



US00D460760S

(12) **United States Design Patent**  
**Whitehorn et al.**

(10) **Patent No.: US D460,760 S**

(45) **Date of Patent: \*\* Jul. 23, 2002**

(54) **PEDALS**

(75) Inventors: **Symon J. Whitehorn; Rico Luitpold Zorkendorfer**, both of San Francisco; **John Robert Faust**, Burlingame; **David N. McVicar**, El Dorado, all of CA (US); **Ming Yu**, Taipei (TW)

(73) Assignee: **Logitech Europe S.A.**, Romanel-sur Morges (CH)

(\*\*) Term: **14 Years**

(21) Appl. No.: **29/122,550**

(22) Filed: **Apr. 28, 2000**

(51) **LOC (7) Cl. .... 14-02**

(52) **U.S. Cl. .... D14/419; D21/333**

(58) **Field of Search .... D21/324, 328, D21/333; D14/400, 401, 419, 496; 273/148 B; 463/1, 29-37, 46, 47; 345/156, 161; 434/43, 45**

(56) **References Cited**

**U.S. PATENT DOCUMENTS**

- 4,713,007 A \* 12/1987 Alban ..... 463/37
- D326,117 S \* 5/1992 Barr et al. .... D14/419
- 5,148,152 A \* 9/1992 Stueckle et al. .... 345/156

- 5,166,467 A \* 11/1992 Brown ..... 84/715
- D333,324 S \* 2/1993 Michael ..... D14/419
- D339,612 S \* 9/1993 Carter et al. .... D14/419
- D362,278 S \* 9/1995 Hayes ..... D14/419
- D368,496 S \* 4/1996 Segar ..... D14/419
- 5,610,631 A \* 3/1997 Bouton et al. .... 345/161
- 5,841,426 A \* 11/1998 Dodson et al. .... 273/148 B

\* cited by examiner

*Primary Examiner*—Prabhakar Deshmukh

(74) *Attorney, Agent, or Firm*—Townsend and Townsend and Crew LLP

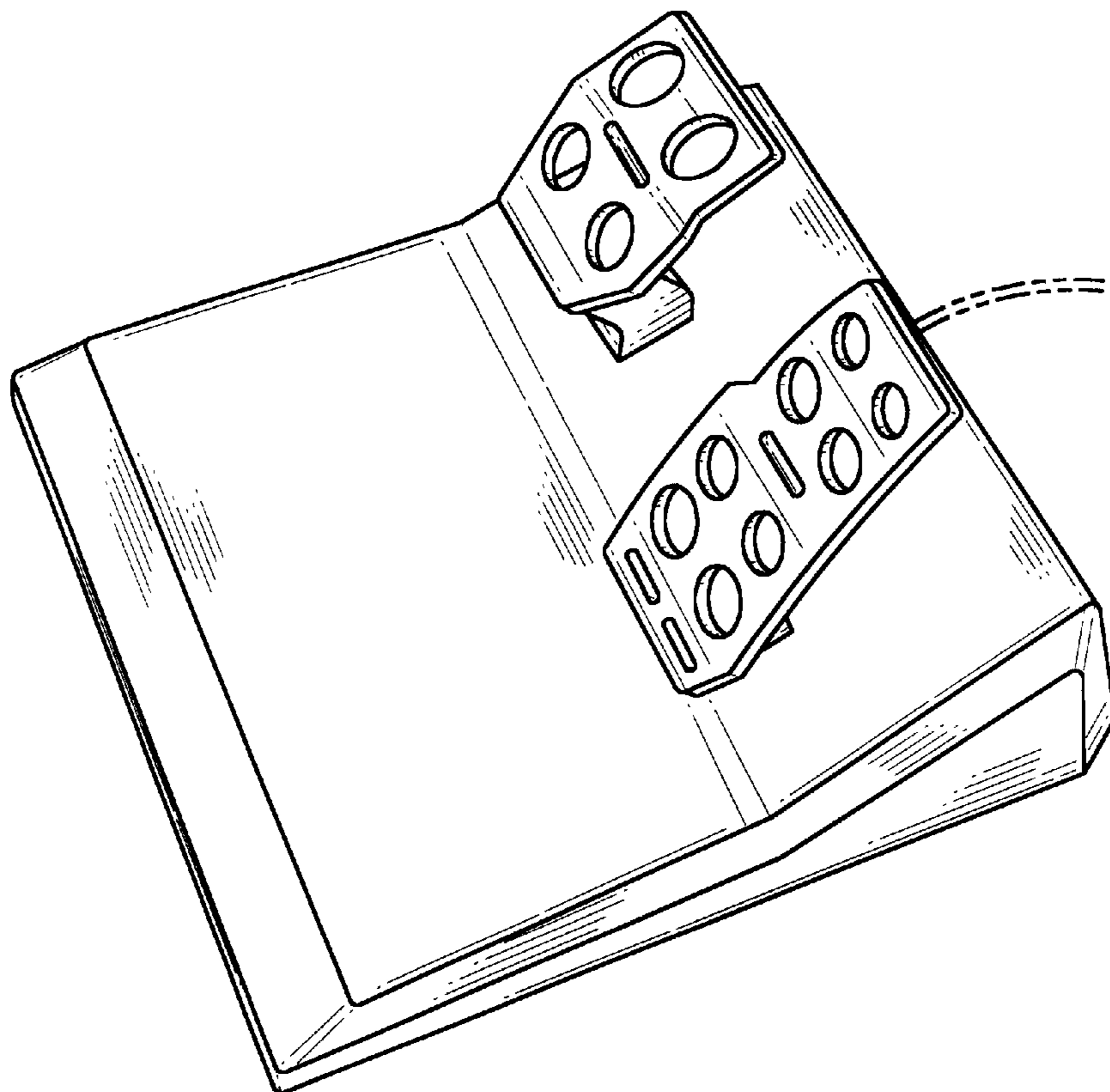
(57) **CLAIM**

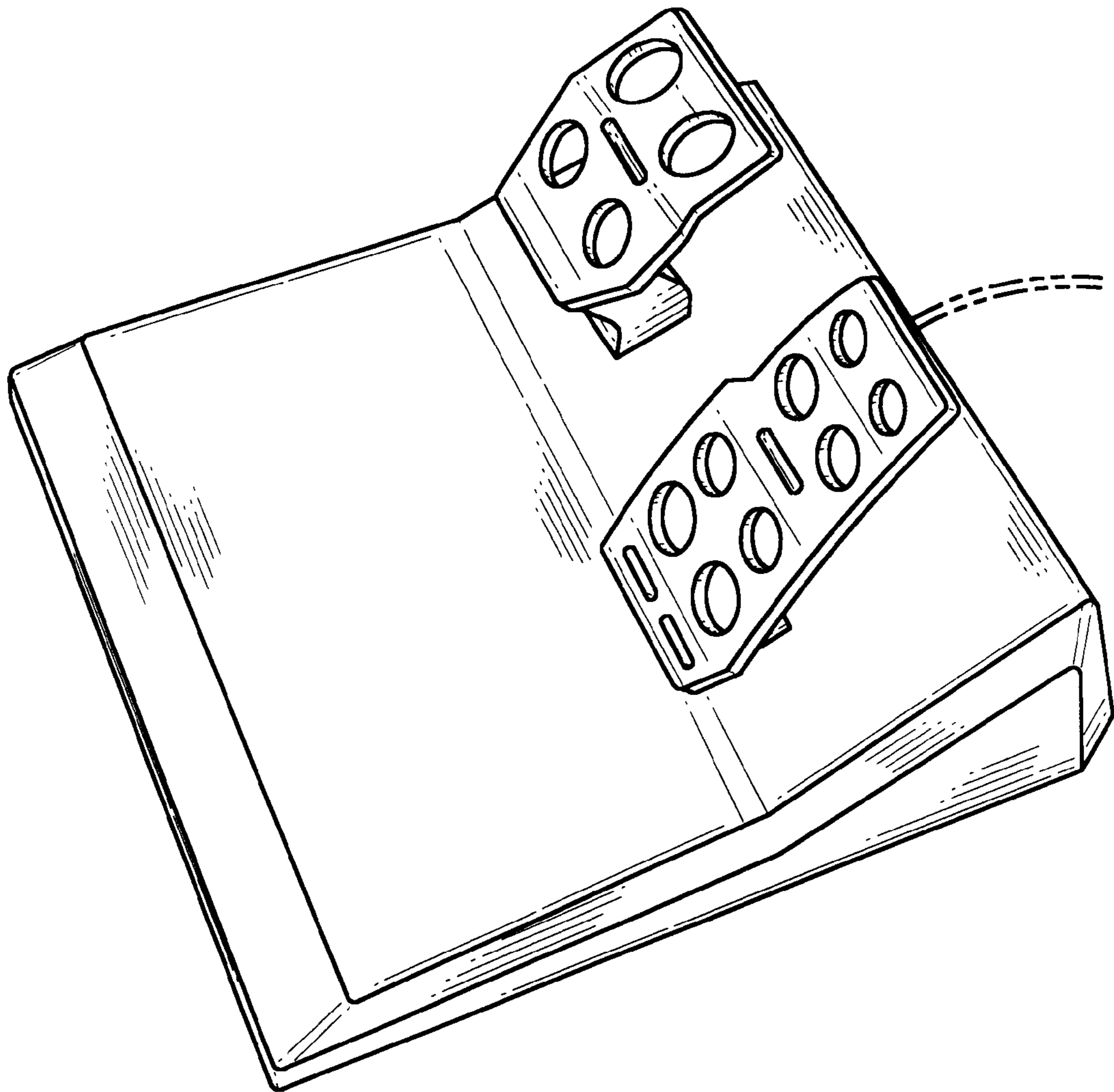
The ornamental design for pedals, as shown and described.

**DESCRIPTION**

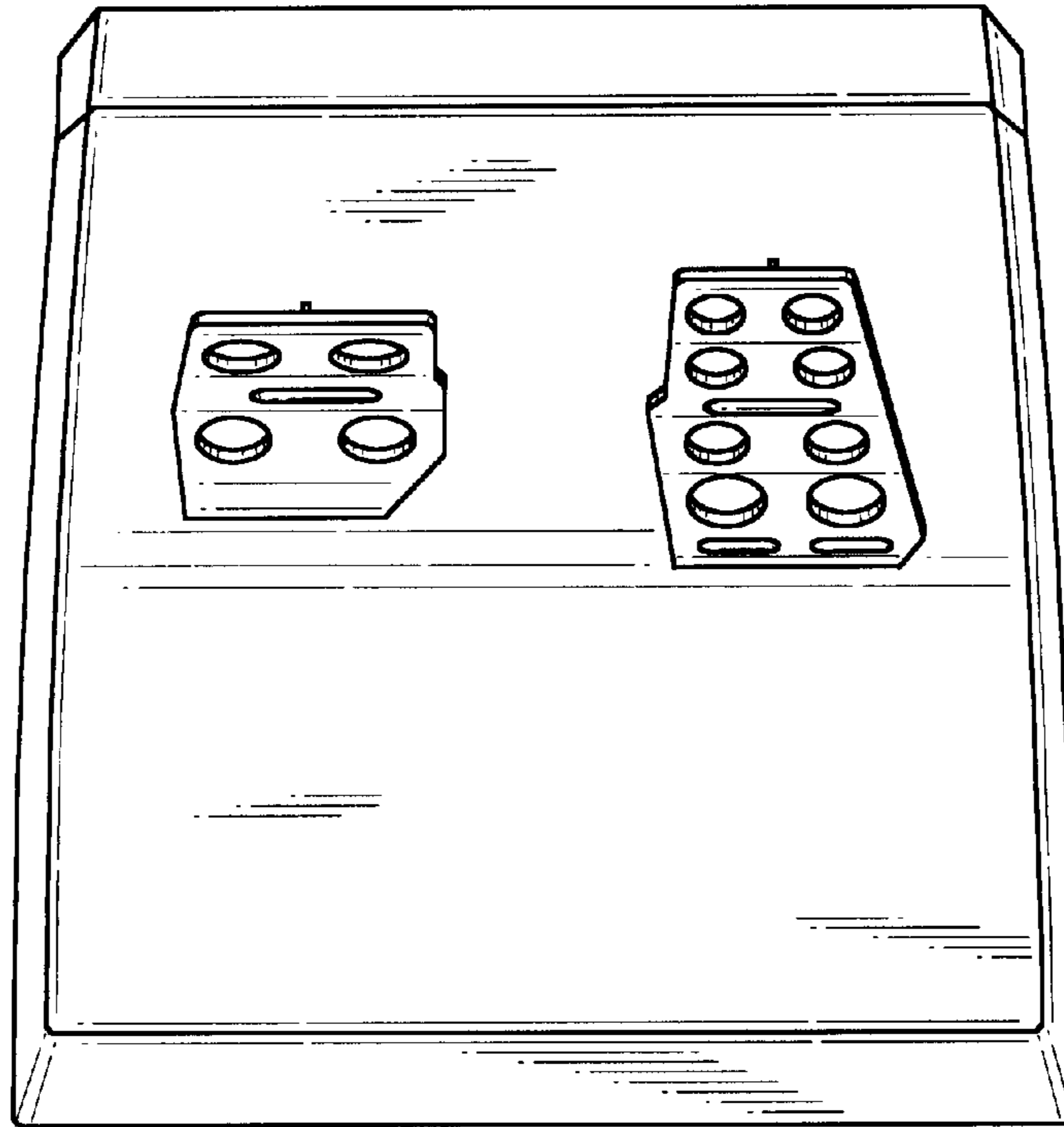
FIG. 1 is a perspective view of the pedals showing our new design;  
 FIG. 2 is a front elevational view thereof;  
 FIG. 3 is a top plan view thereof;  
 FIG. 4 is a left side elevational view thereof;  
 FIG. 5 is a right side elevational view thereof; and,  
 FIG. 6 is a rear elevational view thereof.  
 The broken line showing of an electric conduit is for illustrative purpose only and forms no part of the claimed design.

**1 Claim, 3 Drawing Sheets**






*FIG. 1*



*FIG. 3*



*FIG. 2*

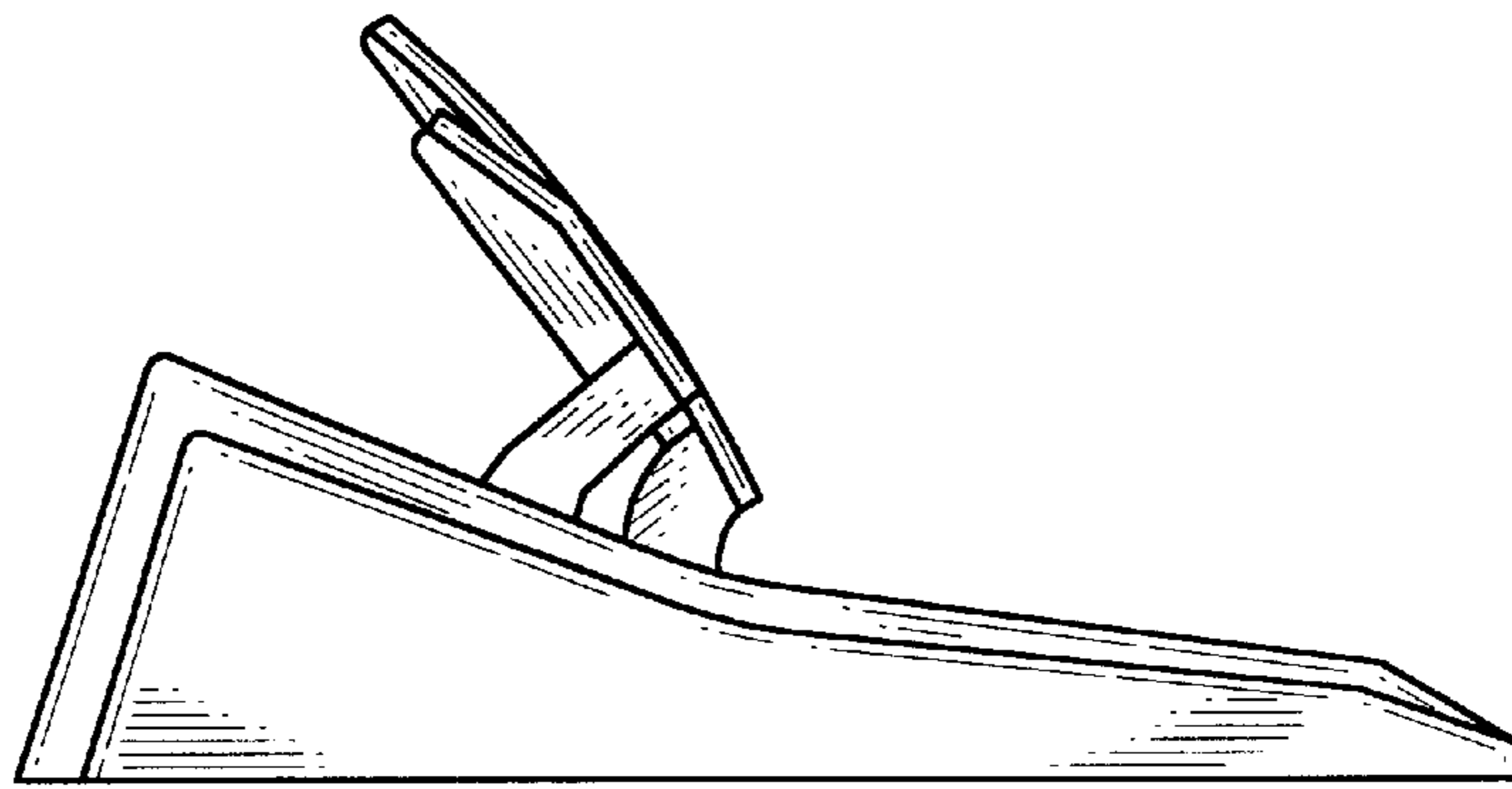


FIG. 4

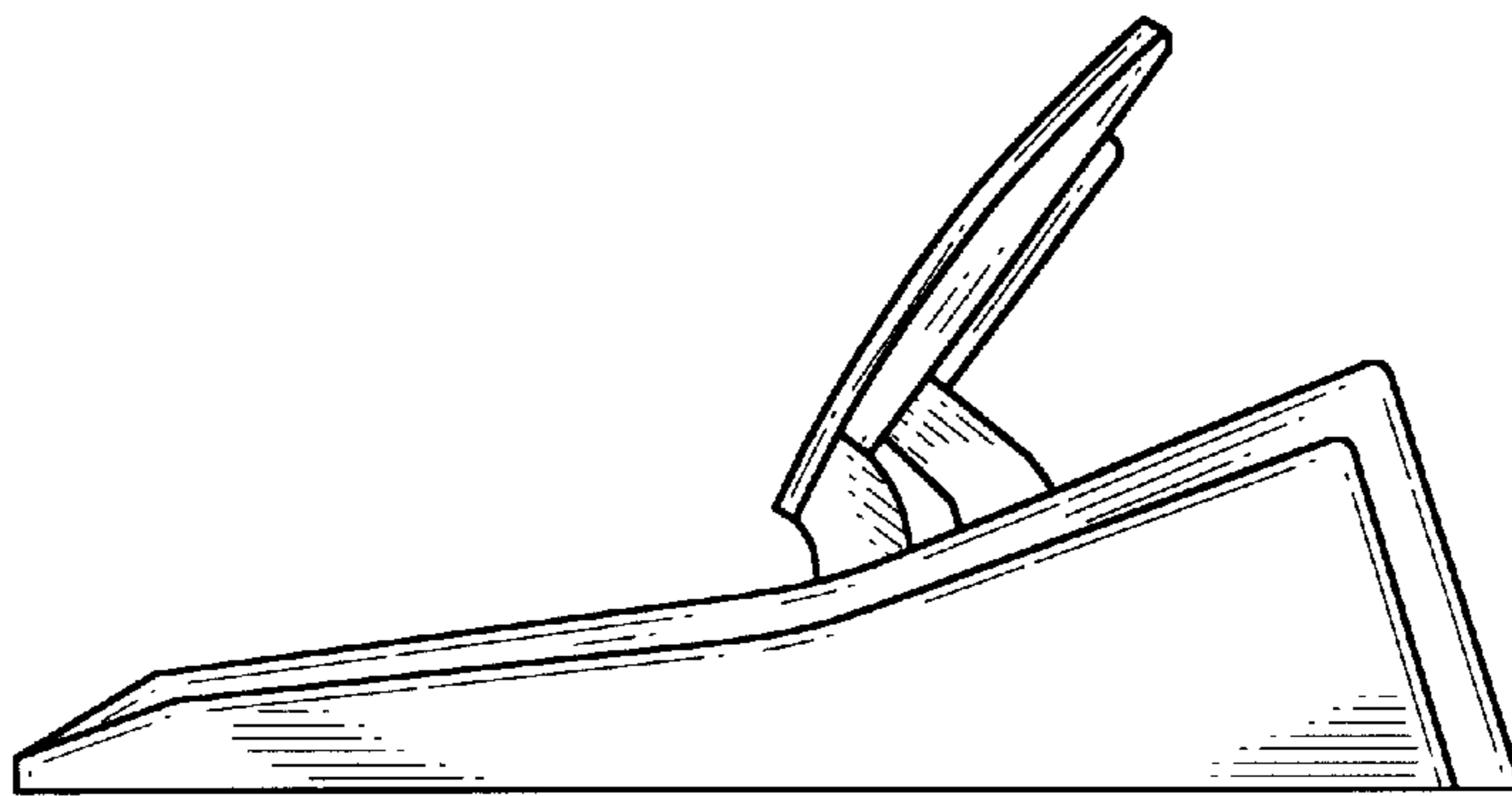


FIG. 5




FIG. 6