



US00D460731S

(12) **United States Design Patent**
Cahyono

(10) **Patent No.:** **US D460,731 S**

(45) **Date of Patent:** **** Jul. 23, 2002**

(54) **VEHICLE WHEEL**

(75) Inventor: **Sumantri Cahyono**, Jawa Timur (ID)

(73) Assignee: **PT Prima Alloy Steel Universal**,
Sidoarjo (ID)

(**) Term: **14 Years**

(21) Appl. No.: **29/156,628**

(22) Filed: **Mar. 4, 2002**

(51) **LOC (7) Cl.** **12-16**

(52) **U.S. Cl.** **D12/209**

(58) **Field of Search** D12/204-211;
301/37.1, 64.1, 65

D438,159 S	*	2/2001	Kaucher	D12/209
D438,166 S	*	2/2001	Noriega	D12/211
D442,535 S	*	5/2001	Lotson	D12/209
D444,758 S	*	7/2001	Mendez	D12/211
D448,336 S	*	9/2001	Mendez	D12/209
D453,725 S	*	2/2002	Brown et al.	D12/209
D455,108 S	*	4/2002	Kaucher	D12/209
D455,696 S	*	4/2002	Foose	D12/209

* cited by examiner

Primary Examiner—Stacia Cadmus

(74) *Attorney, Agent, or Firm*—Fulwider Patton Lee & Utecht, LLP

(57) **CLAIM**

The ornamental design for the vehicle wheel, as shown and described.

(56) **References Cited**

U.S. PATENT DOCUMENTS

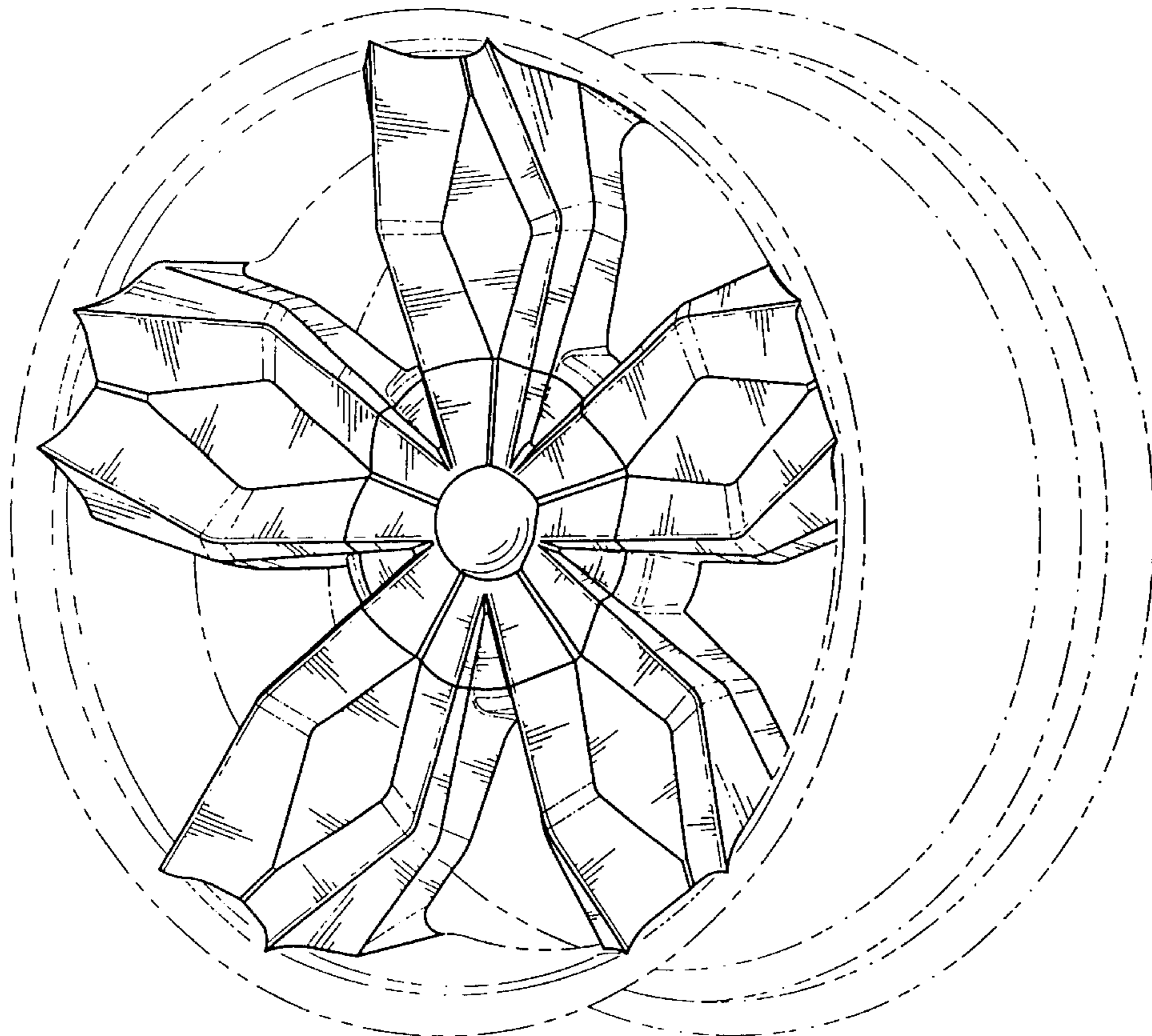
D208,541 S	*	9/1967	Rader	D12/211
D219,871 S	*	2/1971	Griffith	D12/209
D286,278 S	*	10/1986	Sandberg	D12/211
D396,839 S	*	8/1998	Cullen	D12/211
D414,154 S	*	9/1999	Carter	D12/209
D419,513 S	*	1/2000	Hartanto	D12/209
D431,517 S	*	10/2000	Donikoglu	D12/209
D433,375 S	*	11/2000	Fitzgerald	D12/209
D436,070 S	*	1/2001	Lee	D12/209

DESCRIPTION

FIG. 1 is a perspective view of the vehicle wheel showing my new design;
FIG. 2 is a front elevational view thereof; and,
FIG. 3 is an end elevational view thereof taken along the line 3—3 of FIG. 2.

The broken line showing of environment is for illustrative purposes only and forms no part of the claimed design.

1 Claim, 2 Drawing Sheets



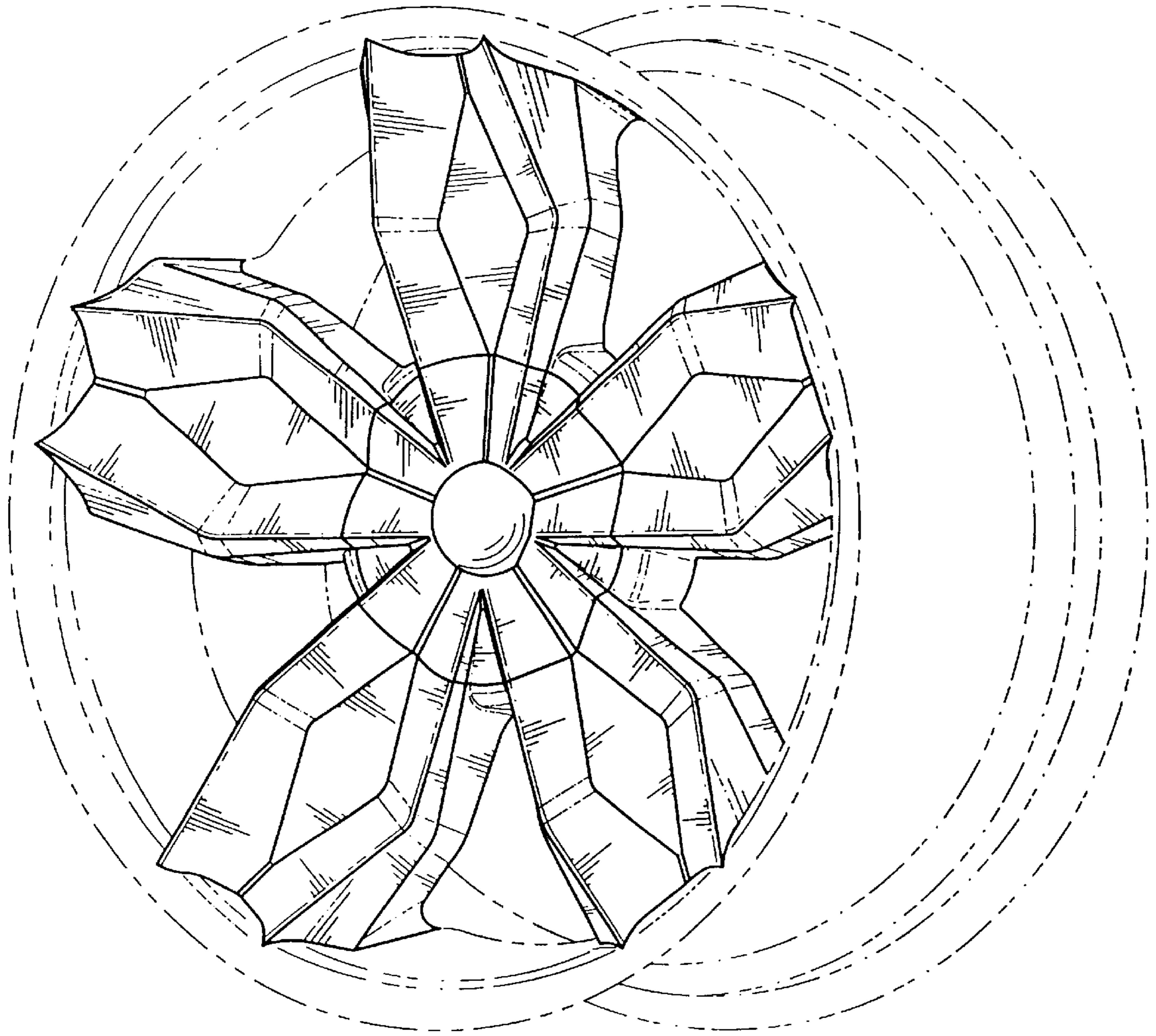


FIG. 1

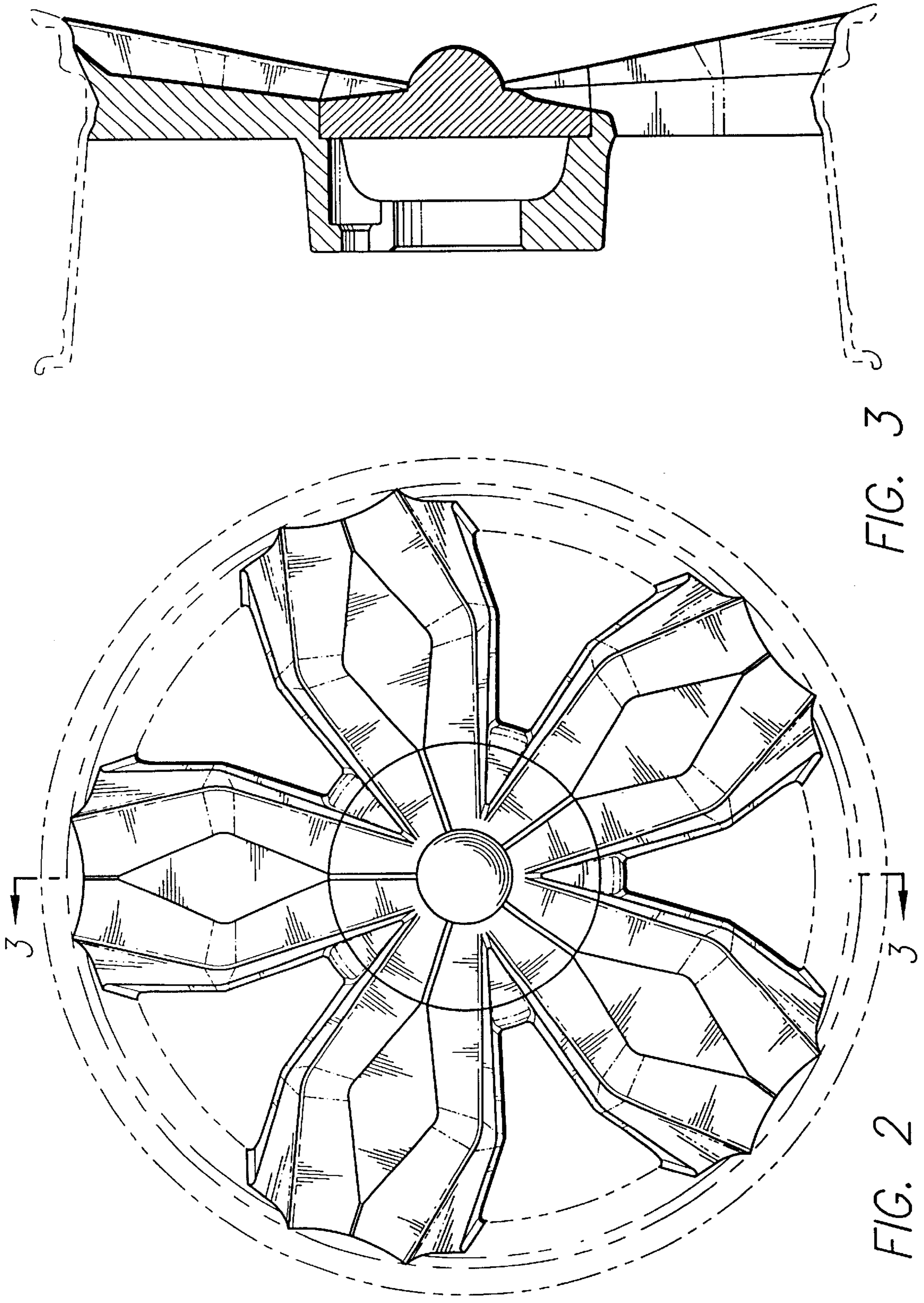


FIG. 3

FIG. 2