



US00D460720S

(12) **United States Design Patent**  
**Aguilar**

(10) **Patent No.:** **US D460,720 S**

(45) **Date of Patent:** **\*\* Jul. 23, 2002**

(54) **SNOW DEVICE**

(75) **Inventor:** **Frank Aguilar**, Los Angeles, CA (US)

(73) **Assignee:** **Slopcycle, LLC**, Los Angeles, CA (US)

(\*\*) **Term:** **14 Years**

(21) **Appl. No.:** **29/155,219**

(22) **Filed:** **Feb. 6, 2002**

(51) **LOC (7) Cl.** ..... **12-14**

(52) **U.S. Cl.** ..... **D12/8**

(58) **Field of Search** ..... D12/8-10; D21/760-767;  
280/14.28, 22, 18, 28.11, 21.11, 87.041-87.043,  
16, 87.021, 87.01-87.05, 14.3

(56) **References Cited**

**U.S. PATENT DOCUMENTS**

1,945,170 A *	1/1934	Wetzel	280/22
2,006,325 A *	6/1935	Scholtes	280/22
D126,833 S *	4/1941	Hylan	D12/8
2,316,272 A *	4/1943	Meyer	280/22
2,513,199 A	6/1950	Ohlhaver	280/16
2,894,760 A *	7/1959	Kolstad	280/22
3,151,876 A *	10/1964	Hahto	280/14.28
D206,597 S *	1/1967	Berglund	D12/8
D210,544 S *	3/1968	Fleisher	D12/8
D224,125 S *	7/1972	Boganowski	D12/8
3,717,359 A	2/1973	Peronnon et al.	280/16
3,730,546 A	5/1973	Evequoz	280/16

3,870,330 A	3/1975	Hatano et al.	280/16
D246,920 S *	1/1978	Koblick	D12/8
4,097,055 A	6/1978	Laycraft	280/16
4,773,659 A	9/1988	Rygiel	280/12 H
D340,009 S *	10/1993	Simpson	D12/8
5,351,975 A	10/1994	Petoud	280/14.3
5,516,126 A *	5/1996	Myers	280/14.3
6,139,031 A *	10/2000	Wingard	280/14.28
D451,162 S *	11/2001	Spiers	D21/767

**FOREIGN PATENT DOCUMENTS**

CA 1068751 12/1979 ..... 305/73

\* cited by examiner

*Primary Examiner*—Stacia Cadmus

(74) *Attorney, Agent, or Firm*—Cislo & Thomas LLP

(57) **CLAIM**

The ornamental design for a snow device, as shown and described.

**DESCRIPTION**

FIG. 1. Is a perspective view of my snow device;  
FIG. 2. Is a front view thereof;  
FIG. 3. Is a right side elevational view with the left side elevational view being a mirror image thereof;  
FIG. 4. Is a top view thereof;  
FIG. 5. Is a rear view thereof; and,  
FIG. 6. Is a bottom view thereof.

**1 Claim, 6 Drawing Sheets**





FIG. 1

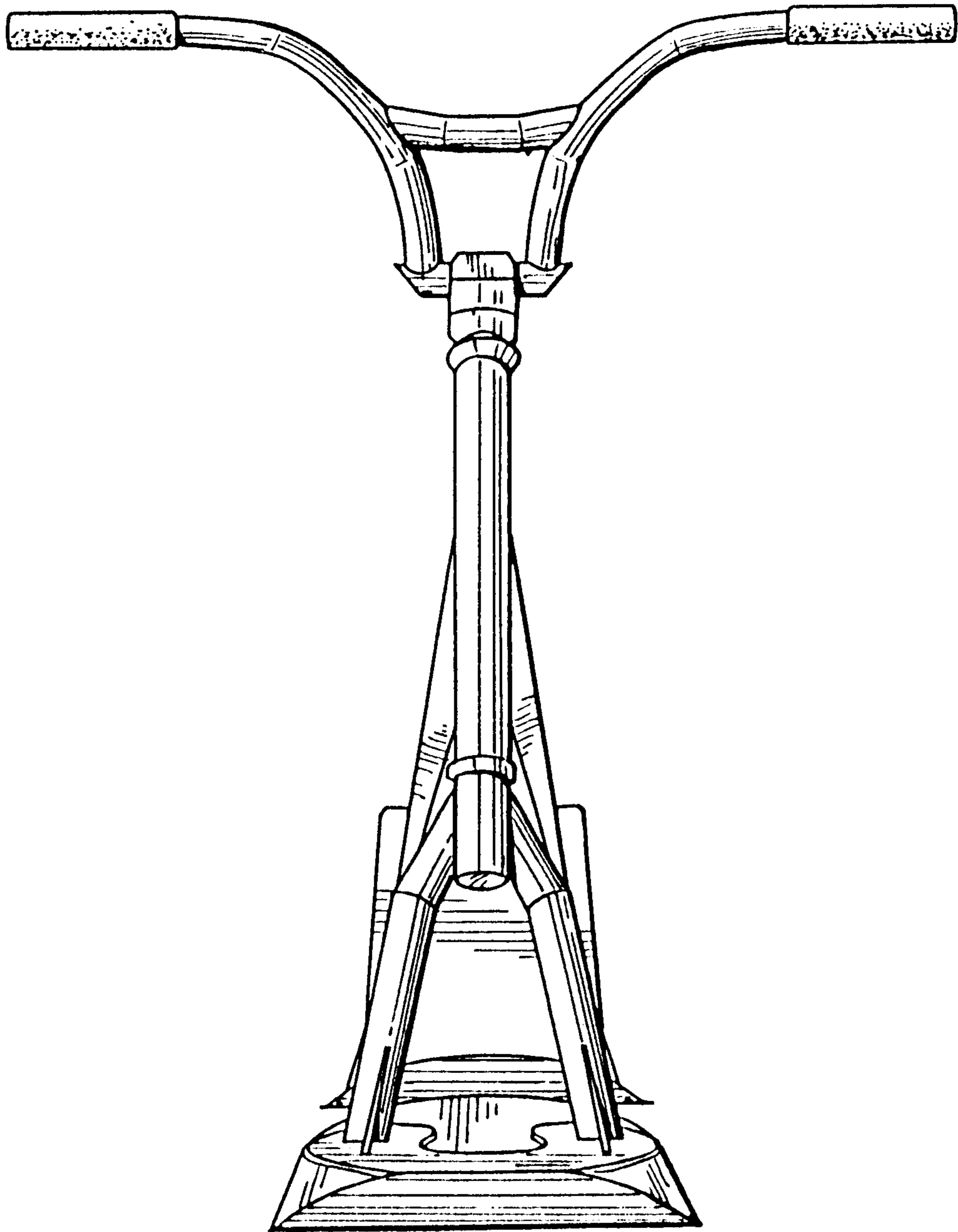


FIG. 2

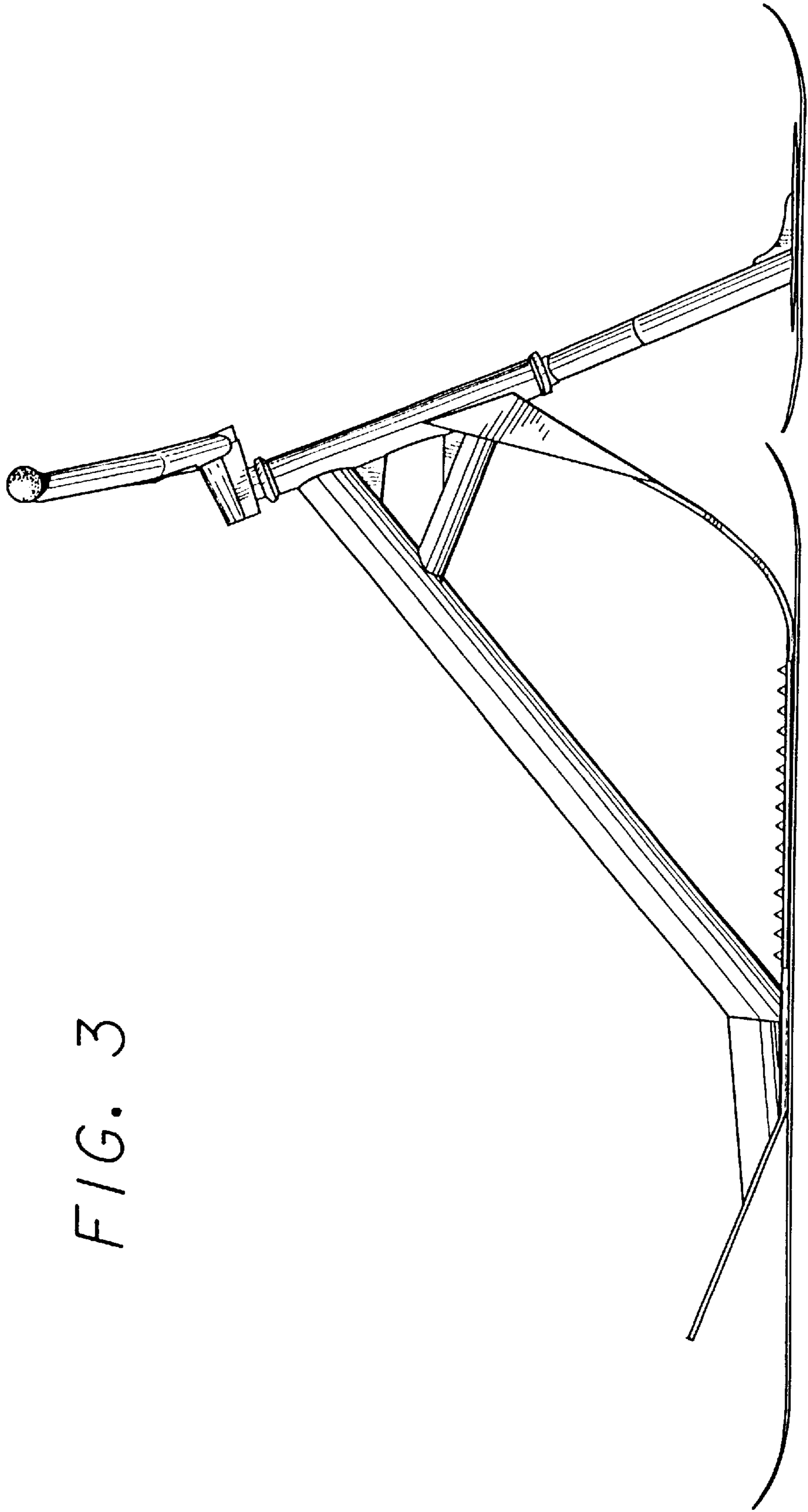


FIG. 3

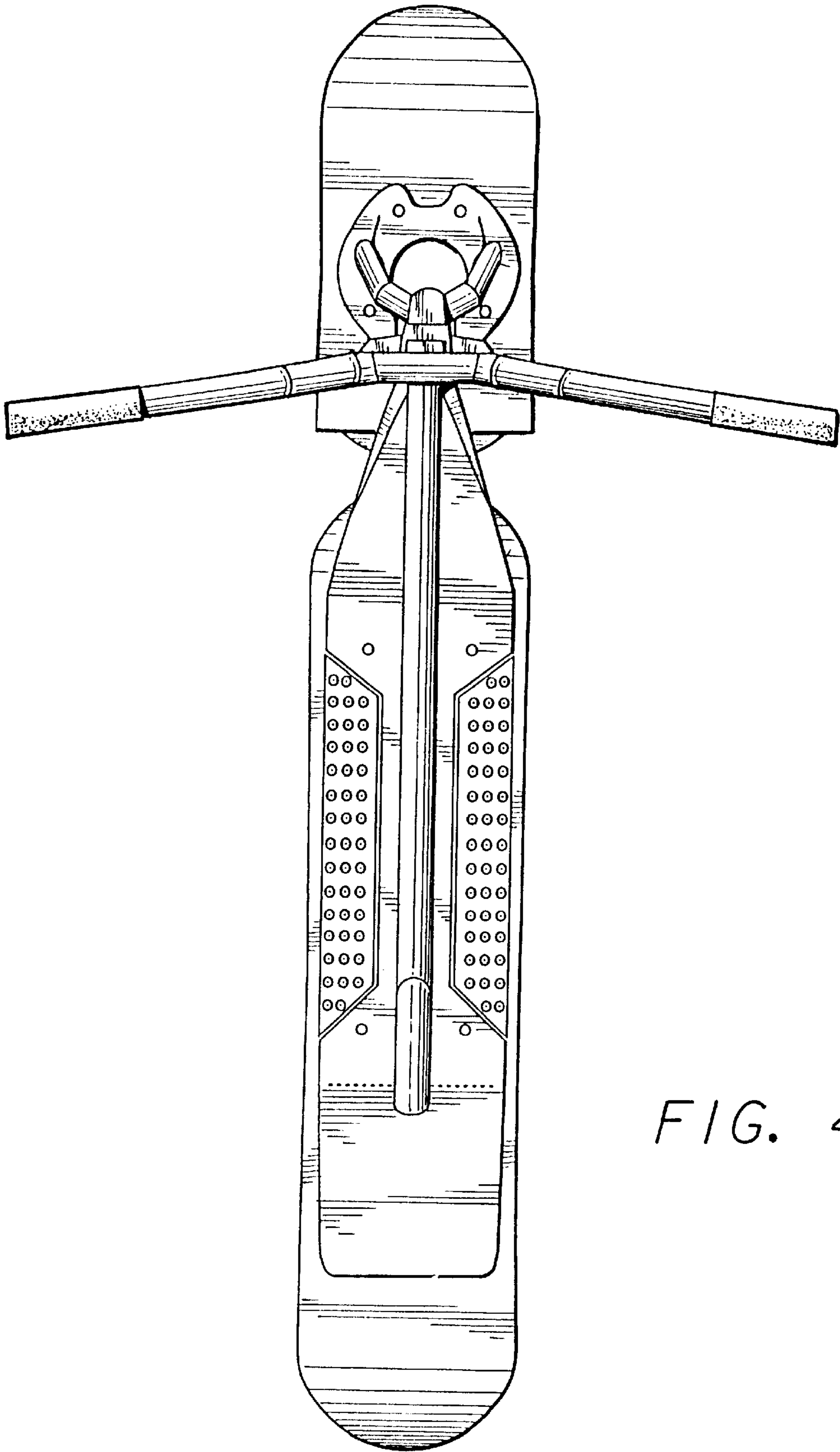


FIG. 4

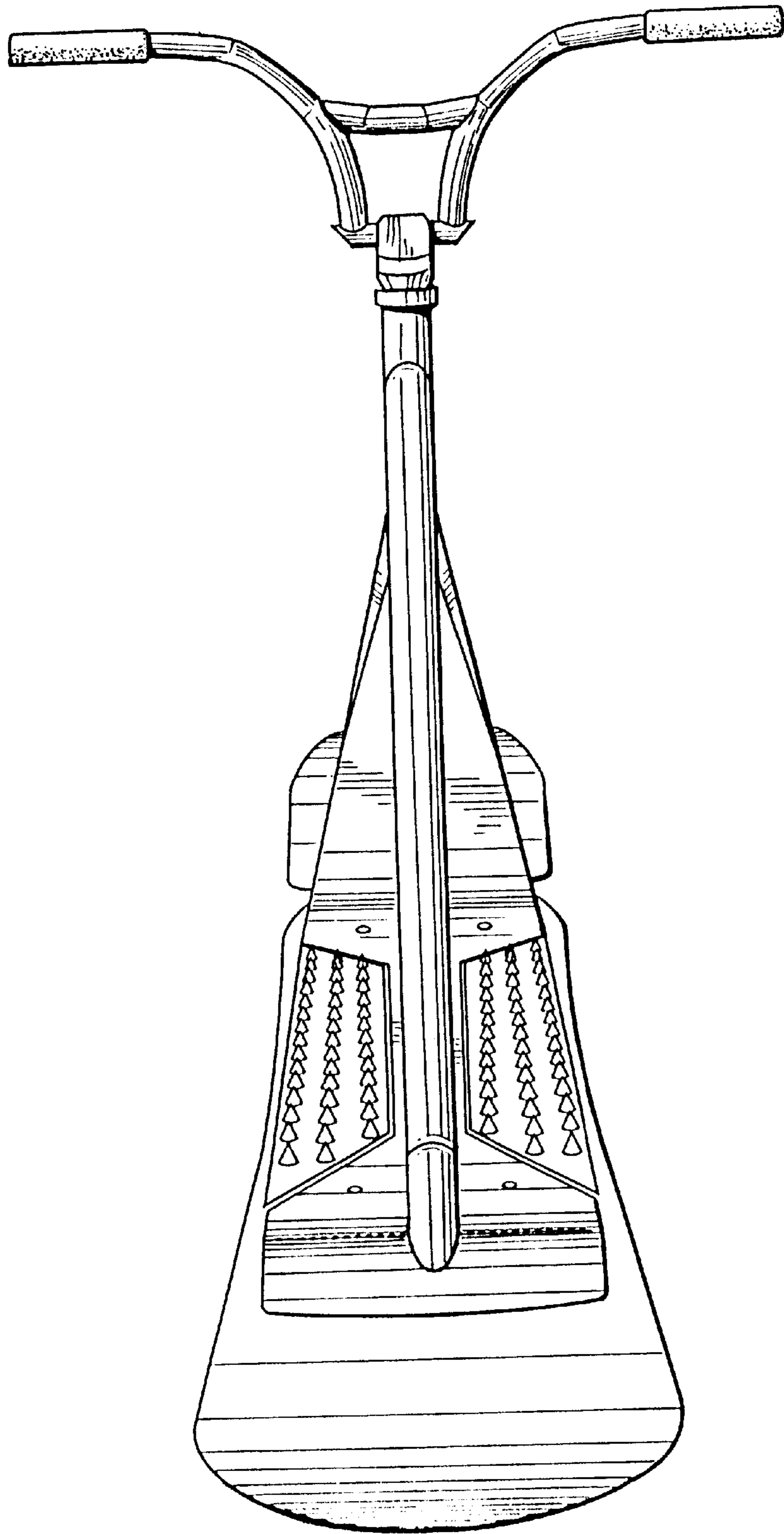


FIG. 5

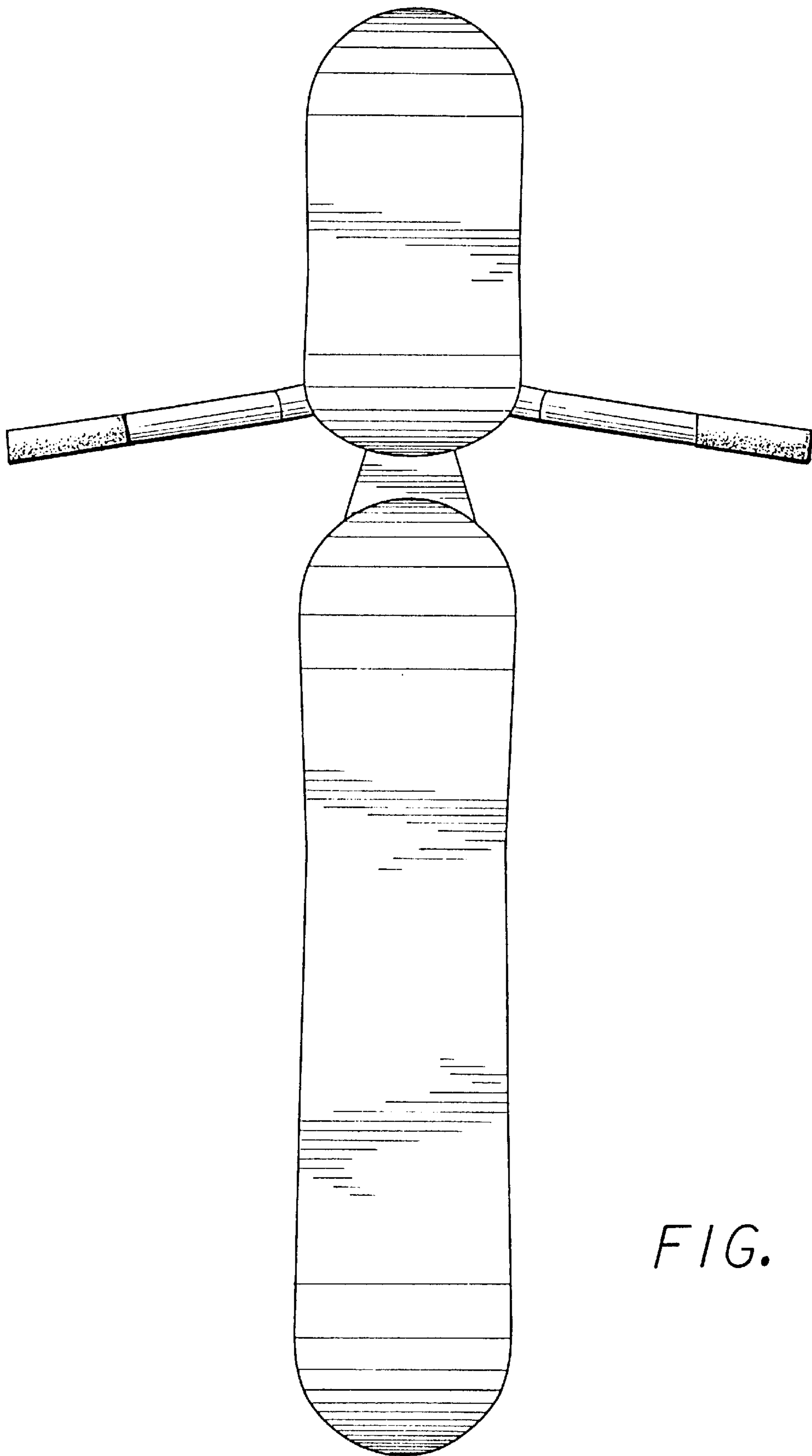


FIG. 6