



US00D460714S

(12) **United States Design Patent**  
**Steinberg**

(10) **Patent No.:** **US D460,714 S**

(45) **Date of Patent:** **\*\* Jul. 23, 2002**

(54) **PRECIOUS GEMSTONE SETTING**

D421,404 S \* 3/2000 Canale ..... D11/26  
D452,183 S \* 12/2001 Pinto ..... D11/91

(75) Inventor: **Daniel R. Steinberg**, 1141 Liberty Bell Dr., Cherry Hill, NJ (US) 08003

\* cited by examiner

(73) Assignee: **Daniel R. Steinberg**, Caesarea (IL)

*Primary Examiner*—Louis S. Zarfes

*Assistant Examiner*—Deanne Levy

(\*\*) Term: **14 Years**

(74) *Attorney, Agent, or Firm*—Stuart M. Goldstein

(21) Appl. No.: **29/137,619**

(57) **CLAIM**

(22) Filed: **Feb. 23, 2001**

The ornamental design for a precious gemstone setting, as shown and described.

(51) **LOC (7) Cl.** ..... **11-01**

**DESCRIPTION**

(52) **U.S. Cl.** ..... **D11/91**

FIG. 1 is a side view of the precious gemstone setting of the present invention.

(58) **Field of Search** ..... D11/1-43, 79, D11/86, 89-92; 63/3, 4, 12-15, 26-27

FIG. 2 is a top view of the precious gemstone setting of the present invention.

(56) **References Cited**

FIG. 3 is the end view of the precious gemstone setting of the present invention; and,

**U.S. PATENT DOCUMENTS**

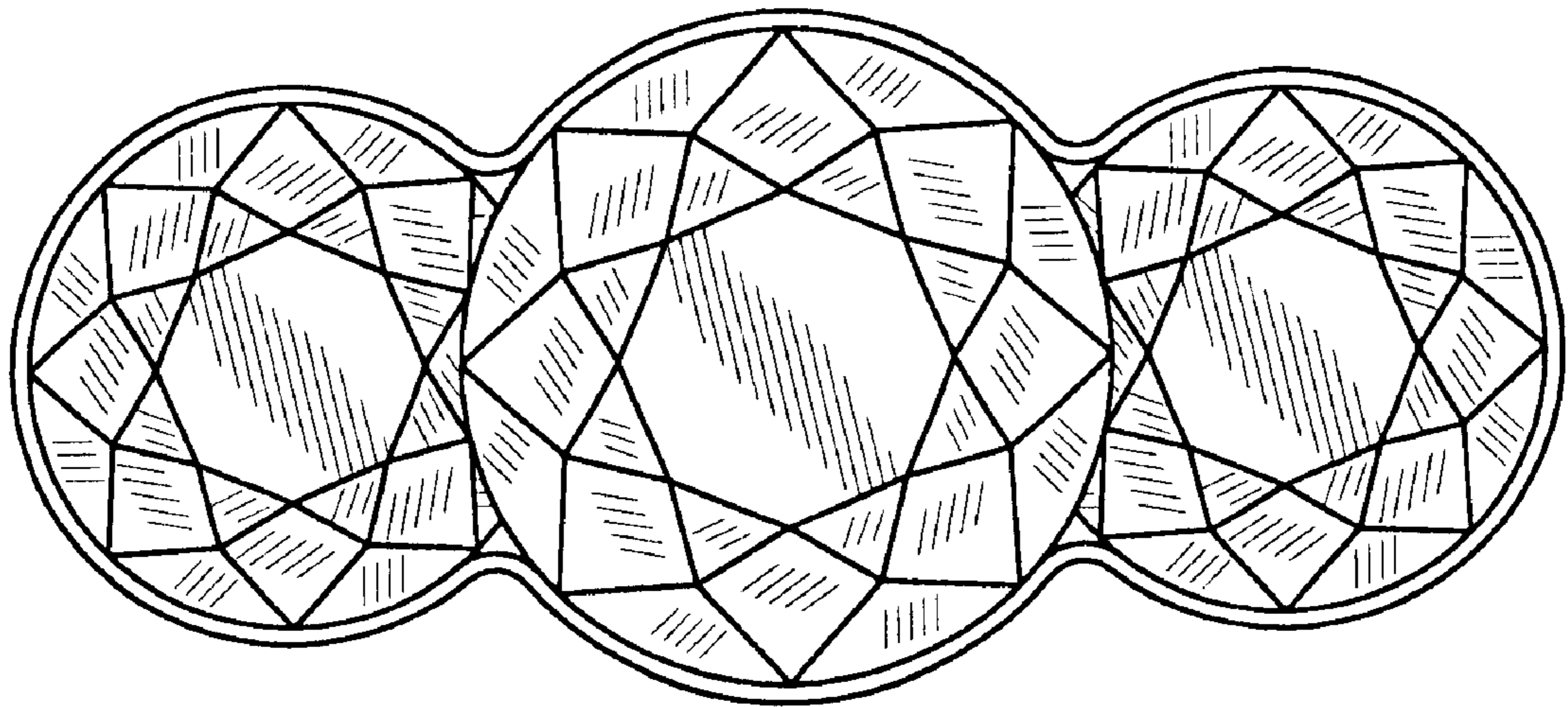
FIG. 4 is a bottom view of the precious gemstone setting of the present invention.

2,394,794 A \* 1/1946 Manne ..... 63/15

D386,438 S \* 11/1997 Itzkowitz ..... D11/34

D386,439 S \* 11/1997 Itzkowitz ..... D11/41

**1 Claim, 2 Drawing Sheets**






FIG. 1

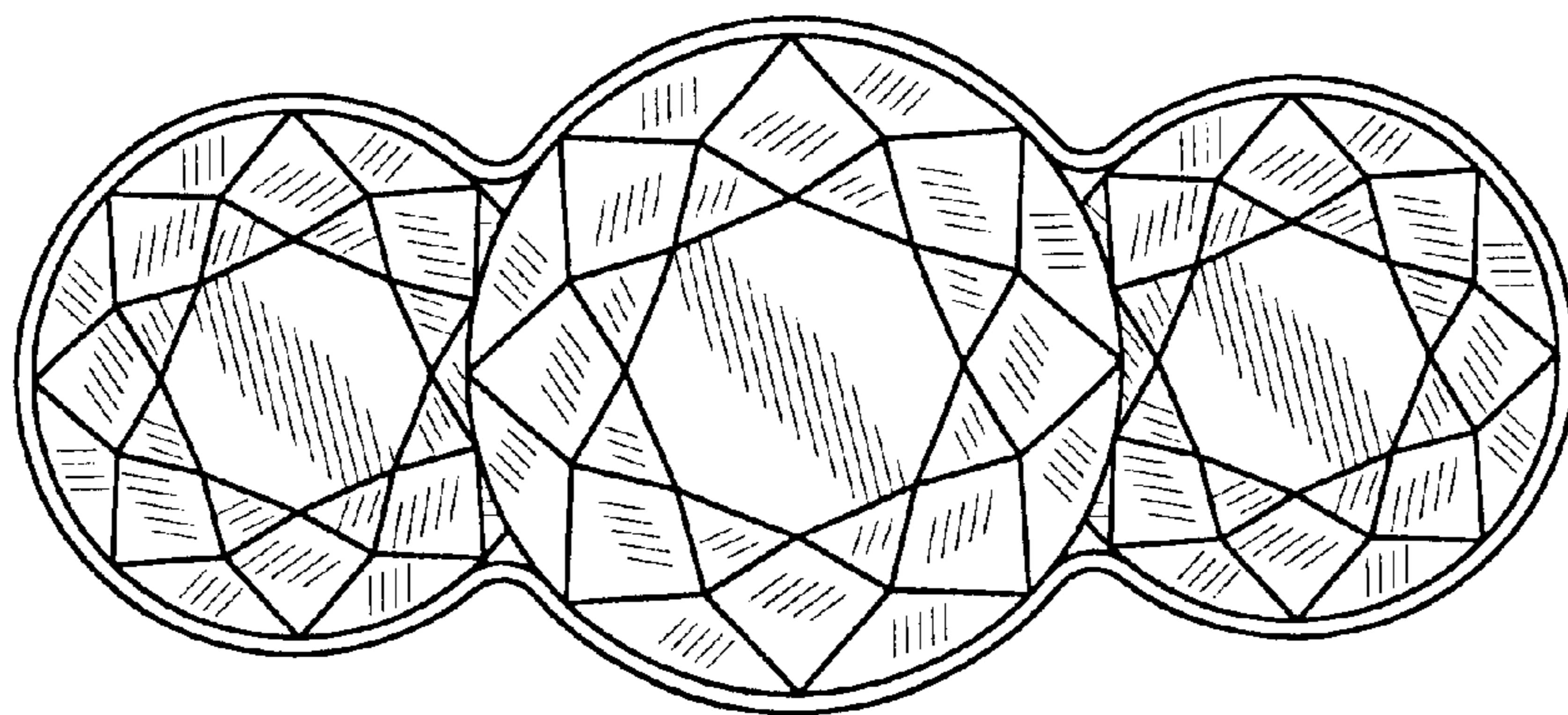


FIG. 2

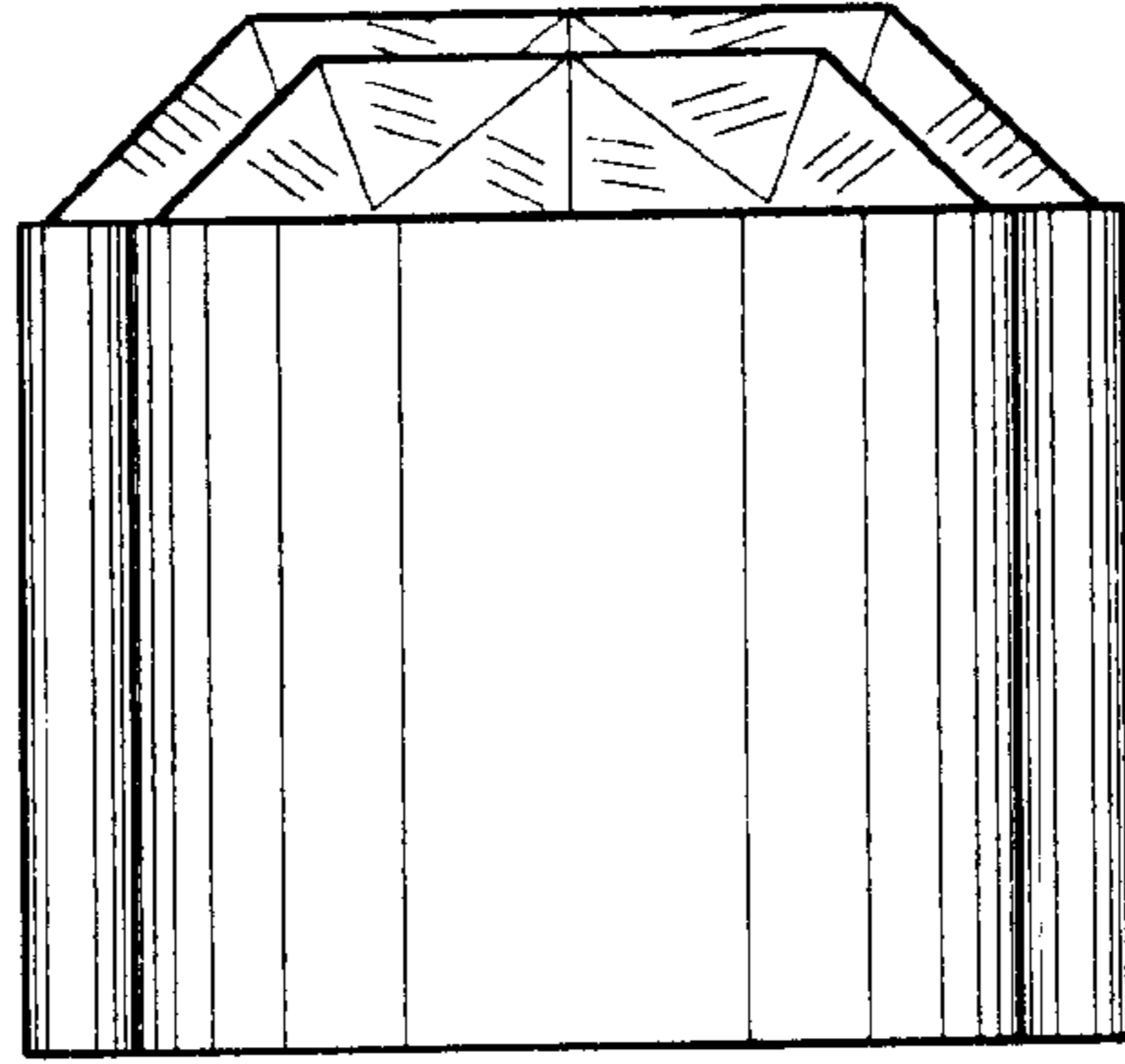


FIG. 3

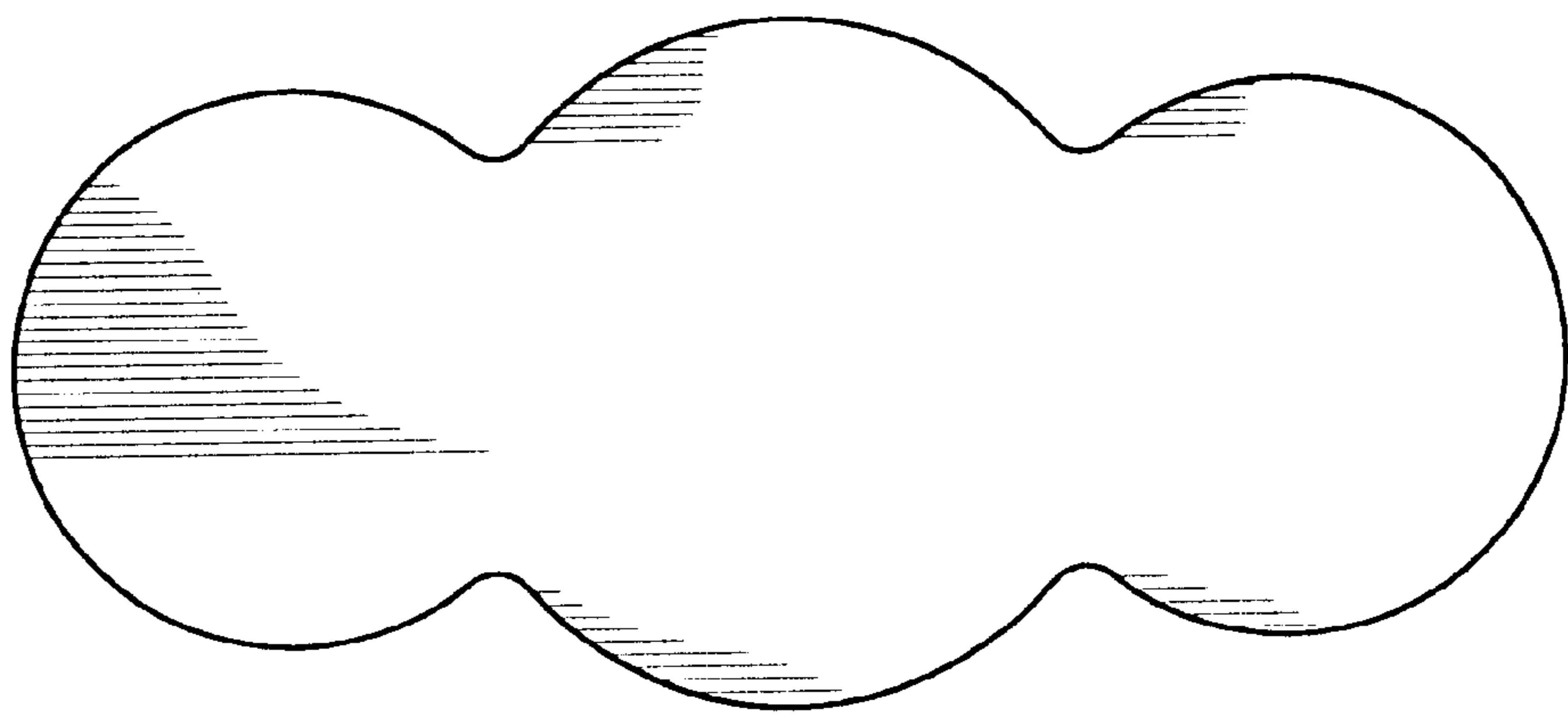


FIG. 4