



US00D460699S

(12) **United States Design Patent**  
**Amborn et al.**

(10) **Patent No.: US D460,699 S**

(45) **Date of Patent: \*\* Jul. 23, 2002**

(54) **HEATING, VENTILATING AND AIR  
CONDITIONING SYSTEM CONTROLLER**

(75) Inventors: **Randy S. Amborn**, White Bear Lake,  
MN (US); **Peter F. Welch; Eric R.  
Hillmer**, both of Toronto (CA); **Darren  
V. Bosch**, King City (CA)

(73) Assignee: **American Standard International  
Inc.**, New York, NY (US)

(\*\*) Term: **14 Years**

(21) Appl. No.: **29/144,913**

(22) Filed: **Jul. 12, 2001**

(51) **LOC (7) Cl. .... 13-03**

(52) **U.S. Cl. .... D10/49; D13/162**

(58) **Field of Search .... D13/162, 162.1,  
D13/184; D10/49, 50, 108, 125; D14/217,  
218, 240; 165/11.1, 43, 200, 265; 236/46 R,  
47, 94; 200/5 A, 5 R; 361/627, 628, 631;  
700/275-278, 300, 301**

(56) **References Cited**

**U.S. PATENT DOCUMENTS**

- D315,519 S \* 3/1991 Odom, Jr. et al. .... D10/50
- D359,459 S \* 6/1995 Summa et al. .... D10/50
- D371,198 S \* 6/1996 Savage et al. .... D24/169

- D386,989 S \* 12/1997 Gee, II ..... D10/50
- D386,990 S \* 12/1997 Gee, II ..... D10/50
- D390,134 S \* 2/1998 Ingebritson et al. .... D10/50
- D398,546 S \* 9/1998 Nishimura et al. .... D10/46
- D403,972 S \* 1/1999 Gaskell et al. .... D10/50
- D410,586 S \* 6/1999 Olsen ..... D10/106
- D418,822 S \* 1/2000 Worley et al. .... D14/356
- D427,155 S \* 6/2000 Pawley et al. .... D13/162
- D447,075 S \* 8/2001 Roberts ..... D10/106

\* cited by examiner

*Primary Examiner*—James Gandy

*Assistant Examiner*—Selina Sikder

(74) *Attorney, Agent, or Firm*—William J. Beres; William  
O'Driscoll

(57) **CLAIM**

The ornamental design for a heating, ventilating and air  
conditioning system controller, as shown and described.

**DESCRIPTION**

FIG. 1 is a perspective view of the heating, ventilating and  
air conditioning system controller showing our new design;  
FIG. 2 is a front view thereof;  
FIG. 3 is a left side view thereof;  
FIG. 4 is a right side view thereof; and,  
FIG. 5 is a top view thereof.

**1 Claim, 2 Drawing Sheets**

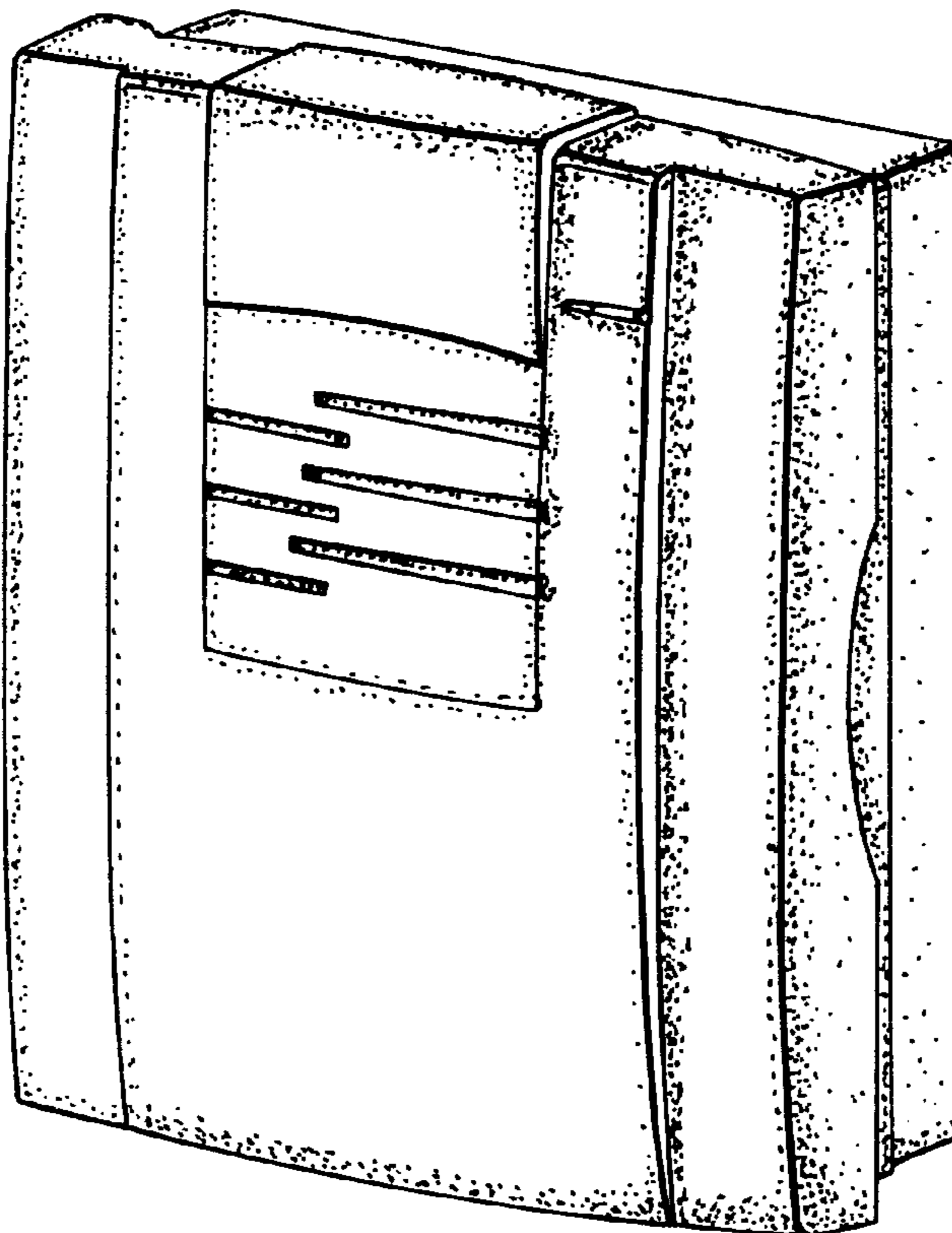
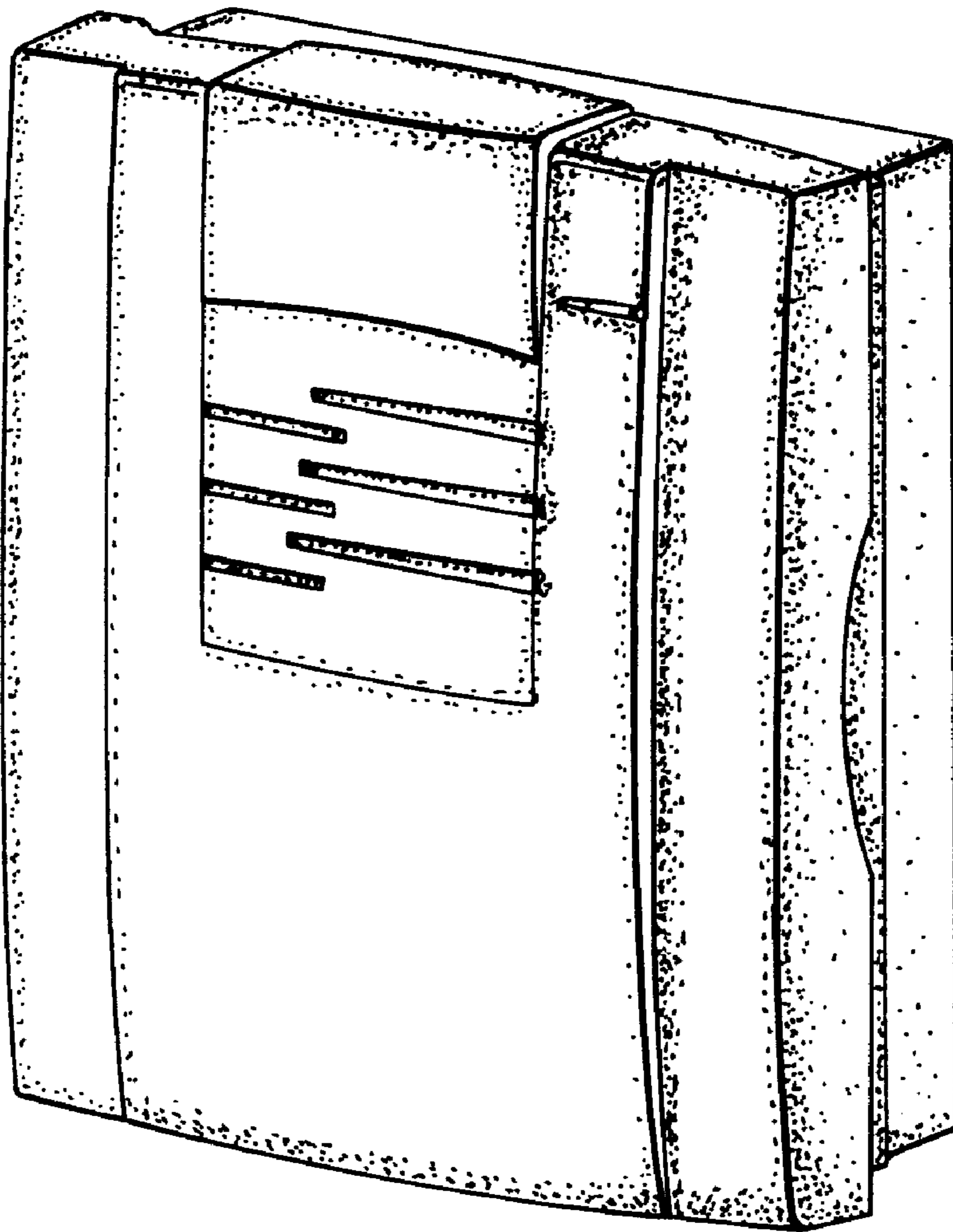


FIG. 1



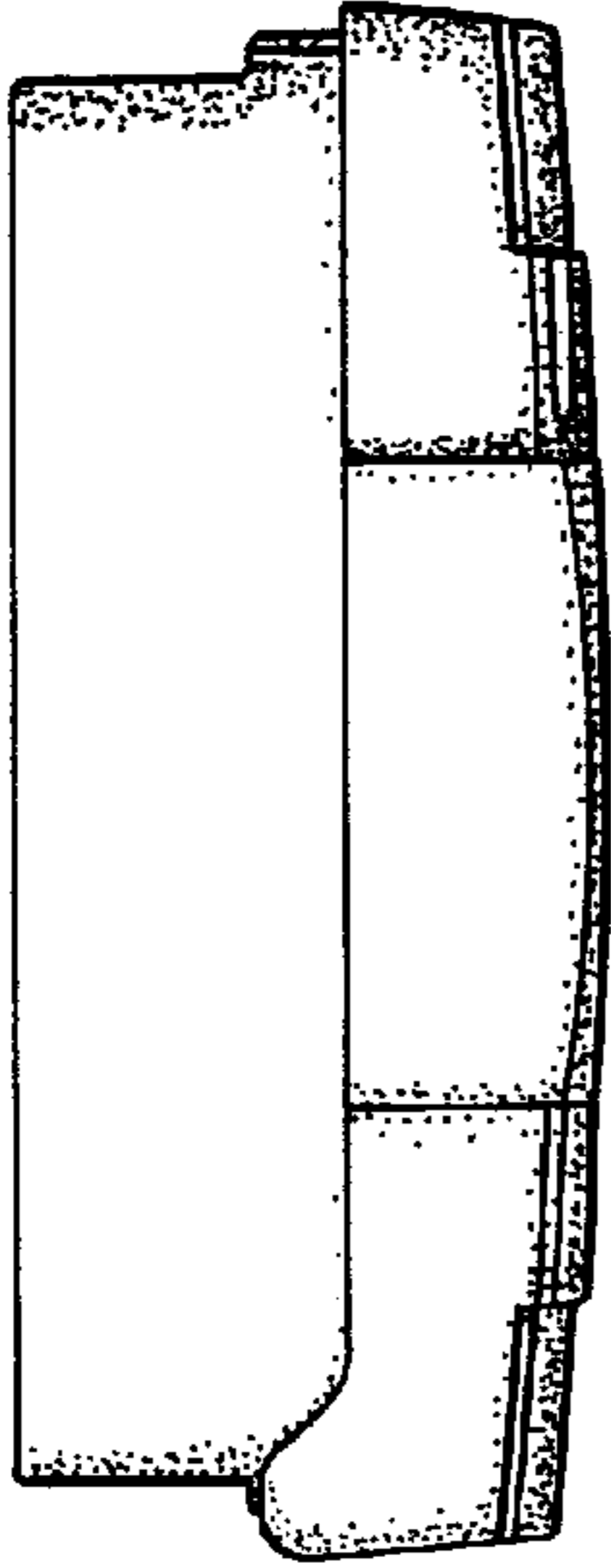


FIG. 5

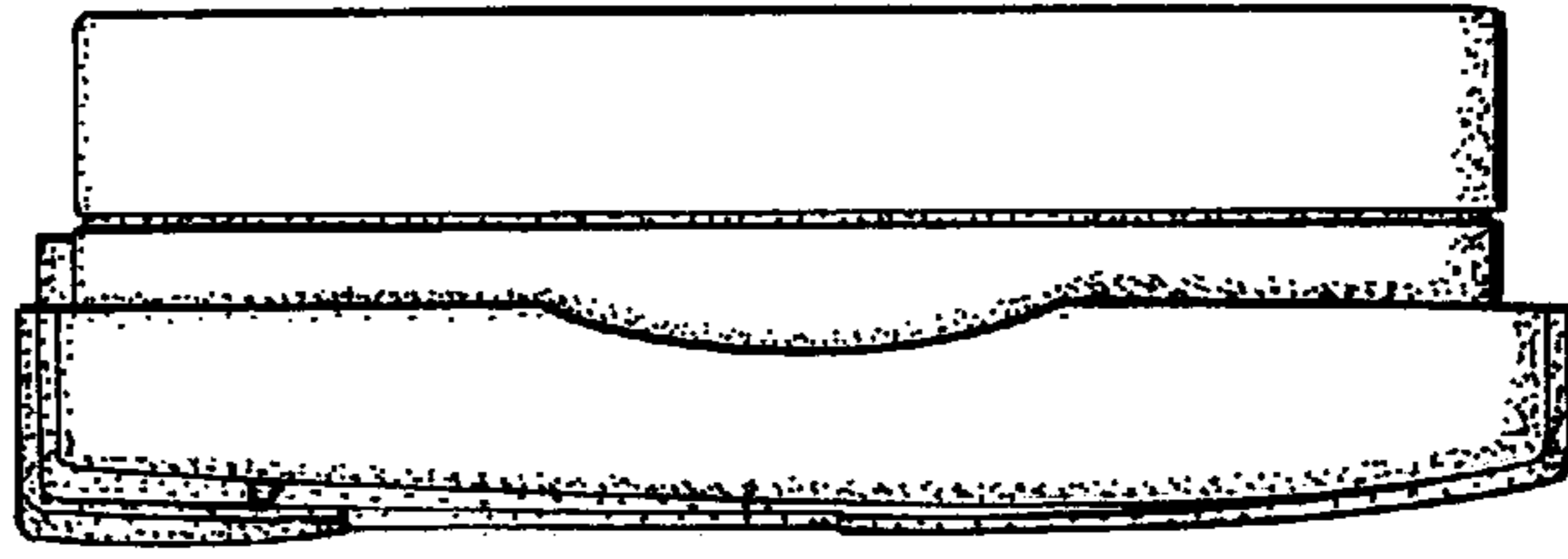


FIG. 4

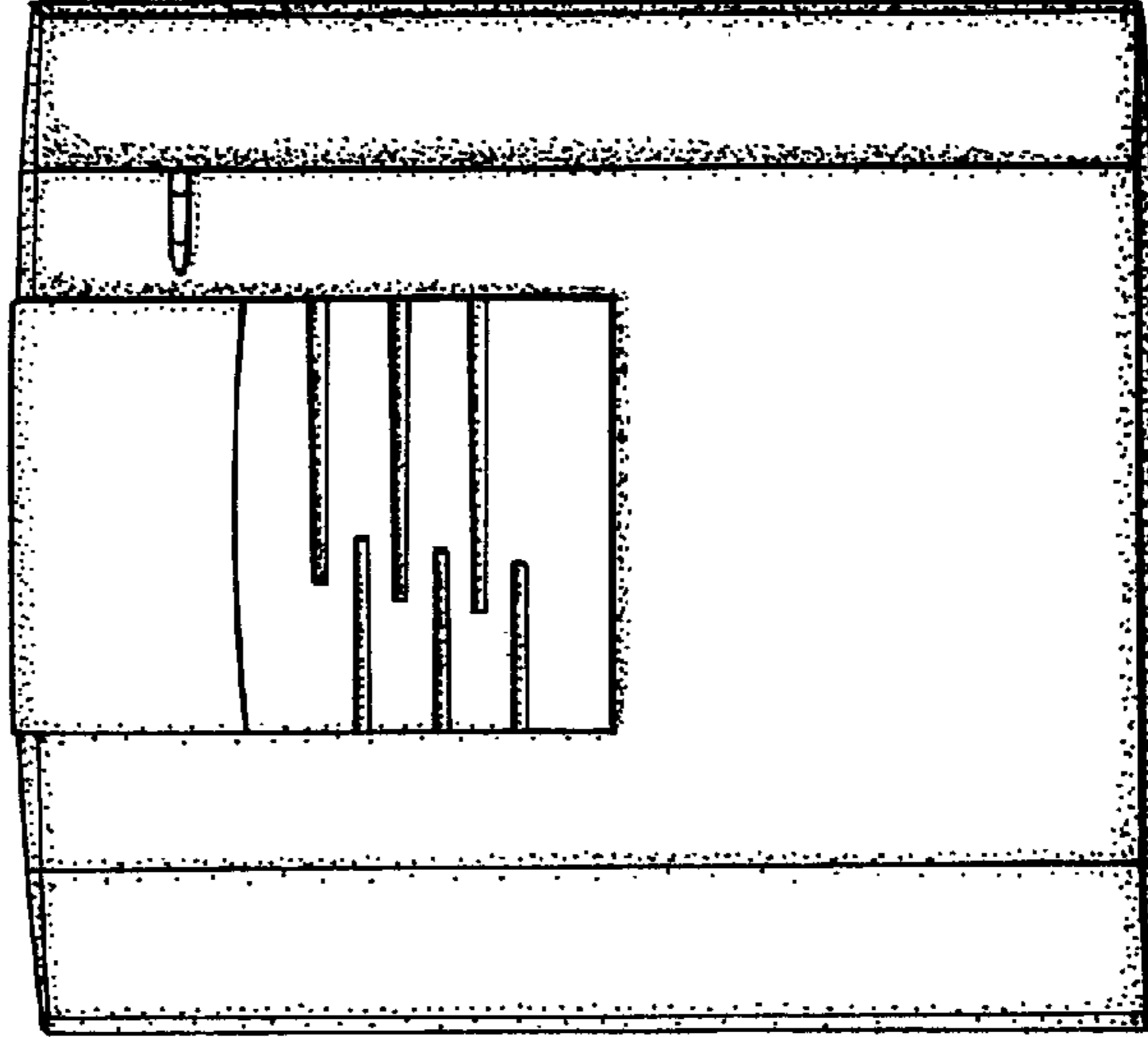


FIG. 2

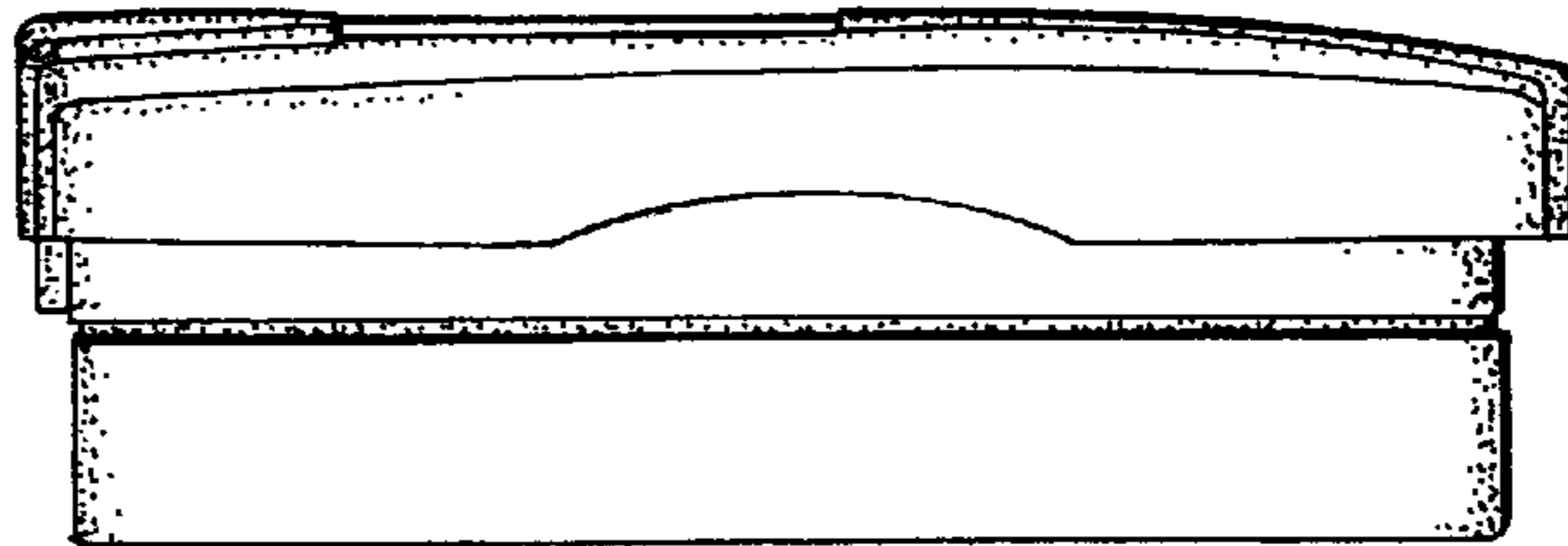


FIG. 3