



US00D460695S

(12) **United States Design Patent**
Sadeghi et al.

(10) **Patent No.:** **US D460,695 S**

(45) **Date of Patent:** **** Jul. 23, 2002**

(54) **BOTTLE WITH CLOSURE**

(75) Inventors: **F. Fred Sadeghi**, Sugar Land; **Roger Ian Moore**, Missouri City, both of TX (US); **Jeffrey A. Mayers**, Palatine, IL (US)

D189,507 S 12/1960 Holtz
D195,739 S 7/1963 Worthington
D199,277 S 9/1964 Buxin
D245,068 S 7/1977 Ruriani D9/503
D258,346 S 2/1981 Winchell et al.

(List continued on next page.)

(73) Assignee: **The Coca-Cola Company**, Atlanta, GA (US)

(**) Term: **14 Years**

(21) Appl. No.: **29/147,946**

(22) Filed: **Sep. 10, 2001**

FOREIGN PATENT DOCUMENTS

AU	11519	7/1934
GB	1054397	2/1990
GB	2001536	2/1990
JP	706569	11/1987
JP	770553	9/1989
JP	777330	12/1989
JP	777337	12/1989
JP	777338	12/1989
JP	862842	3/1993
JP	900259	6/1994
JP	1003950	2/1998
JP	1009498	5/1998

Related U.S. Application Data

(62) Division of application No. 29/113,255, filed on Nov. 2, 1999.

(51) **LOC (7) Cl.** **09-01**

(52) **U.S. Cl.** **D9/530**

(58) **Field of Search** D9/500, 502, 503, D9/504, 516, 523, 530, 531, 536, 537, 539, 540, 547, 549, 553, 559, 560, 561, 566, 568, 574, 575; 215/382, 383, 384

Primary Examiner—Ted Shooman
Assistant Examiner—Selina Sikder

(74) *Attorney, Agent, or Firm*—Sutherland Asbill & Brennan LLP

(56) **References Cited**

U.S. PATENT DOCUMENTS

D25,472 S	5/1896	Brady
D48,265 S	12/1915	Schofield
D61,196 S	7/1922	Johnstone
D62,888 S	8/1923	Davis, Jr. et al.
D82,339 S	10/1930	McDonough
D84,839 S	8/1931	McDonough
D85,838 S	12/1931	Noble D9/553
D87,343 S	5/1932	Hamilton D9/560
D87,238 S	6/1932	Peregoy
D90,290 S	7/1933	McDonald D9/568
D91,503 S	2/1934	Sgueglia
D93,179 S	8/1934	Noble
D93,881 S	11/1934	McDonald
D94,462 S	2/1935	Ball
D178,273 S	7/1956	Blunt

(57) **CLAIM**

The ornamental design for a bottle with closure, as shown.

DESCRIPTION

FIG. 1 is a top front right side perspective view of the bottle with closure with the left side view being symmetrical to that of the right side view;

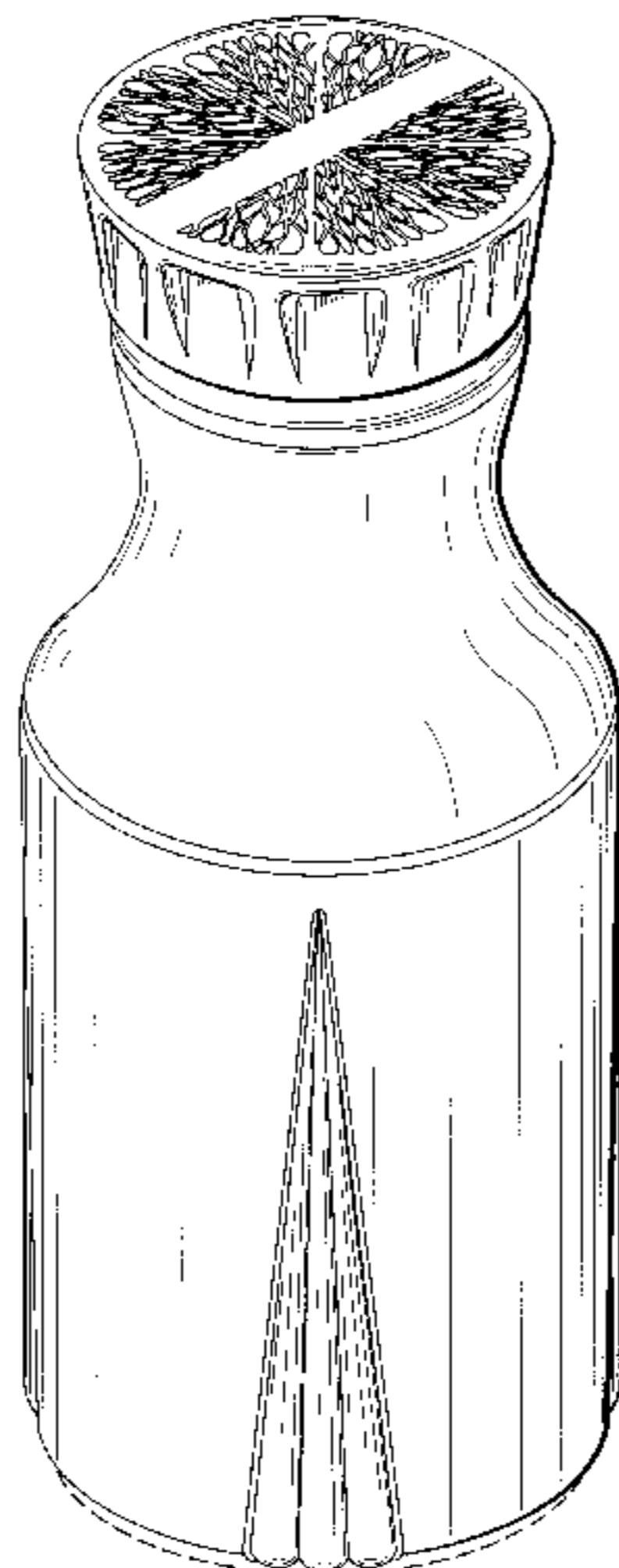
FIG. 2 is a rear elevational view of the bottle with closure of FIG. 1;

FIG. 3 is a top plan view of the bottle with closure of FIG. 3; and,

FIG. 4 is a bottom plan view of the bottle with closure of FIG. 1.

The broken line showing of the environment is for illustrative purpose only and forms not part of the claimed design.

1 Claim, 2 Drawing Sheets



US D460,695 S

Page 2

U.S. PATENT DOCUMENTS

D271,565 S	11/1983	Slater		D373,537 S	9/1996	Schirado	
D292,271 S	10/1987	Schmidt		D380,158 S	6/1997	Olivares et al.	D9/541
D316,967 S	5/1991	York	D9/500	D385,494 S	10/1997	Balz et al.	
D316,968 S	5/1991	York	D9/500	D387,671 S	12/1997	Panella	D9/538
D318,799 S	8/1991	York	D9/500	5,758,790 A	6/1998	Ewing, Jr.	
D320,555 S	10/1991	Ramos		D405,015 S	2/1999	Kotyuk	
D328,245 S	7/1992	Noble	D9/570	D407,817 S	4/1999	Macauley et al.	
D331,367 S	12/1992	Armstrong		D415,428 S	10/1999	Keller et al.	D9/503
D333,704 S	3/1993	Malcolm		D417,844 S	12/1999	Lane	D9/434
				D425,793 S	5/2000	Walker	D9/503

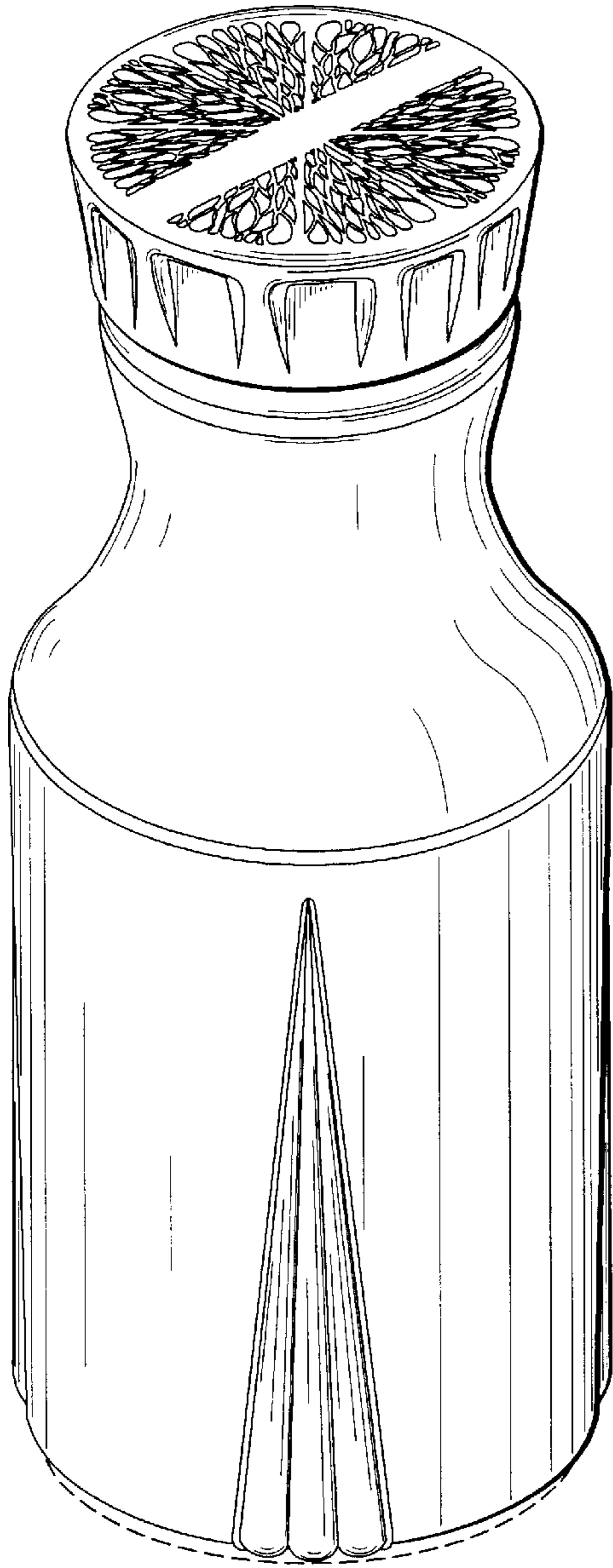


FIG. 1

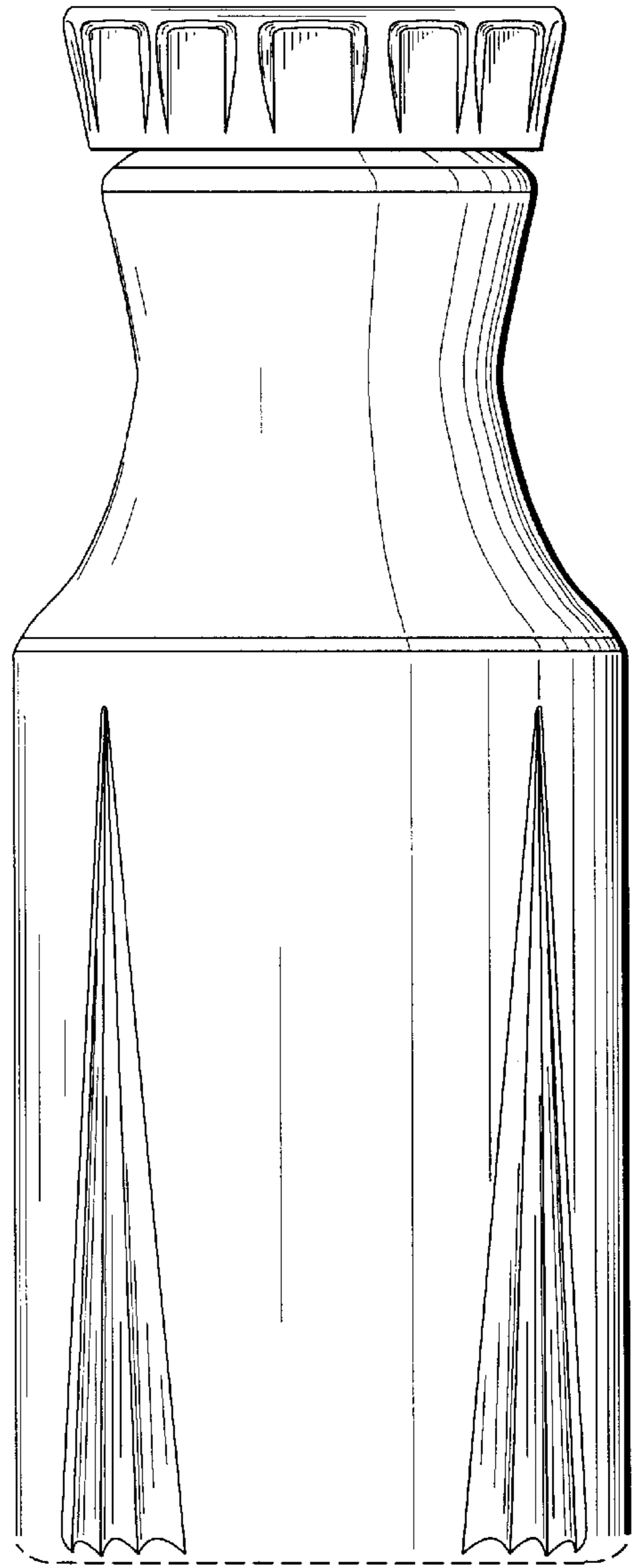


FIG. 2

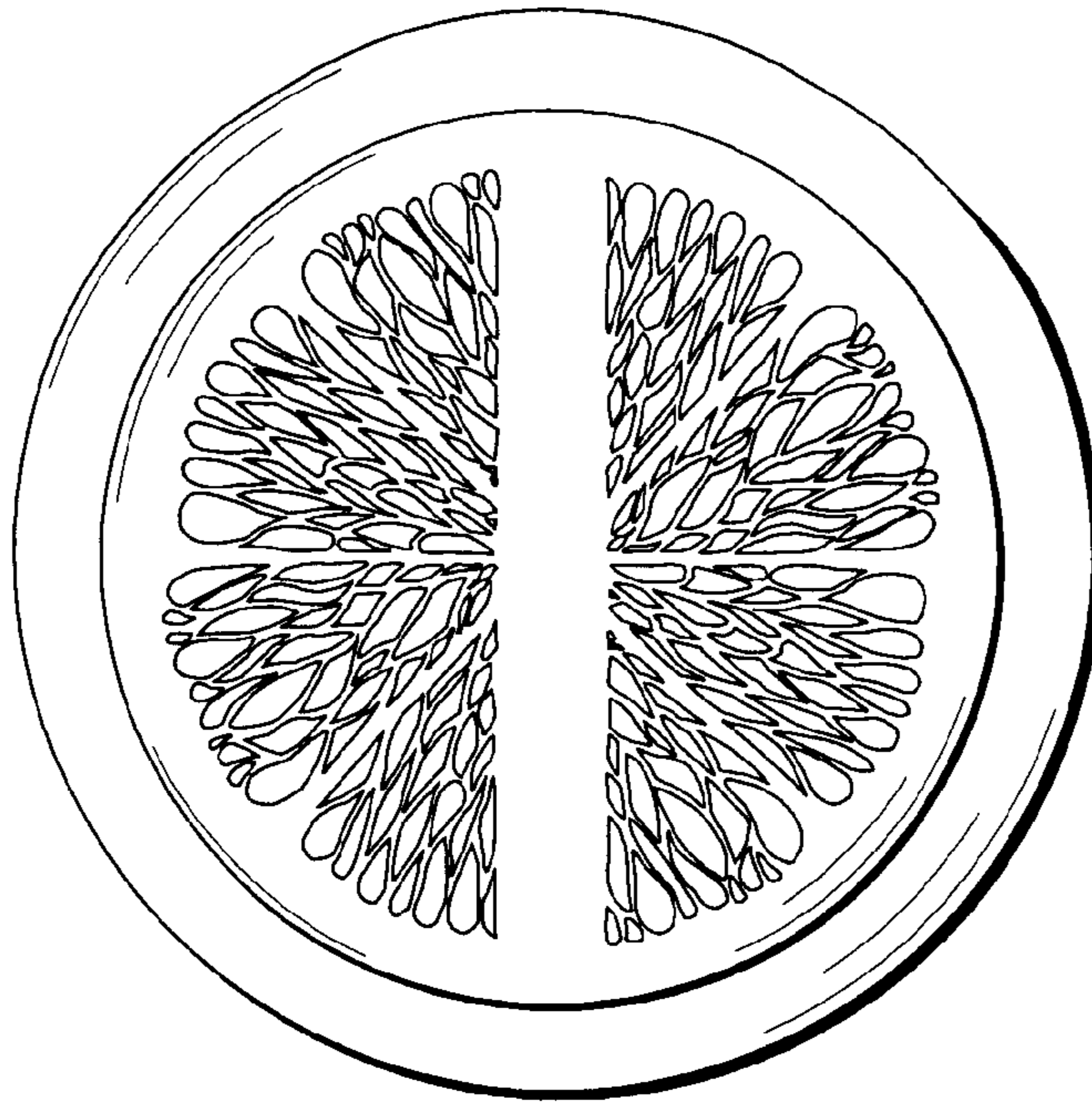


FIG. 3

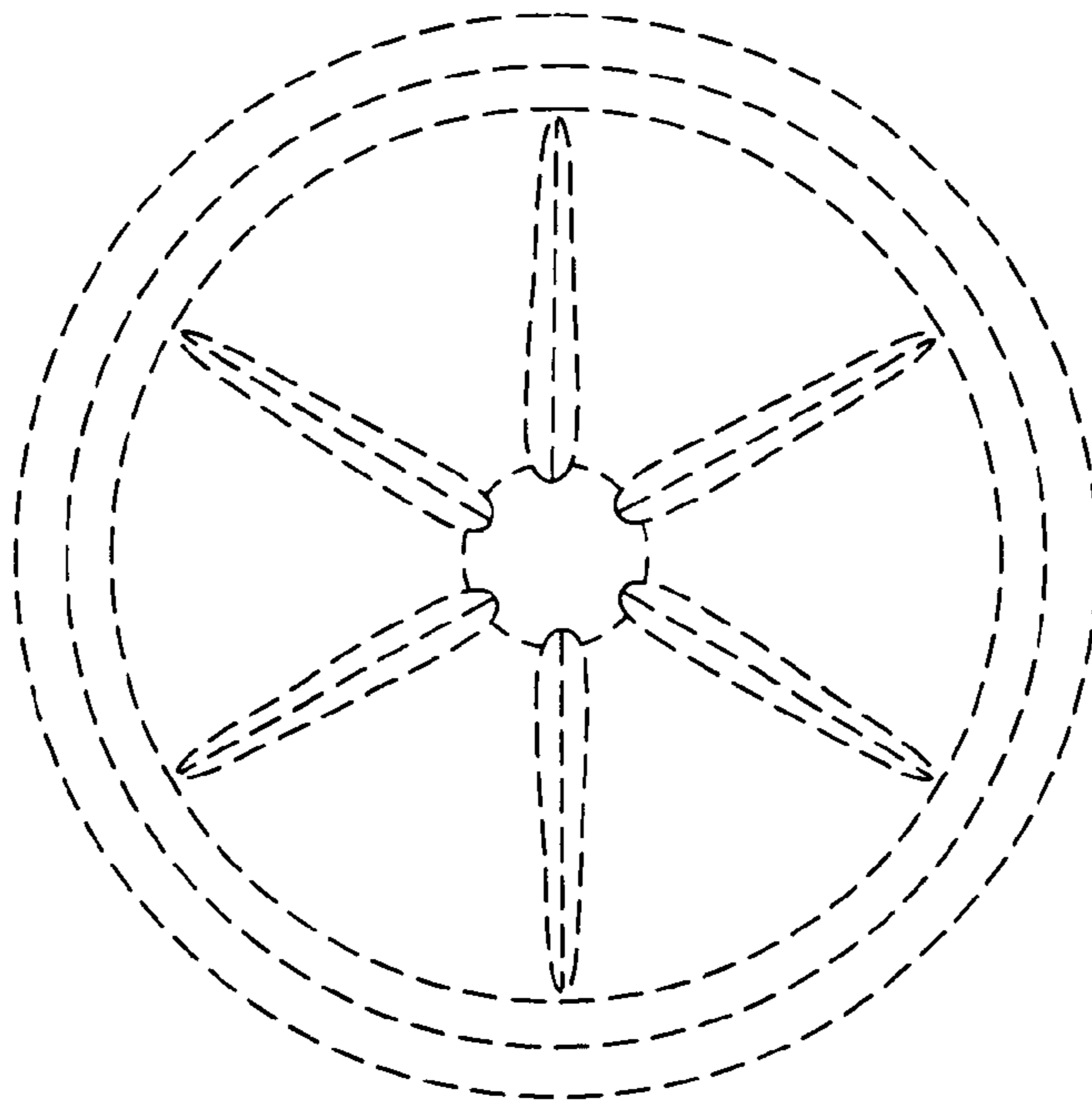


FIG. 4