



US00D460694S

(12) **United States Design Patent**
Llusca

(10) **Patent No.:** **US D460,694 S**

(45) **Date of Patent:** **** Jul. 23, 2002**

(54) **CONTAINER WITH CAP**

(75) **Inventor:** **Josep Llusca, Barcelona (ES)**

(73) **Assignee:** **Sara Lee Household And Body Care
Nederland B.V., Veenendaal (NL)**

(**) **Term:** **14 Years**

(21) **Appl. No.:** **29/129,053**

(22) **Filed:** **Sep. 1, 2000**

(30) **Foreign Application Priority Data**

Mar. 3, 2000 (XH) DM/050 986

(51) **LOC (7) Cl. 09-01**

(52) **U.S. Cl. D9/529; D9/549; D9/574**

(58) **Field of Search D9/509, 515, 447,
D9/448, 449, 450, 300, 523, 529, 549,
545, 551, 554, 564, 567, 574, 516; 215/381-385,
396, 398; 222/534**

(56) **References Cited**

U.S. PATENT DOCUMENTS

D214,426	S	*	6/1969	Osborn	D9/529
4,982,882	A	*	1/1991	Gueret	222/534
D316,033	S	*	4/1991	Czech	D9/300
5,022,566	A	*	6/1991	Song et al.	222/480
5,192,005	A	*	3/1993	Zimmerman	222/534 X
D344,230	S	*	2/1994	Bertolini	D9/300
D356,247	S	*	3/1995	Manoukian	D9/300
5,503,309	A	*	4/1996	Oder et al.	222/534
D369,742	S	*	5/1996	Brookshire et al.	D9/300
D377,147	S	*	1/1997	Baron	D9/529
D388,319	S	*	12/1997	Lamb	D9/300

D395,598	S	*	6/1998	Lit et al.	D9/300
D419,433	S	*	1/2000	Conway	D9/300
D424,925	S	*	5/2000	Lamb	D9/300
D446,726	S	*	8/2001	Hall et al.	D9/522

* cited by examiner

Primary Examiner—Ted Shooman

Assistant Examiner—Carol Rademaker

(74) *Attorney, Agent, or Firm*—Kilpatrick Stockton LLP


(57) **CLAIM**

I claim the ornamental design for a container with cap, as shown.

DESCRIPTION

FIG. 1 is a perspective view of the front, right side, and top of the container with cap comprising the present invention; FIG. 2 is a perspective view of the rear, left side, and top of the container with cap comprising the present invention; FIG. 3 is a top elevational view of the container with cap shown in FIG. 1 and FIG. 2; FIG. 4 is a bottom elevational view of the container with cap shown in FIG. 1, FIG. 2, and FIG. 3; FIG. 5 is a front elevational view of the container with cap shown in FIG. 1, FIG. 2, FIG. 3, and FIG. 4; FIG. 6 is a rear elevational view of the container with cap shown in FIG. 1, FIG. 2, FIG. 3, FIG. 4, and FIG. 5; FIG. 7 is a side elevational view of the container with cap shown in FIG. 1, FIG. 2, FIG. 3, FIG. 4, FIG. 5 and FIG. 6; and, FIG. 8 is another side elevational view of the container with cap shown in FIG. 1, FIG. 2, FIG. 3, FIG. 4, FIG. 5, FIG. 6, and FIG. 7.

1 Claim, 5 Drawing Sheets



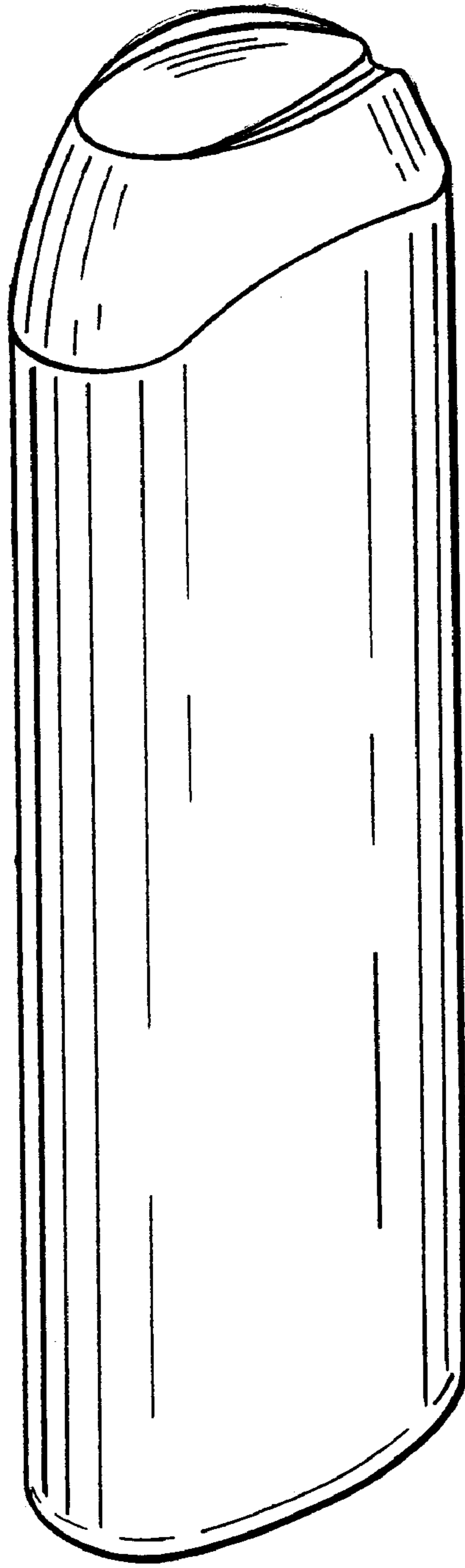


FIG. 1




FIG. 2

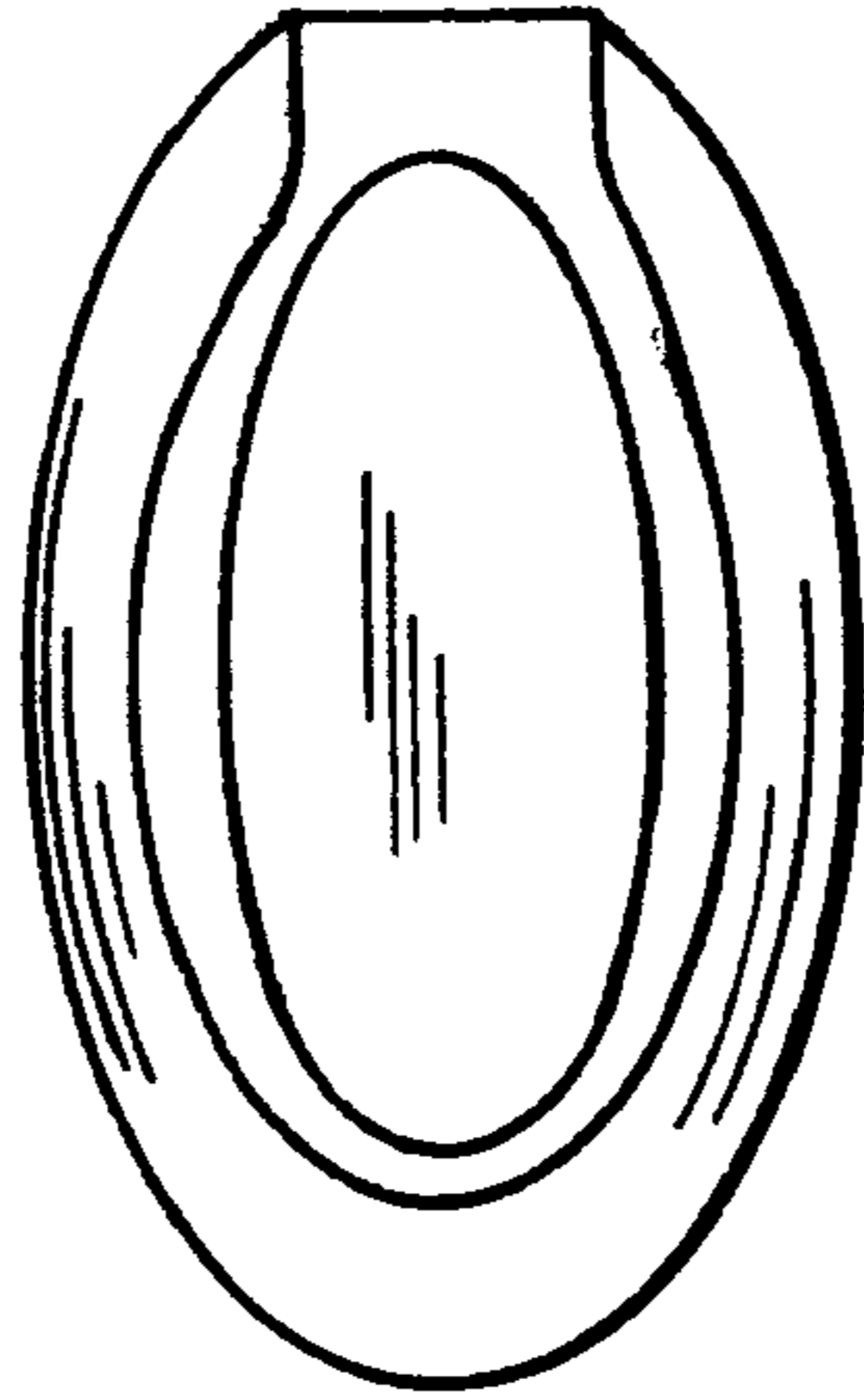


FIG. 3

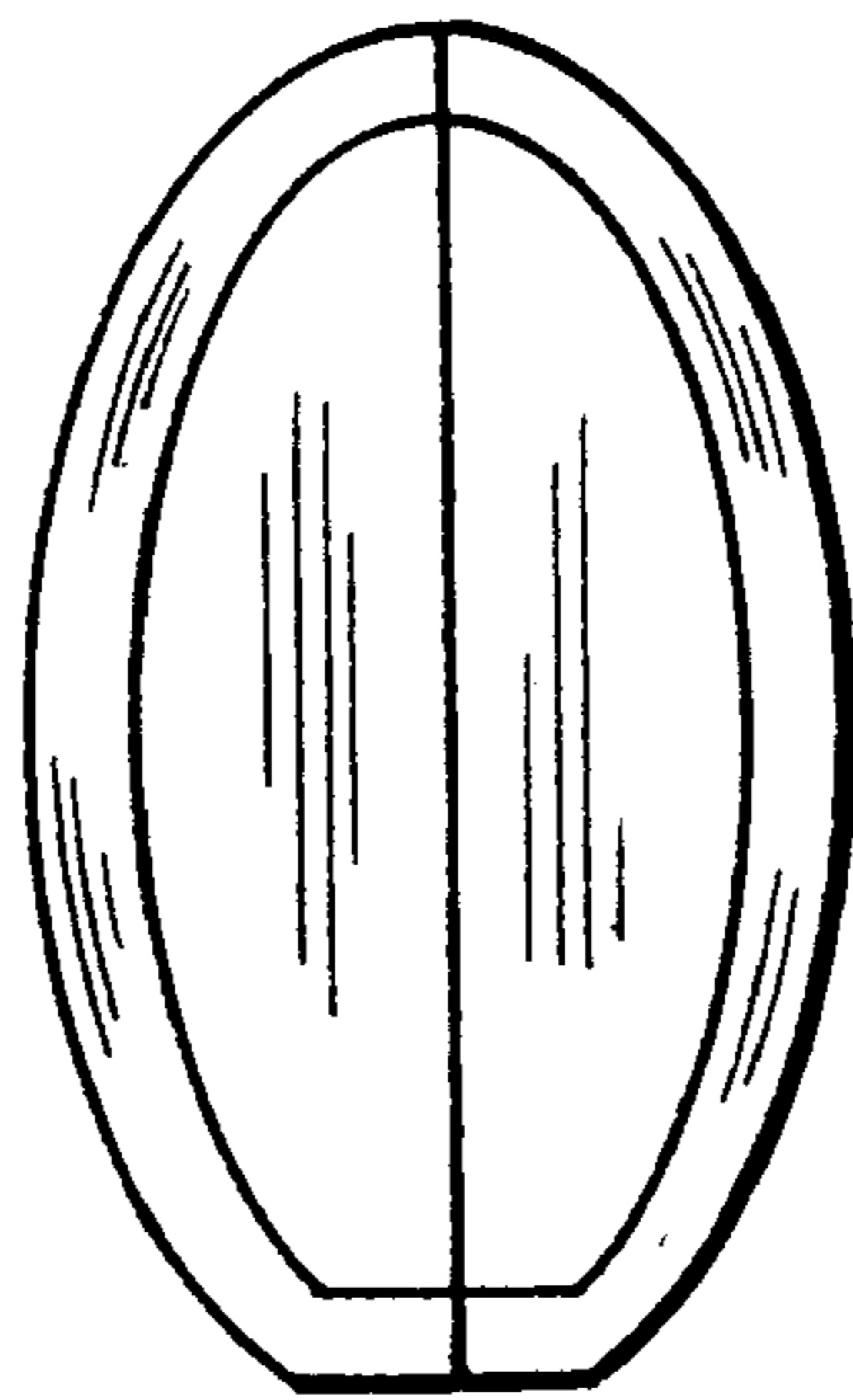


FIG. 4




FIG. 5




FIG. 6




FIG. 8




FIG. 7