



US00D460681S

(12) **United States Design Patent**
Edwards

(10) **Patent No.:** **US D460,681 S**

(45) **Date of Patent:** **** Jul. 23, 2002**

(54) **FURNITURE SLIDE**

(76) Inventor: **Donald V. Edwards**, 17 Edna Rd.,
Adamsburg, PA (US) 15611

(**) Term: **14 Years**

(21) Appl. No.: **29/129,161**

(22) Filed: **Sep. 11, 2000**

(51) **LOC (7) Cl.** **08-05**

(52) **U.S. Cl.** **D8/354; D8/374; D6/495**

(58) **Field of Search** **D8/349, 354, 380,**
D8/374, 499; D14/458; D34/28; D25/140,
138; D7/388, 367, 624; D6/495, 509, 382,
406.6, 406.3; 248/188.9, 188.1, 346.11,
346.01; 280/28.17, 845, 842; 15/247; 16/42 R

(56) **References Cited**

U.S. PATENT DOCUMENTS

3,720,978	A	*	3/1973	Miller, Jr. et al.	16/42	R
D236,791	S	*	9/1975	Bruno	D7/388	
D349,798	S	*	8/1994	Hude et al.	D34/28	
5,984,360	A	*	11/1999	Edwards et al.	280/28.17	

* cited by examiner

Primary Examiner—Pamela Burgess

(74) *Attorney, Agent, or Firm*—Carothers & Carothers

(57) **CLAIM**

The ornamental design for a furniture slide, as shown and described.

DESCRIPTION

FIG. 1 is a perspective view of a furniture slide showing my new design;

FIG. 2 is a top plan view of the furniture slide shown in FIG. 1;

FIG. 3 is a bottom view of the furniture slide shown in FIG. 1;


FIG. 4 is a view in front elevation of the furniture slide shown in FIG. 1;

FIG. 5 is a view in back elevation of the furniture slide shown in FIG. 1;

FIG. 6 is a view in left side elevation of the furniture slide shown in FIG. 1; and,

FIG. 7 is a view in right side elevation of the furniture slide shown in FIG. 1.

1 Claim, 3 Drawing Sheets



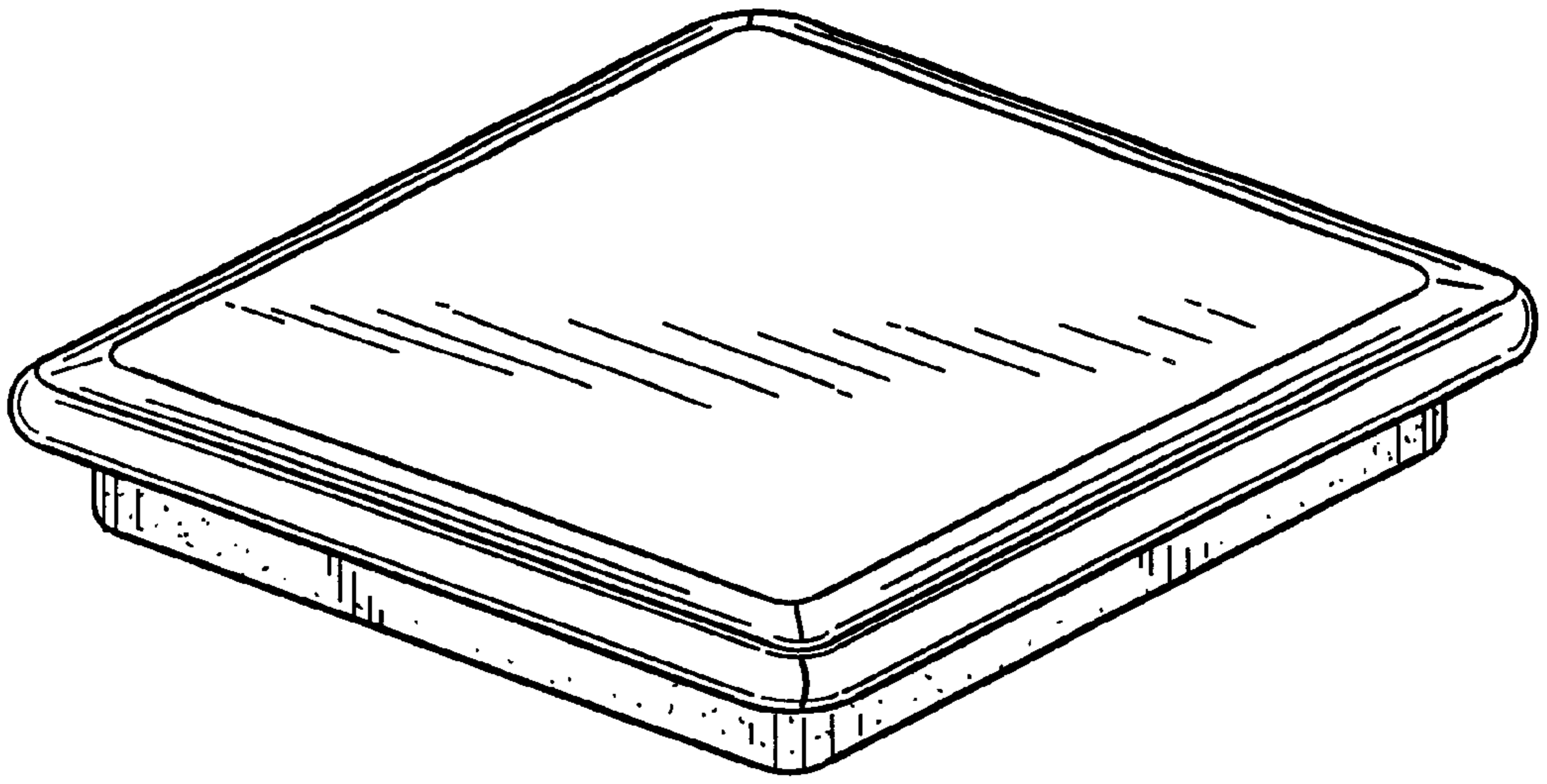


FIG. 1

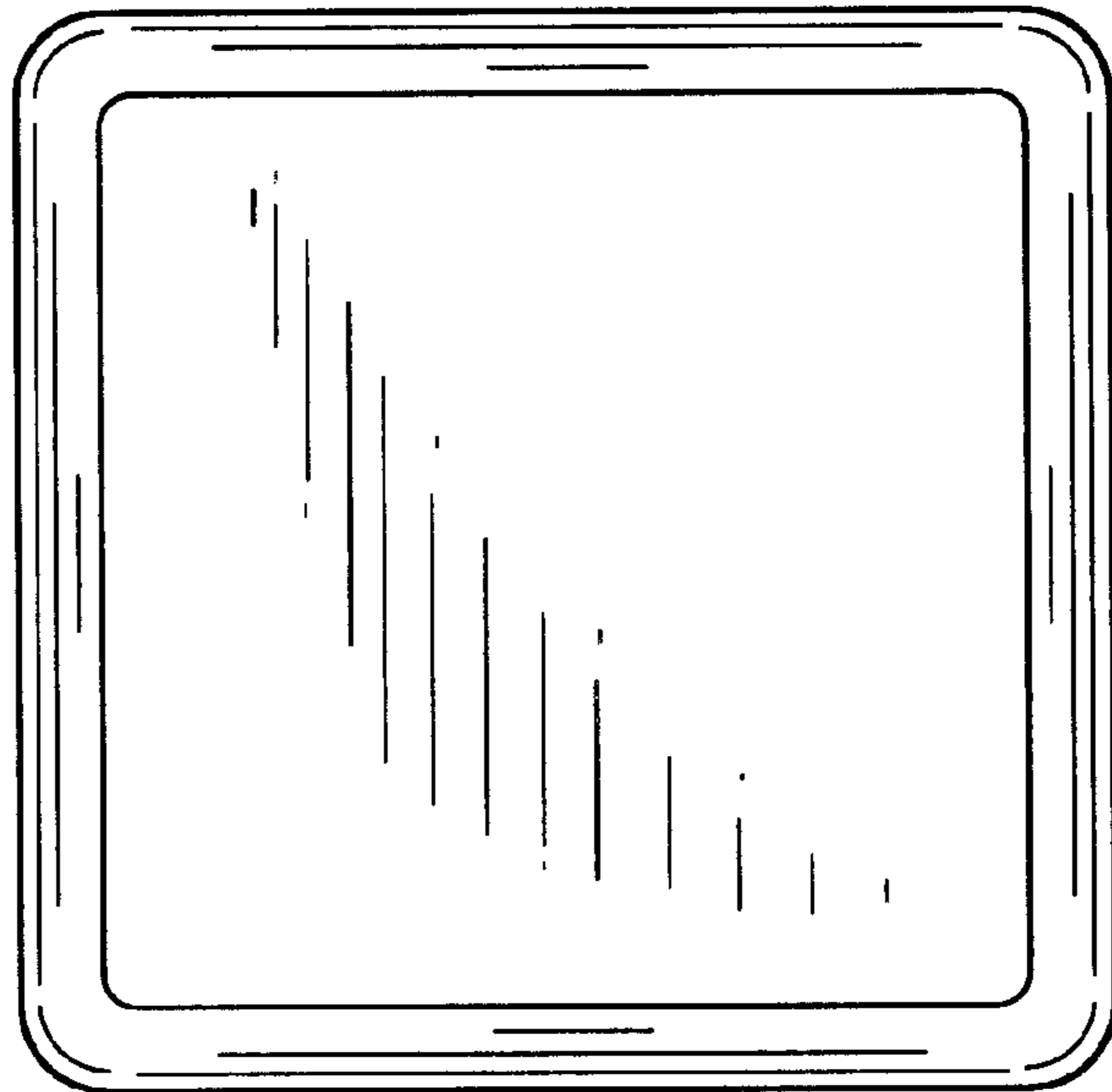


FIG. 2

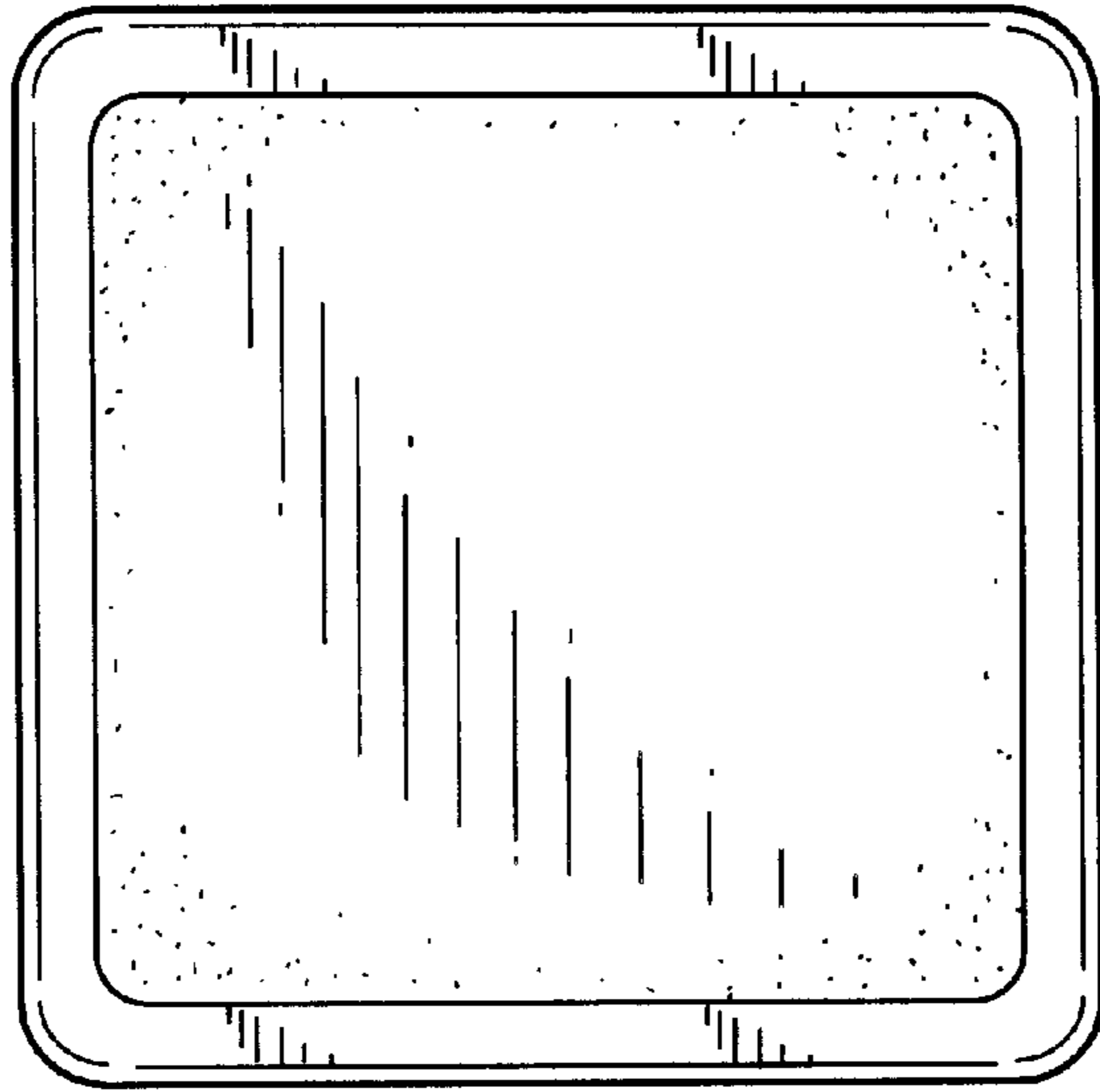


FIG. 3




FIG. 4




FIG. 5




FIG. 6




FIG. 7