



US00D460663S

(12) **United States Design Patent**  
**Seager**

(10) **Patent No.:** **US D460,663 S**

(45) **Date of Patent:** **\*\* Jul. 23, 2002**

(54) **BOWL**  
(75) Inventor: **Richard H. Seager**, Mystic, CT (US)  
(73) Assignee: **Dinex International, Inc.**, Glastonbury, CT (US)  
(\*\*) Term: **14 Years**

D102,350 S \* 12/1936 Bayreuther ..... D7/536  
D111,229 S \* 9/1938 Spence ..... D7/531  
D246,750 S \* 12/1977 Harshman et al. .... D7/558  
D323,097 S \* 1/1992 Picozza ..... D7/542  
D324,324 S \* 3/1992 Picozza ..... D7/565  
D338,375 S \* 8/1993 Andress ..... D7/565  
D374,152 S \* 10/1996 Seager ..... D7/558  
D451,348 S \* 12/2001 Benson ..... D7/565

\* cited by examiner

(21) Appl. No.: **29/150,679**  
(22) Filed: **Nov. 27, 2001**  
(51) **LOC (7) Cl.** ..... **07-01**  
(52) **U.S. Cl.** ..... **D7/565; D7/584**  
(58) **Field of Search** ..... D7/584, 565, 562,  
D7/523, 531, 533, 536, 558, 560; 220/555,  
574, 674, 671, 669, 606; D11/152; 215/392,  
393, 710.5, 374, 12.1, 390; 206/813; D26/134

*Primary Examiner*—M. N. Pandozzi  
(74) *Attorney, Agent, or Firm*—Bachman & LaPointe, P.C.

(57) **CLAIM**

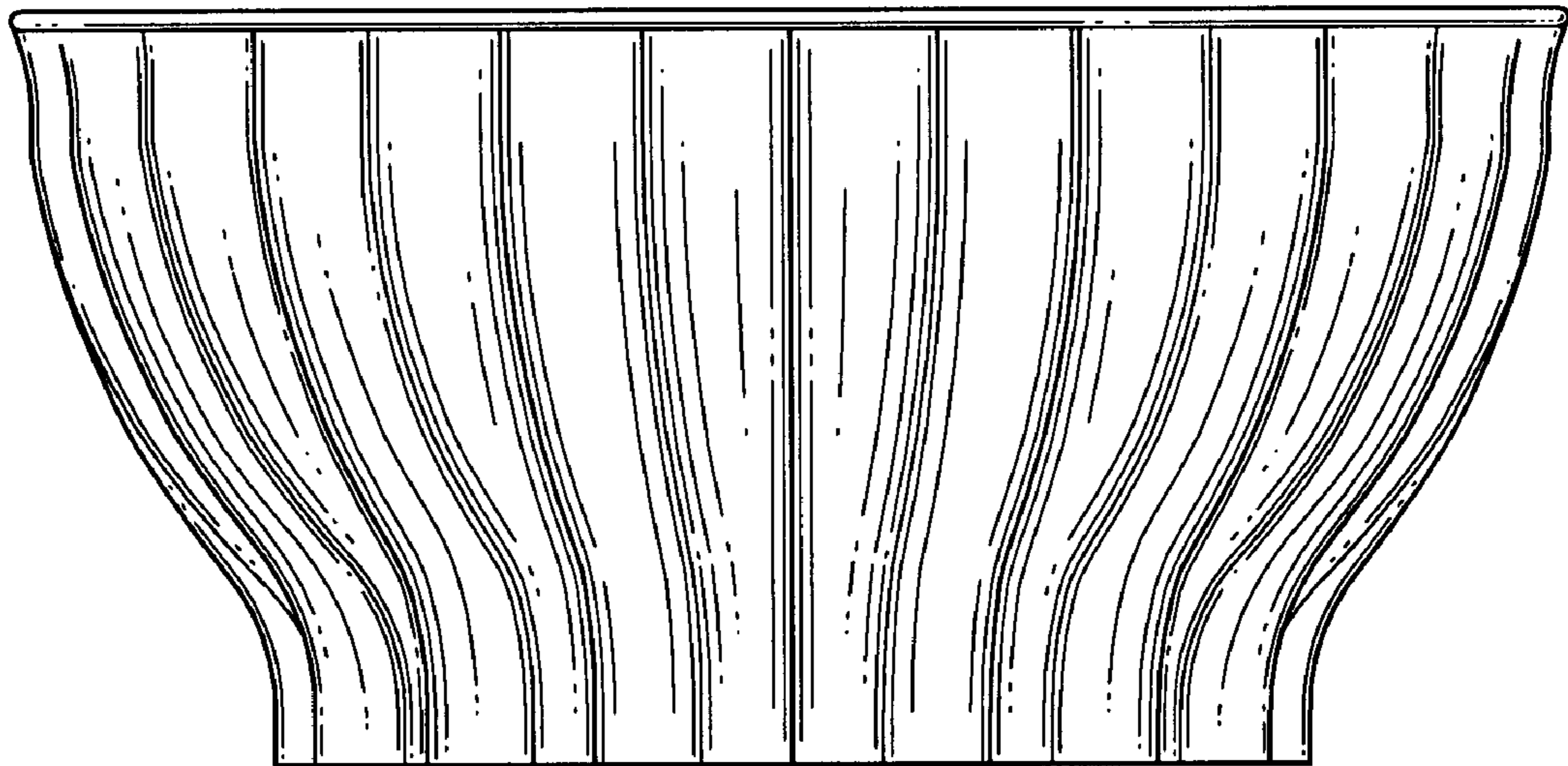
The ornamental design for a bowl, as shown and described.

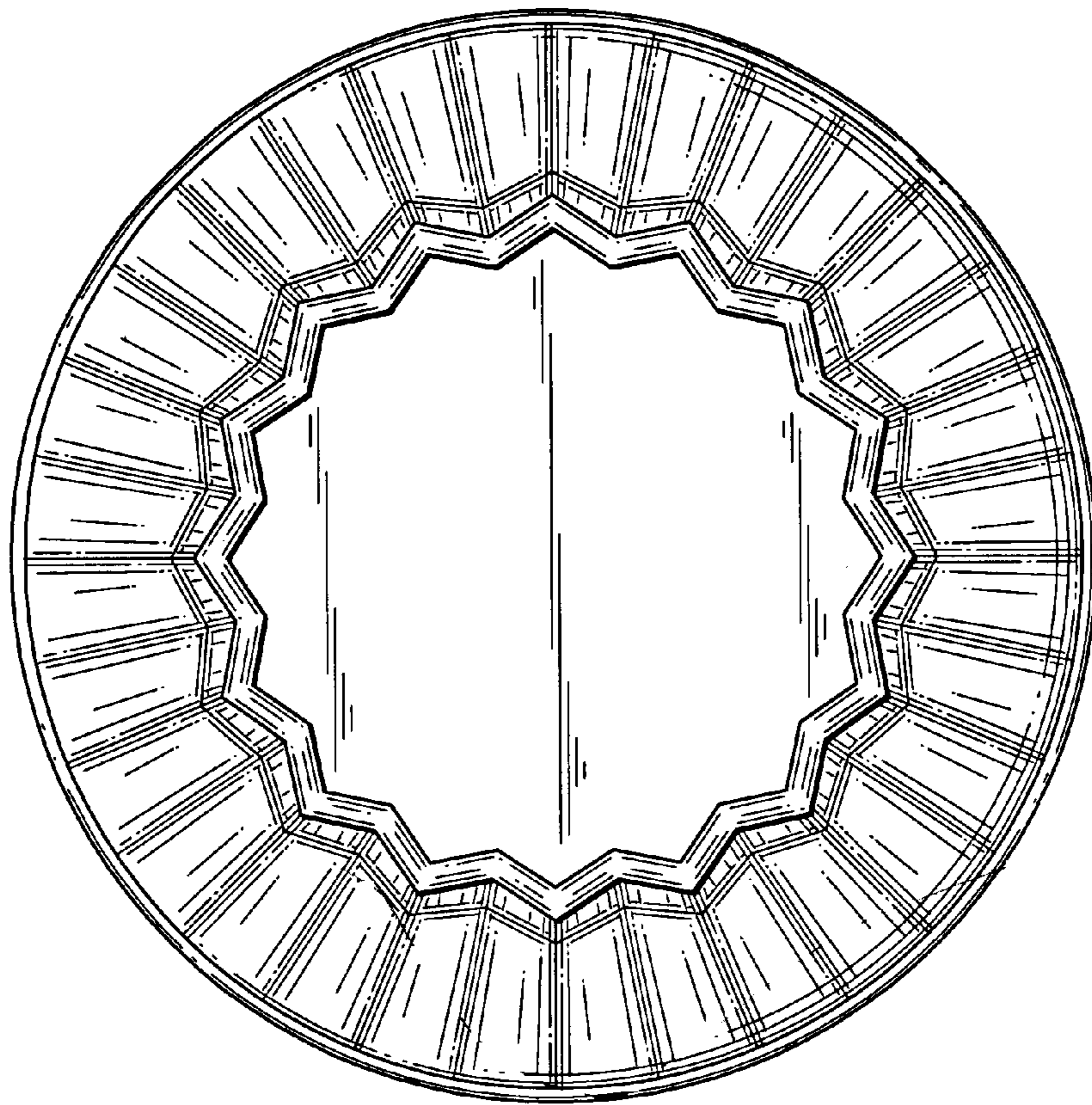
**DESCRIPTION**

FIG. 1 is a top plan view of a bowl showing the new design of the present invention;  
FIG. 2 is a right end view thereof, which view is identical to the left end view thereof, the front view thereof, and the rear view thereof; and,  
FIG. 3 is a bottom elevational view thereof.

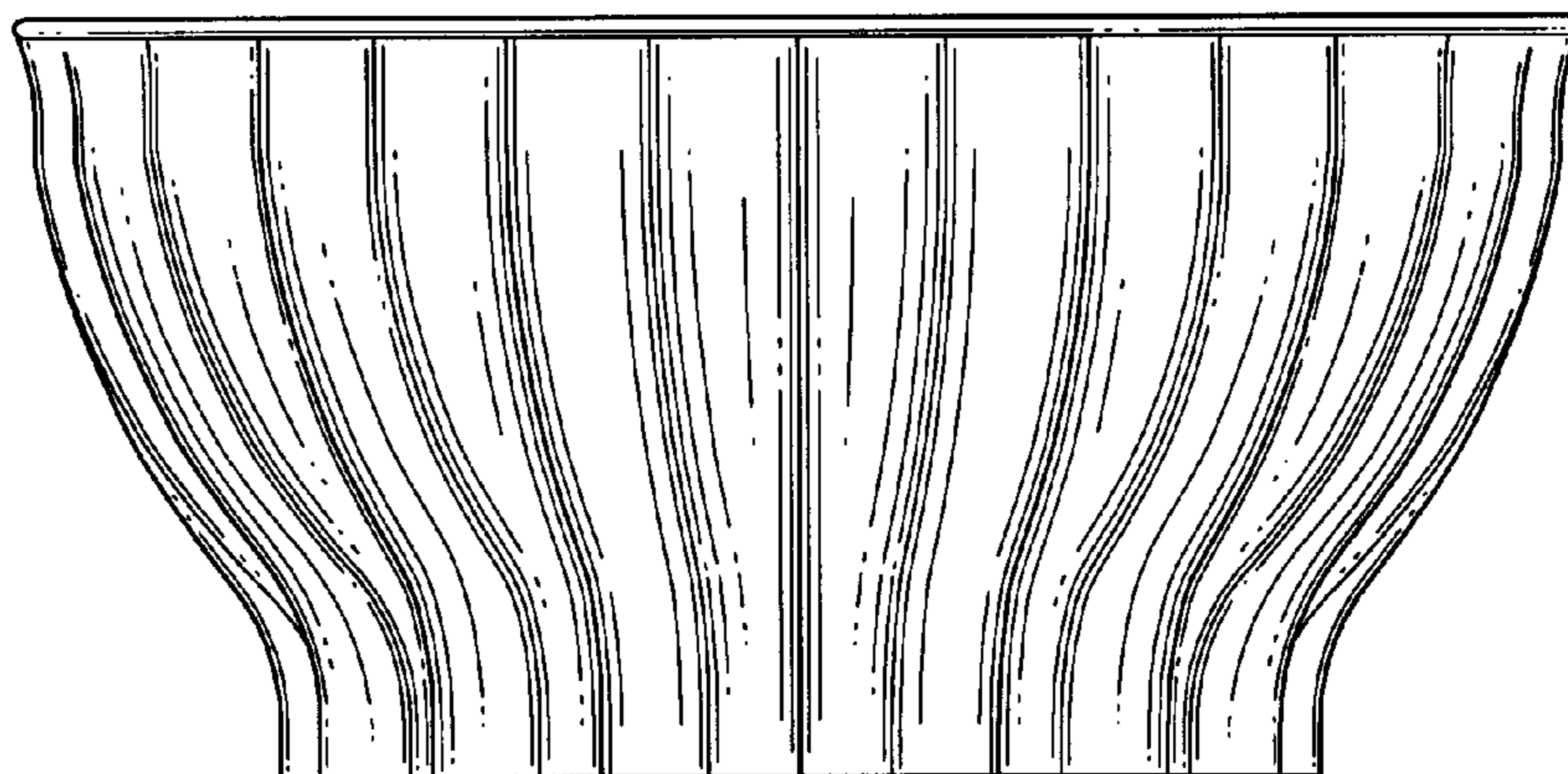
(56) **References Cited**  
**U.S. PATENT DOCUMENTS**  
D43,852 S \* 4/1913 Sanford ..... D7/565  
D48,596 S \* 2/1916 Lockett ..... D7/536  
D52,692 S \* 11/1918 Beiswanger ..... D7/565  
D66,853 S \* 3/1925 Heisey ..... D7/562

**1 Claim, 2 Drawing Sheets**



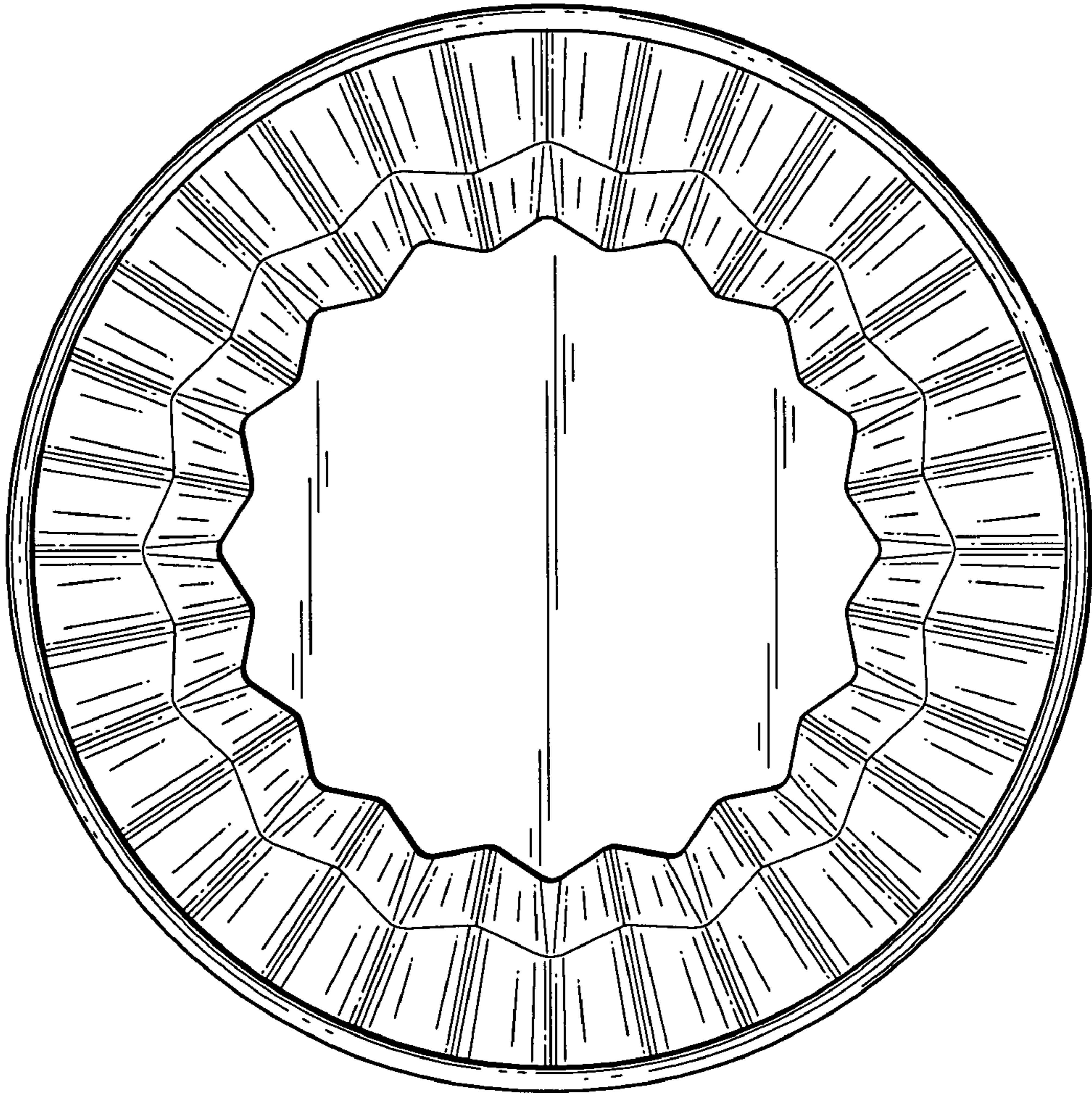


*FIG. 1*



*FIG. 2*





*FIG. 3*