



US00D460662S

(12) **United States Design Patent**
Basden

(10) **Patent No.:** **US D460,662 S**

(45) **Date of Patent:** **** Jul. 23, 2002**

- (54) **ESPRESSO CUP SAUCER WITH A FIVE-POINT STAR INDENTATION**
- (76) Inventor: **Nicholas Bernard Basden**, 9001 W. Malapai Dr., Peoria, AZ (US) 85345
- (**) Term: **14 Years**
- (21) Appl. No.: **29/153,528**
- (22) Filed: **Jan. 11, 2002**
- (51) **LOC (7) Cl.** **07-01**
- (52) **U.S. Cl.** **D7/556; D7/557; D7/563; D7/572; D7/584; D7/551.1**
- (58) **Field of Search** **D7/500, 505, 565, D7/555, 556, 557, 559, 562, 563, 564, 572, 584, 570, 576, 571, 551.1, 553.6; 206/561, 541; 211/77; 131/231**

- 3,583,664 A * 6/1971 Kalina 248/346.11
- D221,099 S * 7/1971 Alparone D7/584
- D227,751 S * 7/1973 Gardner D7/570 X
- D251,533 S * 4/1979 Reavey, Jr. D7/572
- D278,113 S * 3/1985 Prophet, Jr. et al. D7/553.6
- D279,345 S * 6/1985 Durand D7/562
- D281,660 S * 12/1985 Trudeau et al. D7/584
- D281,849 S * 12/1985 Cantor D7/555
- D284,438 S * 7/1986 Levien D7/584
- D299,994 S * 2/1989 Fischer-Treyden D7/584
- D327,394 S * 6/1992 Scherer D7/584
- D349,019 S * 7/1994 Stinson D7/698
- D416,174 S * 11/1999 Judge D7/546
- D418,018 S * 12/1999 Winsted D7/553.8
- D442,019 S * 5/2001 Wyche D7/354
- D444,677 S * 7/2001 Flye D7/554.2
- D450,538 S * 11/2001 Benson D7/585

* cited by examiner

Primary Examiner—M. N. Pandozzi

(56) **References Cited**

U.S. PATENT DOCUMENTS

- D19,105 S * 5/1889 Briggs D7/563
- D40,367 S * 11/1909 Goey D7/563
- D42,332 S * 3/1912 Luckock D7/563
- D42,765 S * 7/1912 Larsen et al. D7/572
- D115,399 S * 6/1939 Heath D7/557
- D124,859 S * 1/1941 Kogan et al. D7/563
- D137,118 S * 1/1944 Kleinberg D7/565
- D213,213 S * 1/1969 Horton, Jr. et al. D7/576
- D215,745 S * 10/1969 Benes D7/562


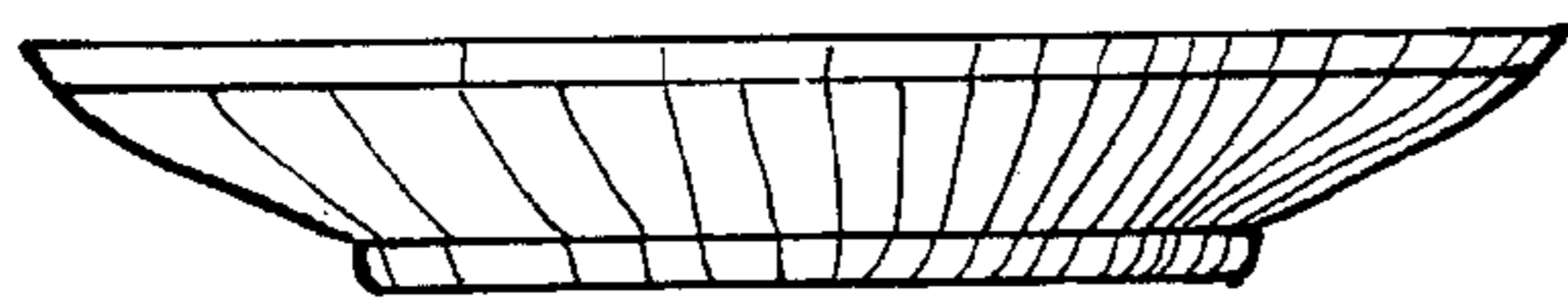
(57) **CLAIM**

The ornamental design for an espresso cup saucer with a five-point star indentation, as shown.

DESCRIPTION

FIG. 1 is a side elevational view of an espresso cup saucer with a five-point star indentation showing my new design; and, FIG. 2 is a top plan view thereof.

1 Claim, 1 Drawing Sheet



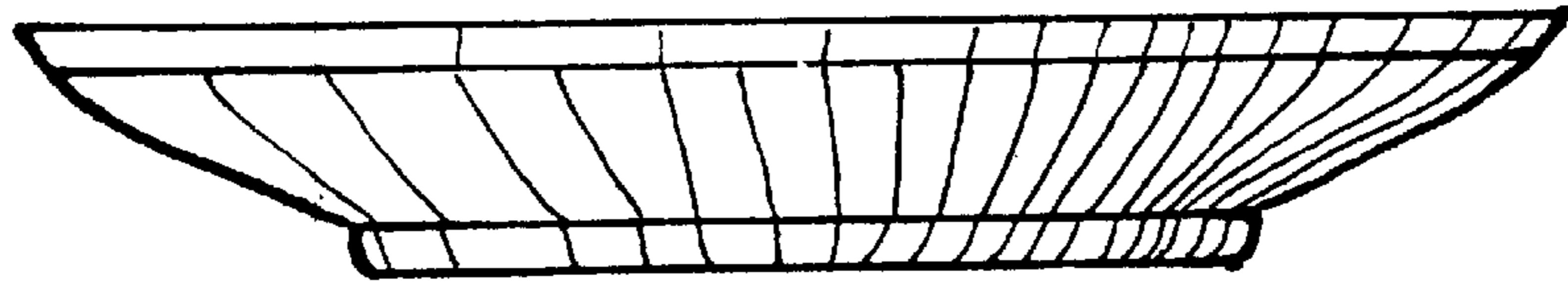


FIG. 1




FIG. 2