



US00D460661S

(12) **United States Design Patent**
Norris et al.

(10) **Patent No.:** **US D460,661 S**
(45) **Date of Patent:** **** Jul. 23, 2002**

(54) **BEVERAGEWARE**

(75) Inventors: **Daniel A. Norris**, Williamsville, NY
(US); **Ron Lapsker**, Maple (CA)

(73) Assignee: **Starline USA, Inc.**, Grand Island, NY
(US)

(**) Term: **14 Years**

(21) Appl. No.: **29/154,017**

(22) Filed: **Jan. 15, 2002**

(51) **LOC (7) Cl.** **07-01**

(52) **U.S. Cl.** **D7/533; D7/532**

(58) **Field of Search** D7/509, 523, 536,
D7/533, 510, 511, 507, 532; 220/710.5,
714, 713, 719, 715, 737, 254; 215/396,
DIG. 8, 382

(56) **References Cited**

U.S. PATENT DOCUMENTS

| | | | | | |
|-------------|---|---------|---------------|-------|-----------|
| D38,248 S | * | 9/1906 | Helmer | | D7/523 |
| 1,128,216 A | * | 2/1915 | Anderson | | D7/523 |
| 2,028,566 A | * | 1/1936 | Seipel | | 220/737 X |
| D234,110 S | * | 1/1975 | Achenbach | | D7/532 |
| 5,449,089 A | * | 9/1995 | Turner et al. | | 220/675 |
| D377,293 S | * | 1/1997 | Husted | | D7/510 |
| D383,037 S | * | 9/1997 | Asberg | | D7/511 |
| D386,948 S | * | 12/1997 | Wissinger | | D7/533 |
| D396,777 S | * | 8/1998 | Inoue | | D7/511 |
| D398,187 S | * | 9/1998 | Parker | | D7/510 |

| | | | | | |
|------------|---|--------|------------------|-------|--------|
| D398,815 S | * | 9/1998 | Hatsumoto et al. | | D7/533 |
| D404,256 S | * | 1/1999 | Asberg | | D7/511 |
| D406,011 S | * | 2/1999 | Hatsumoto et al. | | D7/510 |
| D408,221 S | * | 4/1999 | Asberg | | D7/511 |
| D412,088 S | * | 7/1999 | Otake | | D7/510 |
| D420,254 S | * | 2/2000 | Park | | D7/510 |
| D422,842 S | * | 4/2000 | Freed | | D7/533 |
| D431,158 S | * | 9/2000 | Schwab | | D7/510 |
| D437,185 S | * | 2/2001 | Freed | | D7/510 |

* cited by examiner

Primary Examiner—M. N. Pandozzi

(74) *Attorney, Agent, or Firm*—Hodgson Russ LLP

(57) **CLAIM**

The ornamental design for beverageware, as shown and described.

DESCRIPTION

FIG. 1 is a perspective view of beverageware showing our new design;

FIG. 2 is a right-hand side elevational view thereof, the left-hand side view thereof being a mirror image of the side shown;

FIG. 3 is a front elevational view thereof;


FIG. 4 is a rear elevational view thereof;

FIG. 5 is a top plan view thereof; and,

FIG. 6 is a bottom plan view thereof.

The broken line showing of a lid in FIG. 1 is for illustrative purposes only and forms no part of the claimed design.

1 Claim, 3 Drawing Sheets






FIG. 1

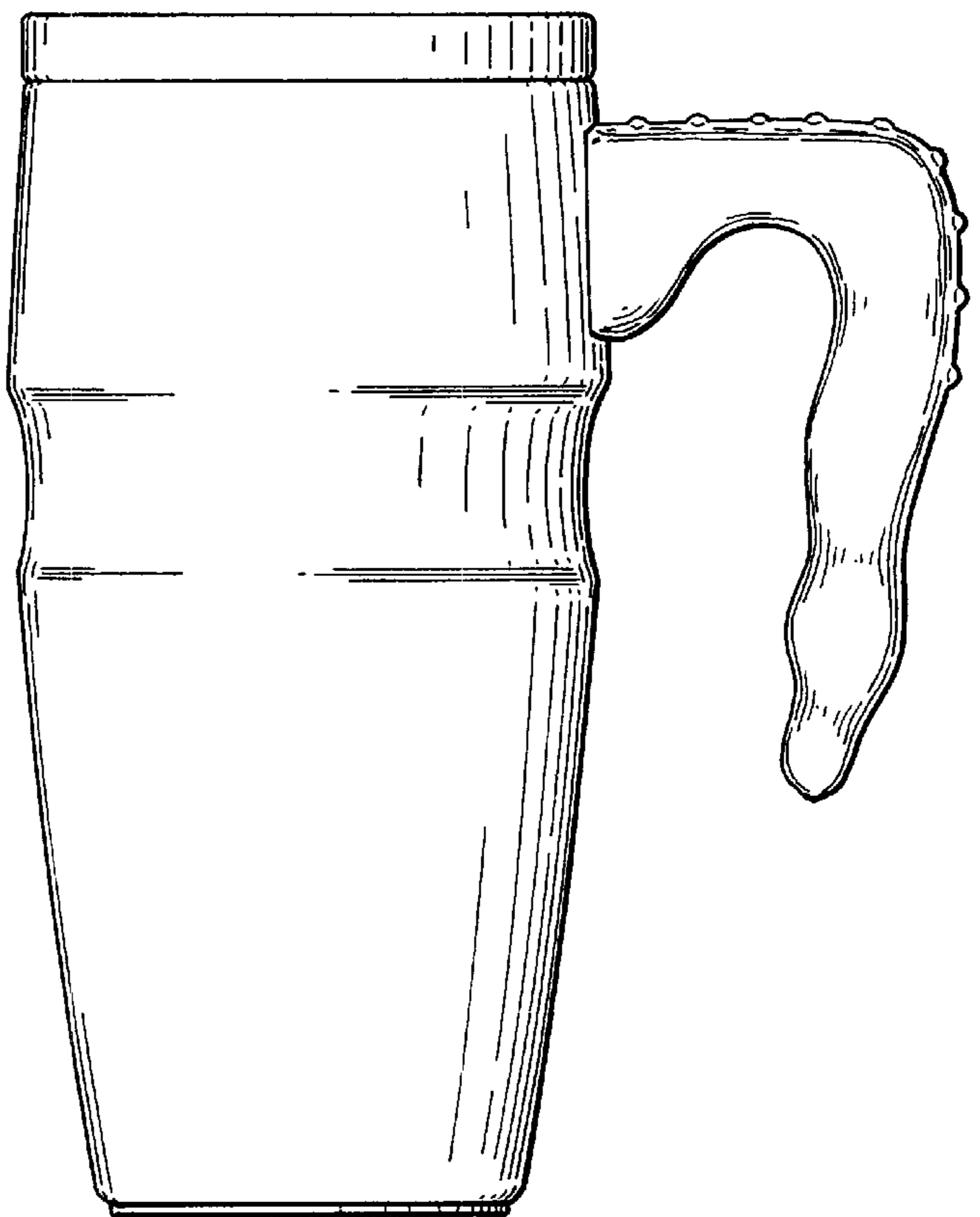


FIG. 2

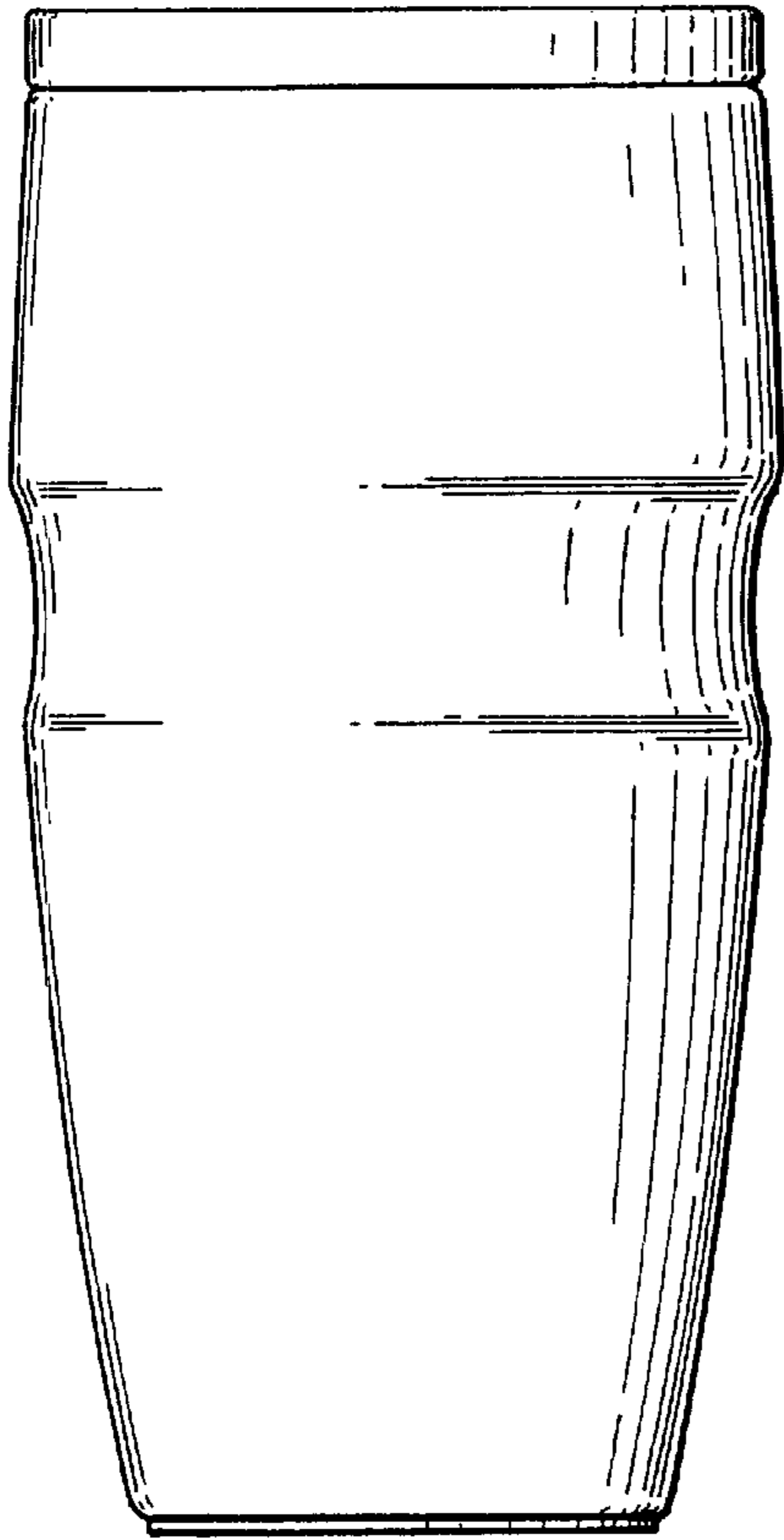


FIG. 3

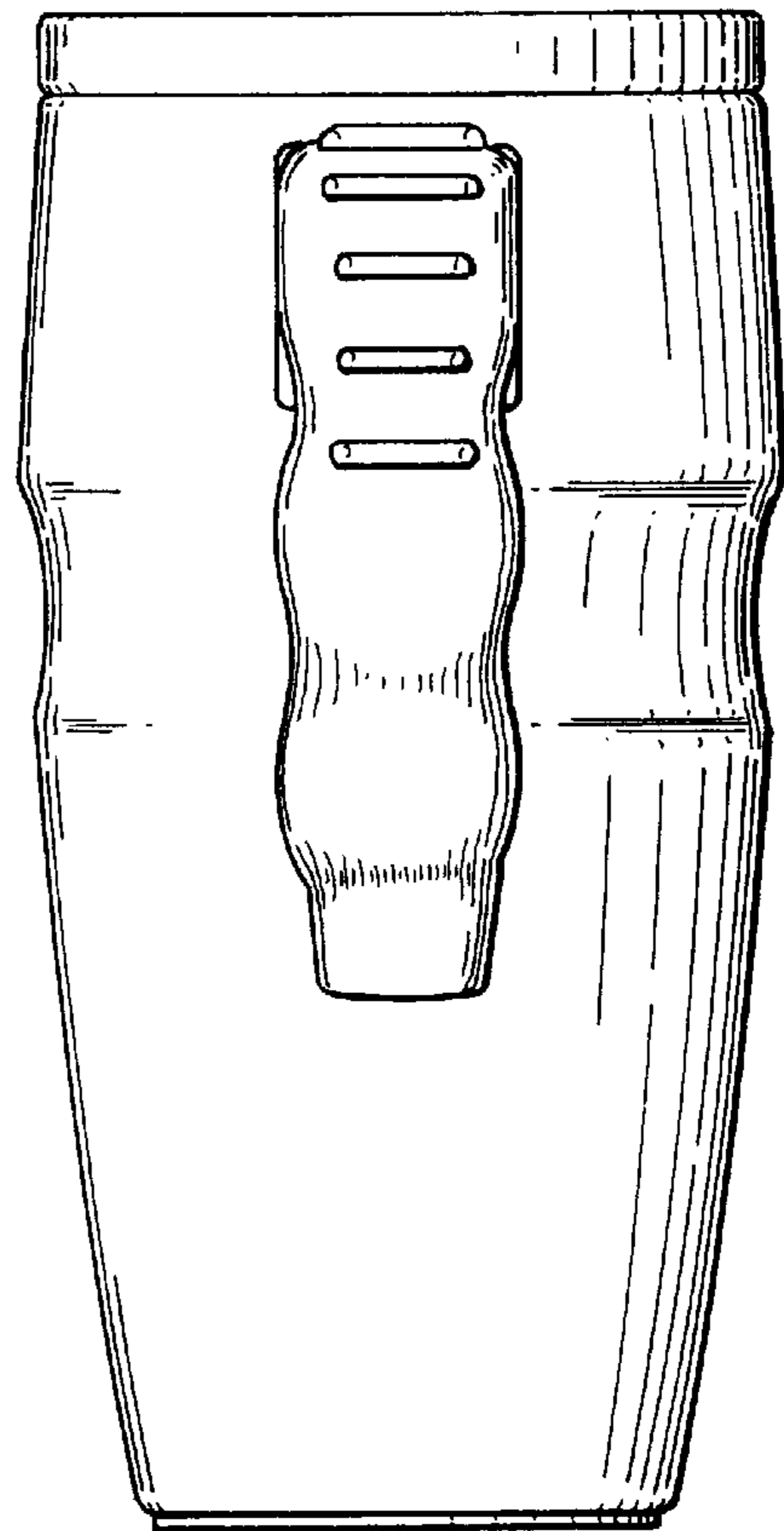


FIG. 4

FIG. 5

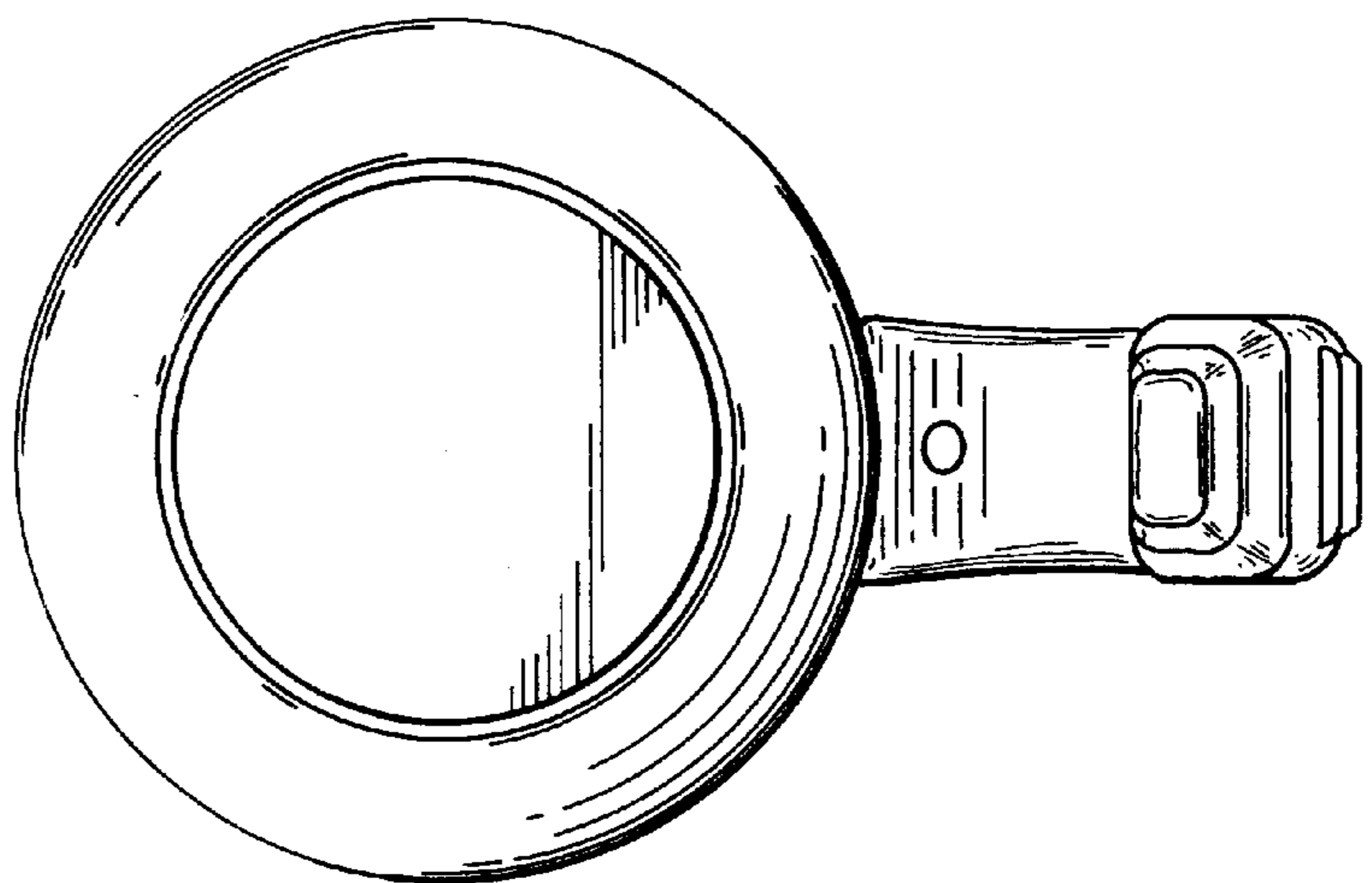
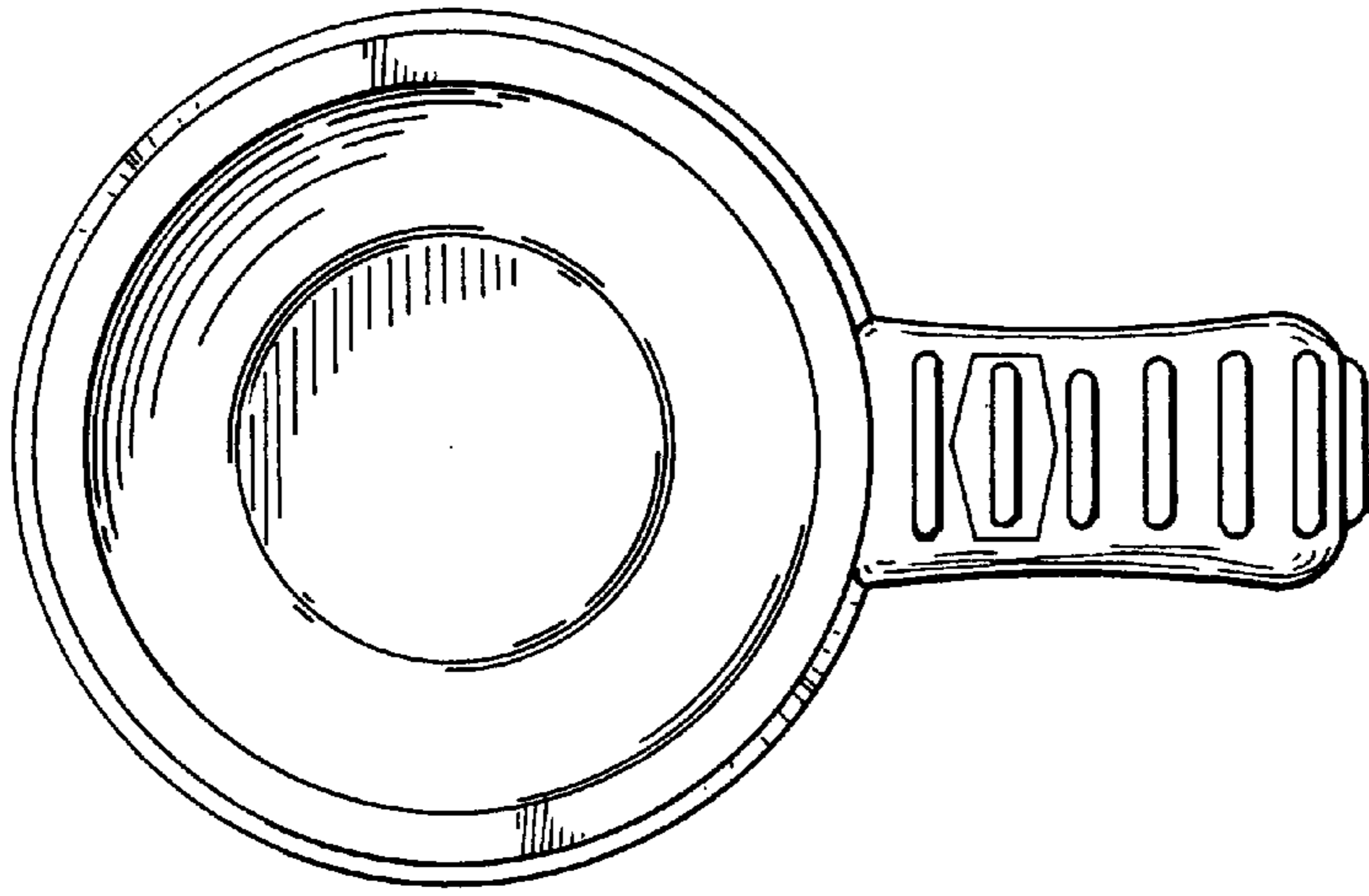


FIG. 6