



US00D460637S

(12) **United States Design Patent**
Grosfillex

(10) **Patent No.:** **US D460,637 S**

(45) **Date of Patent:** **** Jul. 23, 2002**

(54) **CABINET**

(75) **Inventor:** **Raymond Grosfillex, Oyonnax (FR)**

(73) **Assignee:** **Grosfillex Sarl, Oyonnax (FR)**

(**) **Term:** **14 Years**

(21) **Appl. No.:** **29/142,258**

(22) **Filed:** **May 23, 2001**

(30) **Foreign Application Priority Data**

Nov. 27, 2000 (XH) DMA/005 087

(51) **LOC (7) Cl.** **06-04**

(52) **U.S. Cl.** **D6/446**

(58) **Field of Search** D6/397, 432, 433,
D6/436, 437, 438, 440, 441, 445, 446,
448, 491; 312/107, 204, 213, 284

(56) **References Cited**

U.S. PATENT DOCUMENTS

- D214,063 S * 5/1969 Preston D6/446
- D229,141 S * 11/1973 Peckenpaugh D6/446
- D248,435 S * 7/1978 Densen D6/446

- D306,106 S * 2/1990 Bush et al. D6/432
- D306,665 S * 3/1990 Wright D6/440
- D318,582 S * 7/1991 Hollington D6/446
- D347,749 S * 6/1994 Korch et al. D6/436
- D431,130 S * 9/2000 Thompson et al. D6/445
- D435,178 S * 12/2000 Thompson et al. D6/432
- D435,741 S * 1/2001 Schlereth D6/446
- D452,392 S * 12/2001 Meder et al. D6/432

* cited by examiner

Primary Examiner—Cathron C. Brooks

(74) *Attorney, Agent, or Firm*—Dowell & Dowell, P.C.


(57) **CLAIM**

The ornamental design for a cabinet, as shown and described.

DESCRIPTION

FIG. 1 is a front perspective view of a cabinet showing my new design;
FIG. 2 is a front elevational view;
FIG. 3 is a rear elevational view;
FIG. 4 is a view from the right side; and,
FIG. 5 is a top plan view.

1 Claim, 1 Drawing Sheet






FIG. 1




FIG. 2

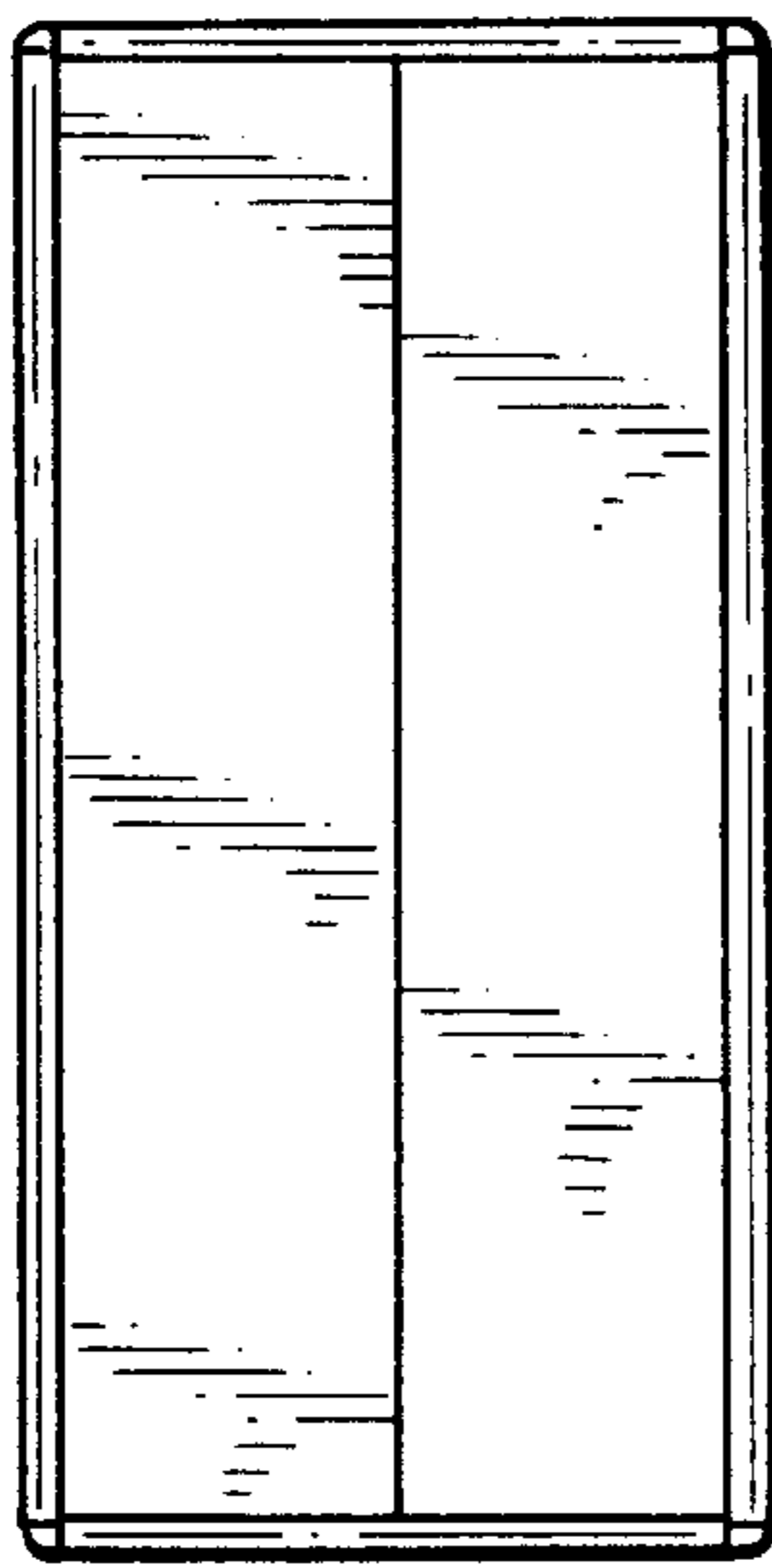


FIG. 3




FIG. 4




FIG. 5