



US00D460636S

(12) **United States Design Patent**
Stanton

(10) **Patent No.:** **US D460,636 S**

(45) **Date of Patent:** **** Jul. 23, 2002**

(54) **CHEST**

(75) **Inventor:** **Shawn Christopher Stanton**, High Point, NC (US)

(73) **Assignee:** **Thomasville Furniture Industries, Inc.**, Thomasville, NC (US)

(**) **Term:** **14 Years**

(21) **Appl. No.:** **29/147,694**

(22) **Filed:** **Aug. 31, 2001**

(51) **LOC (7) Cl.** **06-04**

(52) **U.S. Cl.** **D6/439; D6/446**

(58) **Field of Search** D6/436, 437-439, D6/445-447, 470; 312/114, 117, 204, 224

(56) **References Cited**

U.S. PATENT DOCUMENTS

- D351,517 S * 10/1994 Rickards D6/470
- D371,019 S 6/1996 Walters, III et al. D6/439
- D390,045 S * 2/1998 Walters, III et al. D6/439

- D411,060 S * 6/1999 Horn D6/445
- D420,530 S * 2/2000 Cain D6/439
- D434,580 S * 12/2000 Freedberg D6/445

* cited by examiner

Primary Examiner—Cathron C. Brooks

(74) *Attorney, Agent, or Firm*—Womble Carlyle Sandridge & Rice, PLLC

(57) **CLAIM**

The ornamental design for a chest, as shown and described.

DESCRIPTION

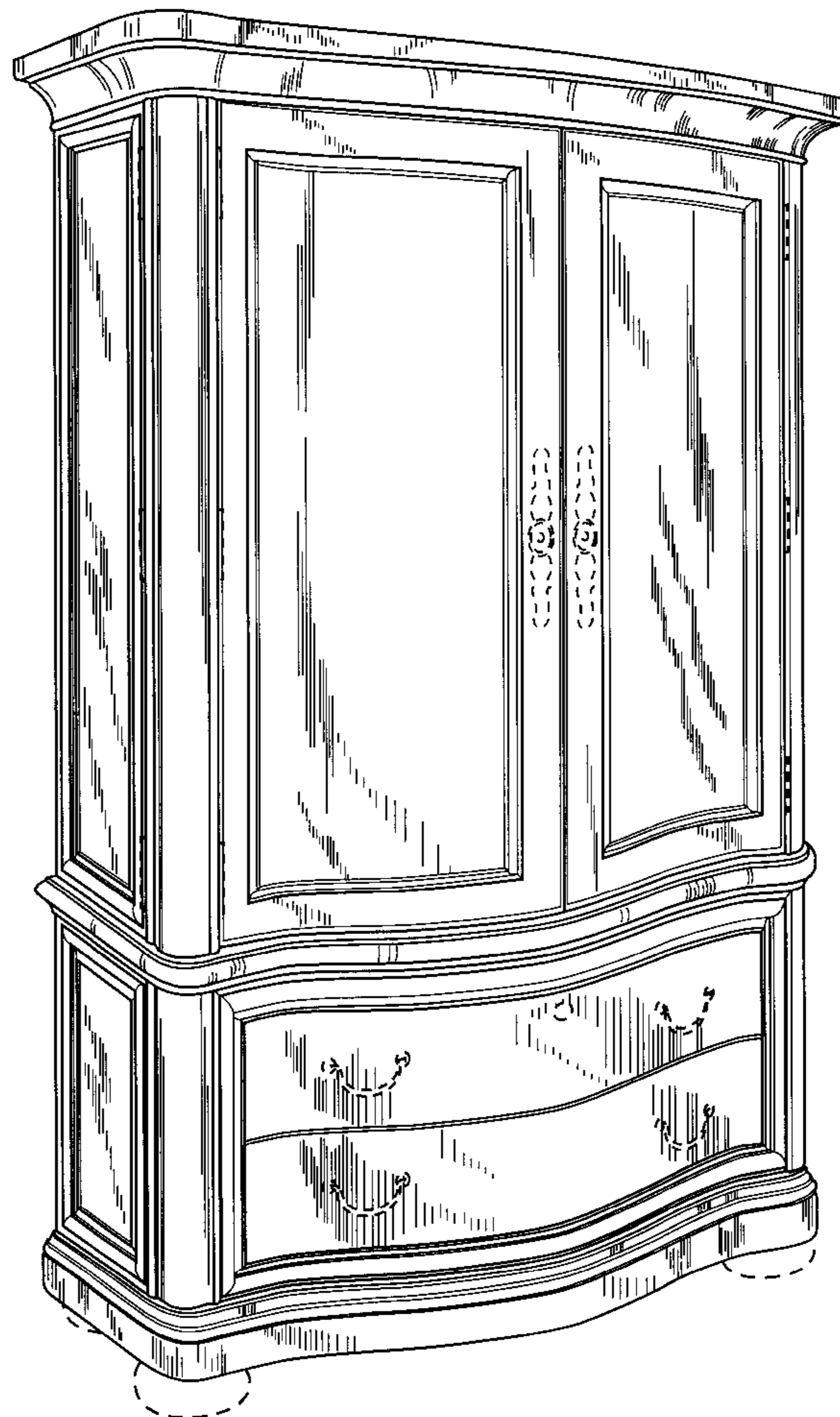
FIG. 1 is a left front perspective view of a chest showing my new design;

FIG. 2 is a side elevational view, the opposite side being a mirror image thereof; and,

FIG. 3 is a front elevational view thereof.

The bottom and rear views of the chest are not shown and form no part of the claimed design. The dashed lines represent environmental elements only and form no part of the claimed design.

1 Claim, 3 Drawing Sheets



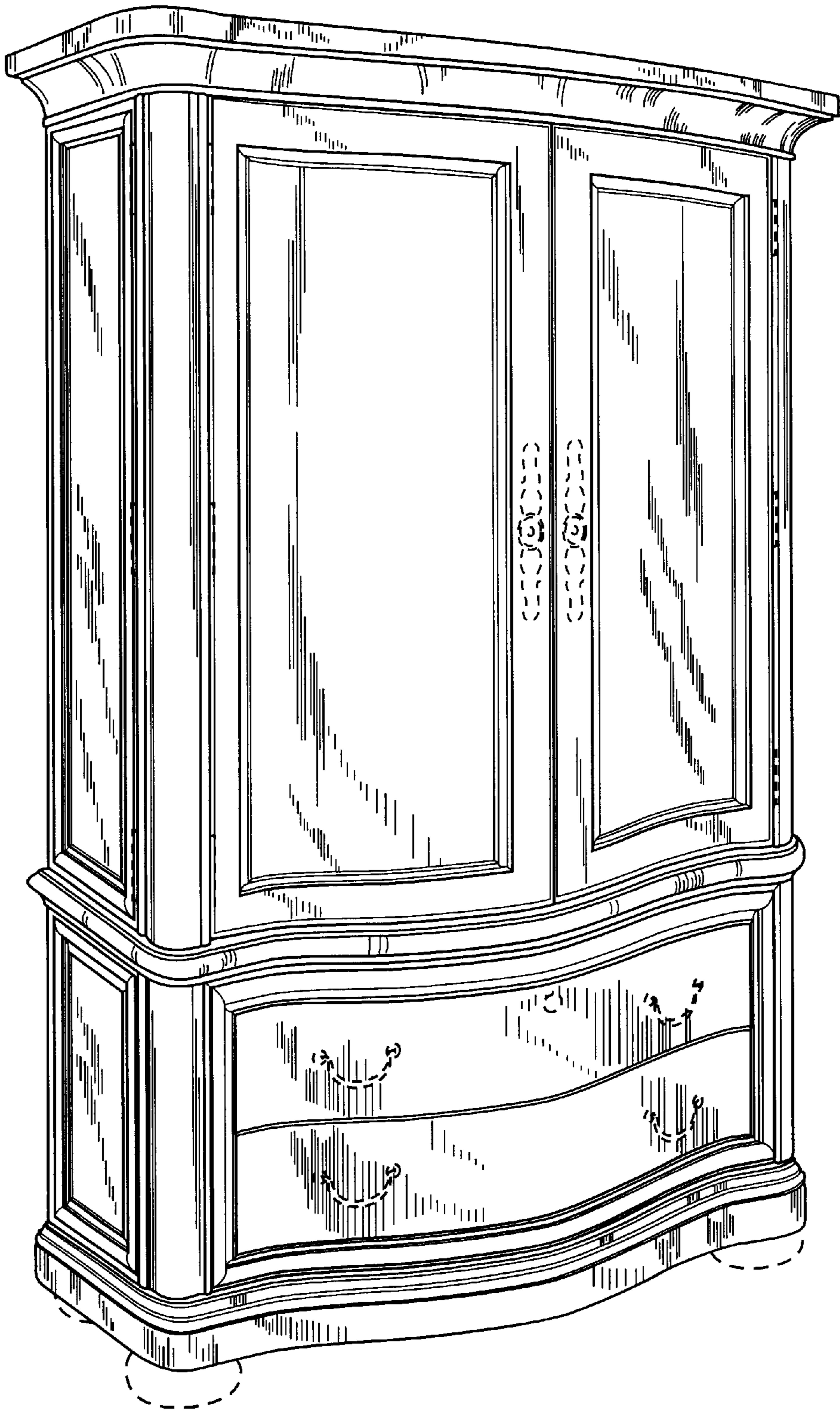


FIG. 1

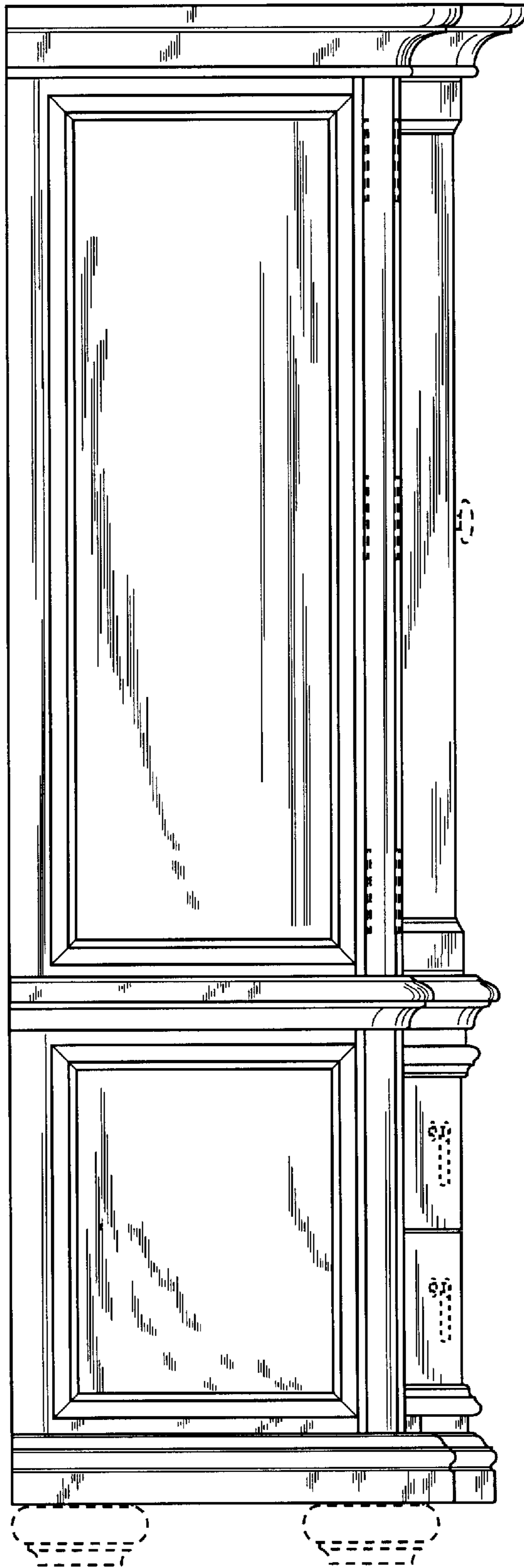


FIG. 2

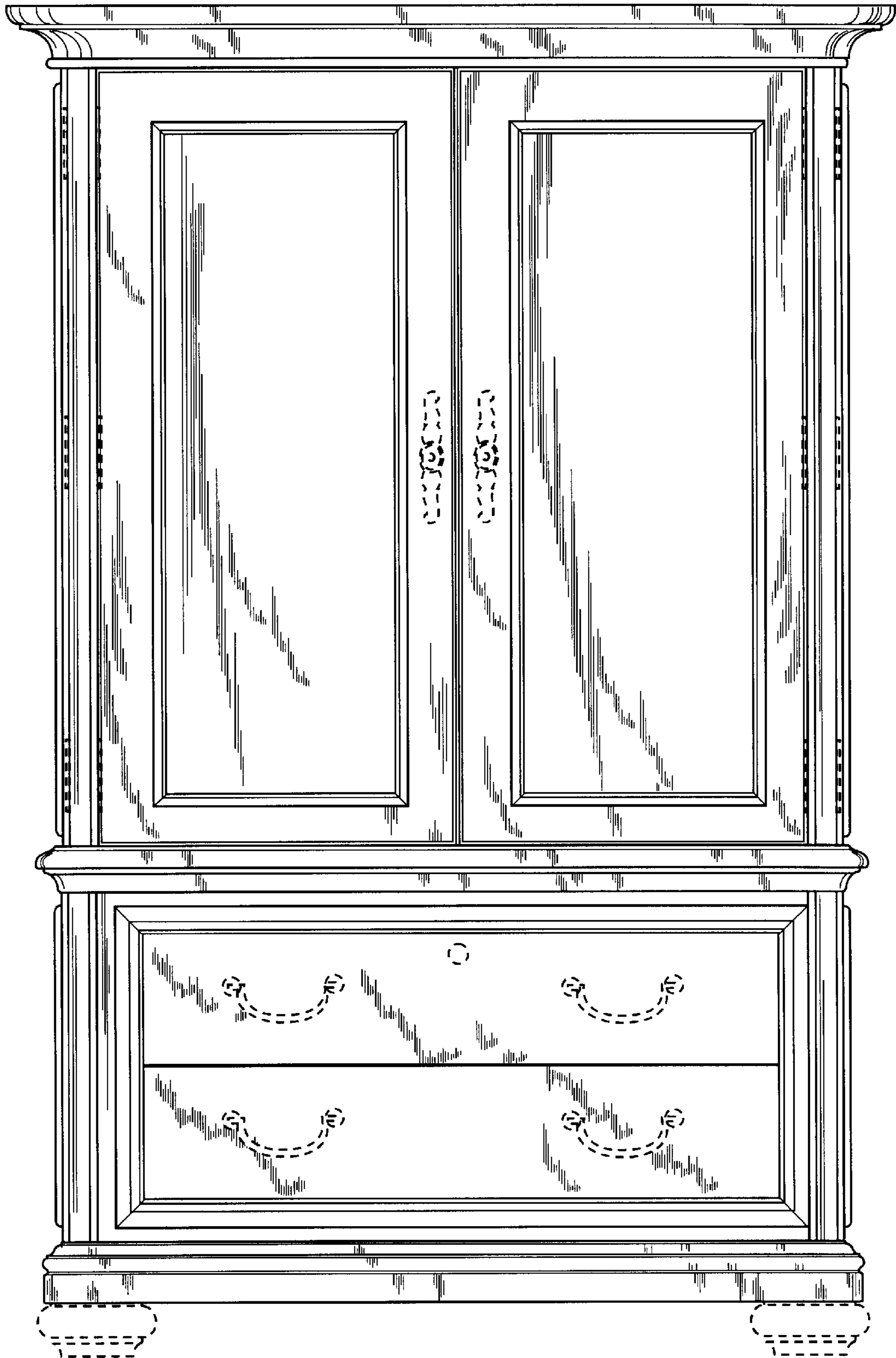


FIG. 3