



US00D460630S

(12) **United States Design Patent**
Ritch et al.

(10) **Patent No.:** **US D460,630 S**

(45) **Date of Patent:** **** Jul. 23, 2002**

(54) **PRIVACY SCREEN**

(75) Inventors: **David J. Ritch**, Malibu; **Mark B. Saffell**, Manhattan Beach, both of CA (US); **Gordon J. Stannis**, West Olive, MI (US)

(73) Assignee: **Herman Miller, Inc.**, Zeeland, MI (US)

(**) Term: **14 Years**

(21) Appl. No.: **29/131,114**

(22) Filed: **Oct. 13, 2000**

(51) **LOC (7) Cl.** **06-06**

(52) **U.S. Cl.** **D6/332**

(58) **Field of Search** D6/332, 495, 496;
D20/10; 52/236.2, 245; 160/135, 113-115,
229.1, 350, 351; 248/174; 256/24; 40/605-607,
539

(56) **References Cited**

U.S. PATENT DOCUMENTS

2,274,047 A * 2/1942 Derman 160/229.1
3,326,147 A 6/1967 Toney

(List continued on next page.)

OTHER PUBLICATIONS

“Create your own corner office. PASTILL Screen;” pp. 1-5, IKEA brochure, date unknown.

“PASTILL Screen—IKEA;” advertising excerpt, date unknown.

“City Folding Screen—Crate & Barrel;” advertising excerpt, date unknown.

“Mobile Easel/Markerboard—Steelcase Turnstone;” advertising excerpt, date unknown.

“Crossings Project Pyramid—Haworth;” advertising excerpt, date unknown.

“[ability] Mobile Screen—Teknion;” advertising excerpt, date unknown.

(List continued on next page.)

Primary Examiner—Nanda Bondade

(74) *Attorney, Agent, or Firm*—Brinks Hofer Gilson & Lione

(57) **CLAIM**

The ornamental design for a privacy screen, as shown and described.

DESCRIPTION

FIG. 1 is a perspective view of a first embodiment of a privacy screen showing our new design;

FIG. 2 is a top plan view thereof, the bottom view being a mirror image;

FIG. 3 is a front elevational view thereof, the rear view being a mirror image;

FIG. 4 is a right side elevational view thereof, the left side view being a mirror image;

FIG. 5 is a perspective view of a second embodiment of FIG. 1;

FIG. 6 is a top plan view FIG. 5, the bottom view being a mirror image;

FIG. 7 is a front elevational view of FIG. 5, the rear view being a mirror image;

FIG. 8 is a right side elevational view of FIG. 5, the left side view being a mirror image;

FIG. 9 is a perspective view of a third embodiment of FIG. 1;

FIG. 10 is a top plan view FIG. 9, the bottom view being a mirror image;

FIG. 11 is a front elevational view of FIG. 9, the rear view being a mirror image;

FIG. 12 is a right side elevational view of FIG. 9, the left side view being a mirror image;

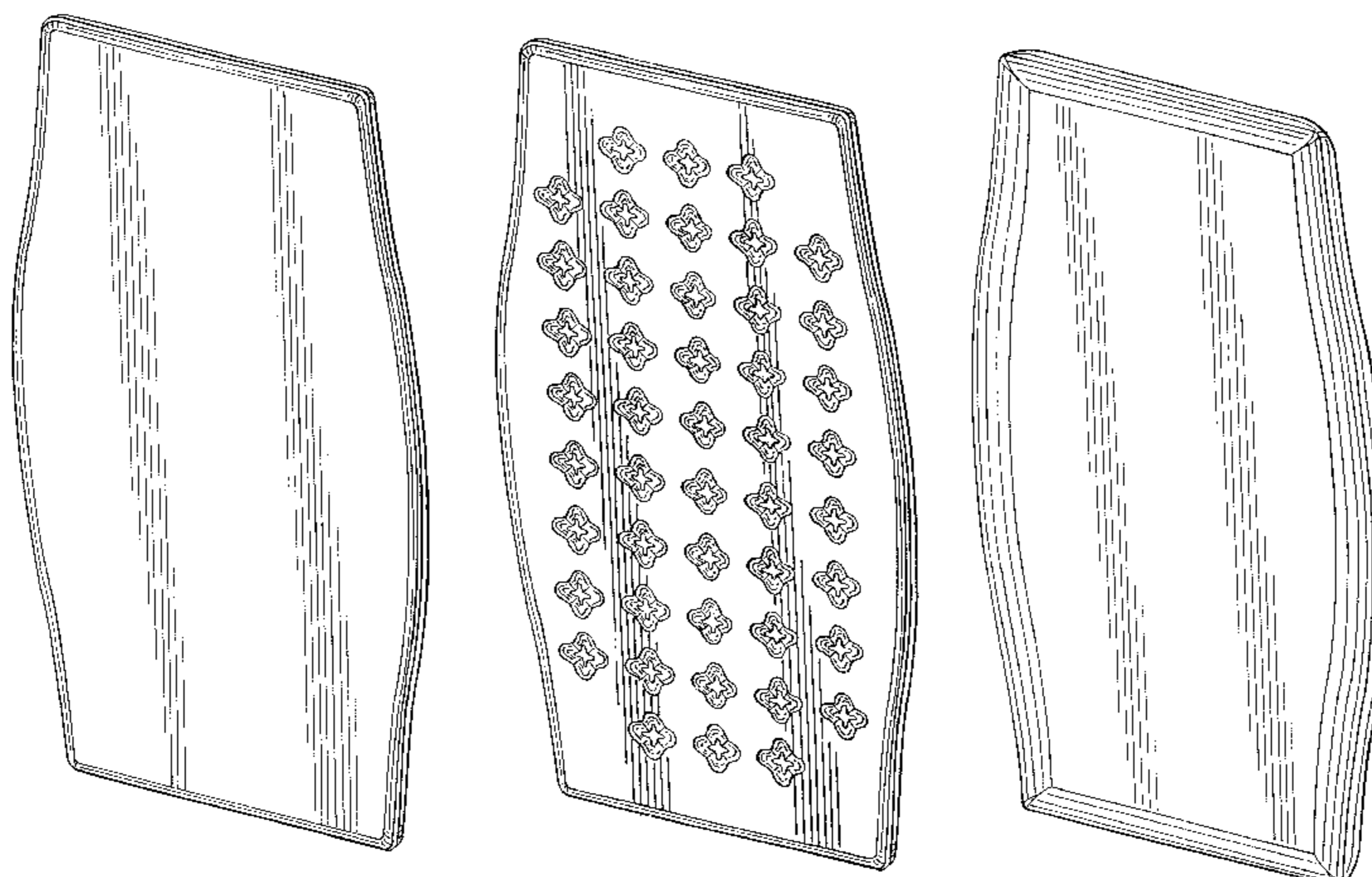
FIG. 13 is a perspective view of a fourth embodiment of FIG. 1;

FIG. 14 is a top plan view FIG. 13, the bottom view being a mirror image;

FIG. 15 is a front elevational view of FIG. 13, the rear view being a mirror image; and,

FIG. 16 is a right side elevational view of FIG. 13, the left side view being a mirror image.

1 Claim, 8 Drawing Sheets



U.S. PATENT DOCUMENTS

3,842,556 A 10/1974 Brendgord
 D257,812 S 1/1981 Cyplik
 4,305,164 A 12/1981 Sargent et al.
 4,387,533 A 6/1983 Green et al.
 4,516,620 A 5/1985 Mulhern
 4,759,520 A 7/1988 Levine
 4,784,468 A 11/1988 Tierney
 4,854,652 A 8/1989 Ahmann
 4,874,027 A 10/1989 Boundy et al.
 5,115,345 A 5/1992 Hobson et al.
 5,177,912 A 1/1993 Ball
 D353,946 S 1/1995 Fischer et al.
 5,711,121 A 1/1998 Garver
 5,730,666 A 3/1998 Hudson
 D405,616 S * 2/1999 Hellwig et al. D6/332
 5,875,597 A 3/1999 Gingrich et al.
 5,877,896 A 3/1999 Gremban
 5,890,782 A 4/1999 Alberts
 5,966,879 A 10/1999 Verbeek et al.

6,009,930 A 1/2000 Jantschek
 6,032,684 A 3/2000 Narron
 D423,828 S 5/2000 Wilkinson
 D427,783 S 7/2000 Luedke
 6,101,954 A 8/2000 Rein et al.

OTHER PUBLICATIONS

“3 Panel Portable Partition by Screenflex—Furniture Online;” advertising excerpt, date unknown.
 “Aalto Screen—Design Within Reach;” advertising excerpt, date unknown.
 “Mono Wall from Vitra—NextOffice;” advertising excerpt, date unknown.
 “Mobile Presentation Center by Working Walls—NextOffice;” advertising excerpt, date unknown.
 “Here Mobile Board—NextOffice;” advertising excerpt, date unknown.

* cited by examiner

FIG. 1

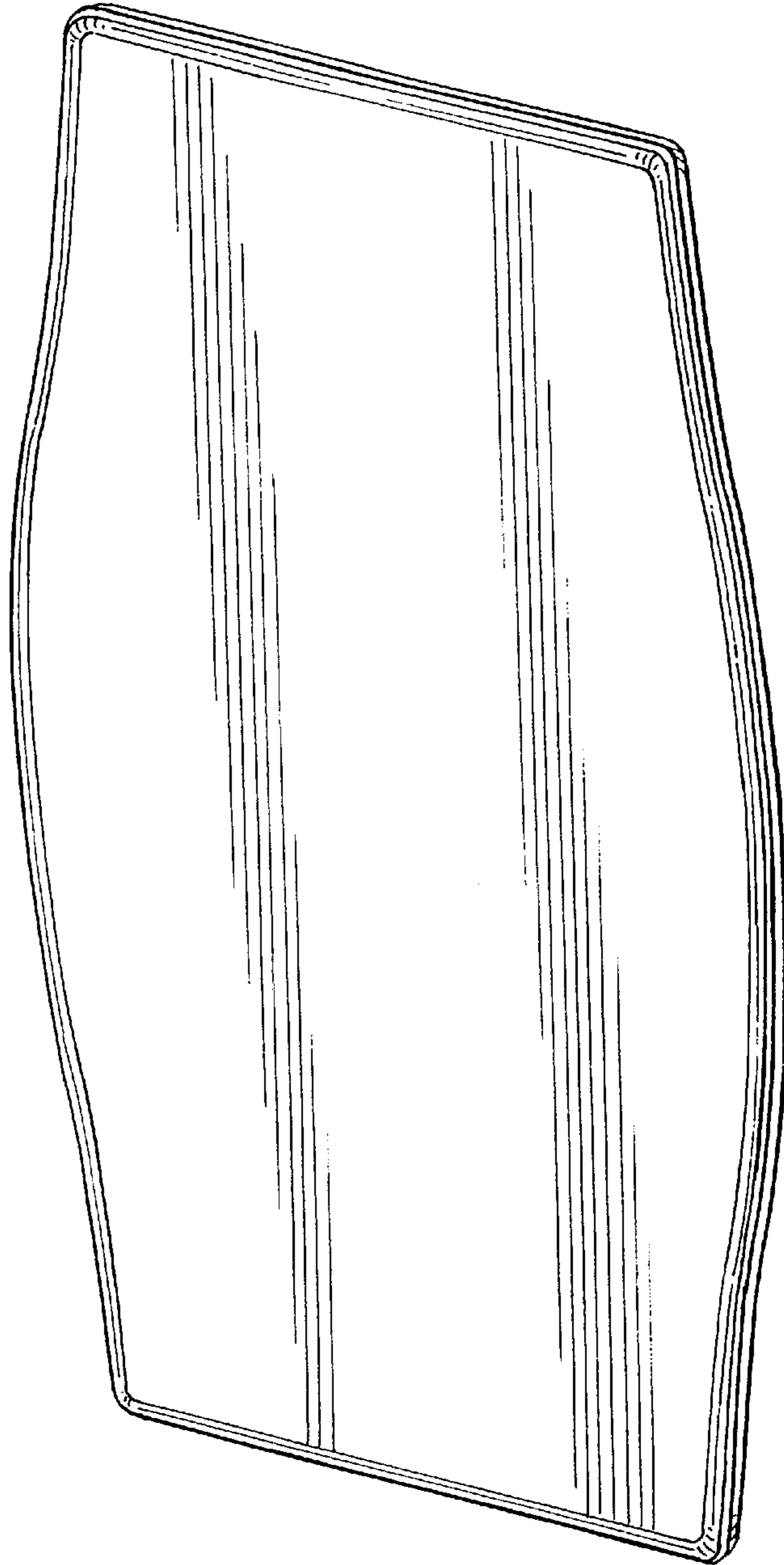


FIG. 2




FIG. 3

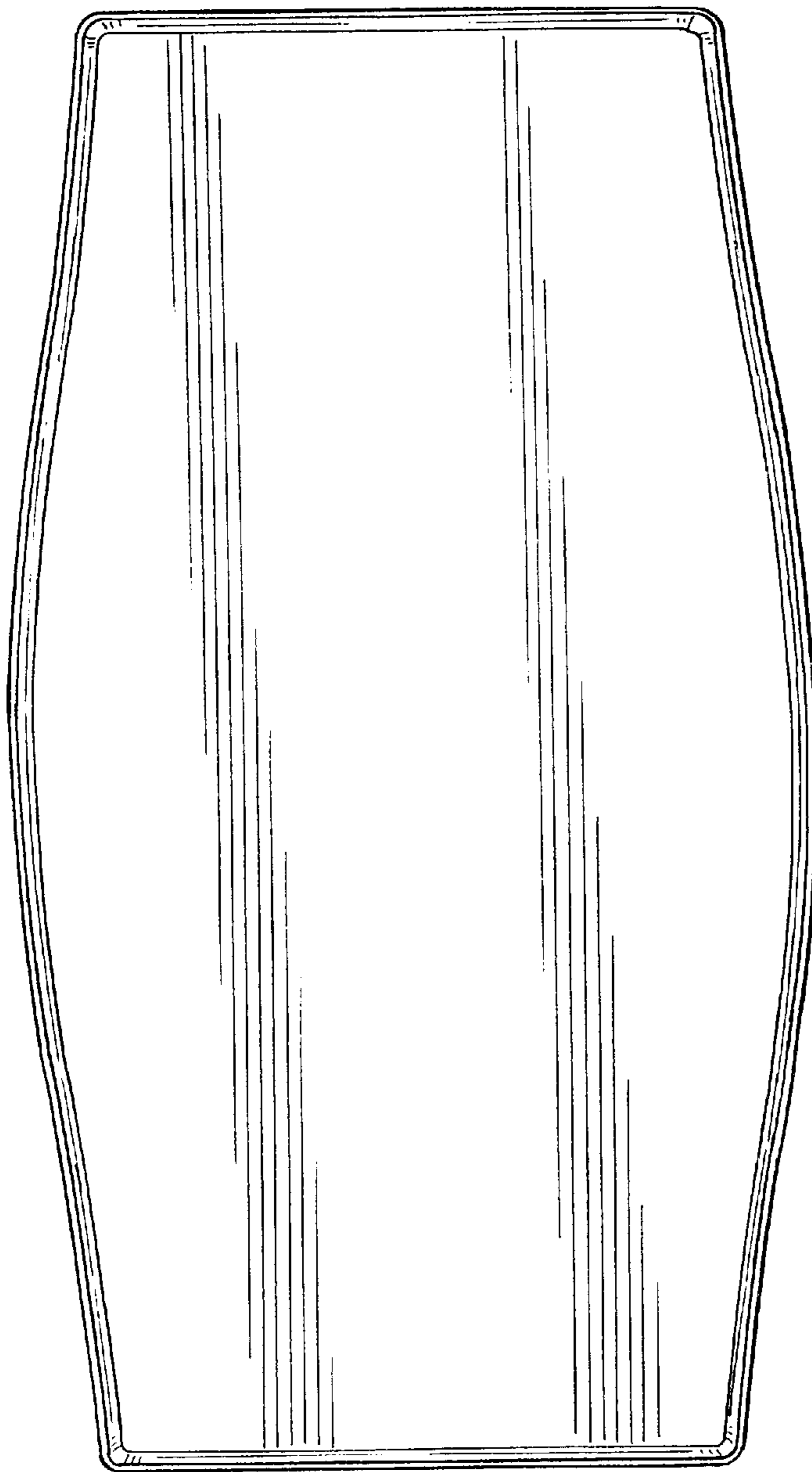


FIG. 4



FIG. 5

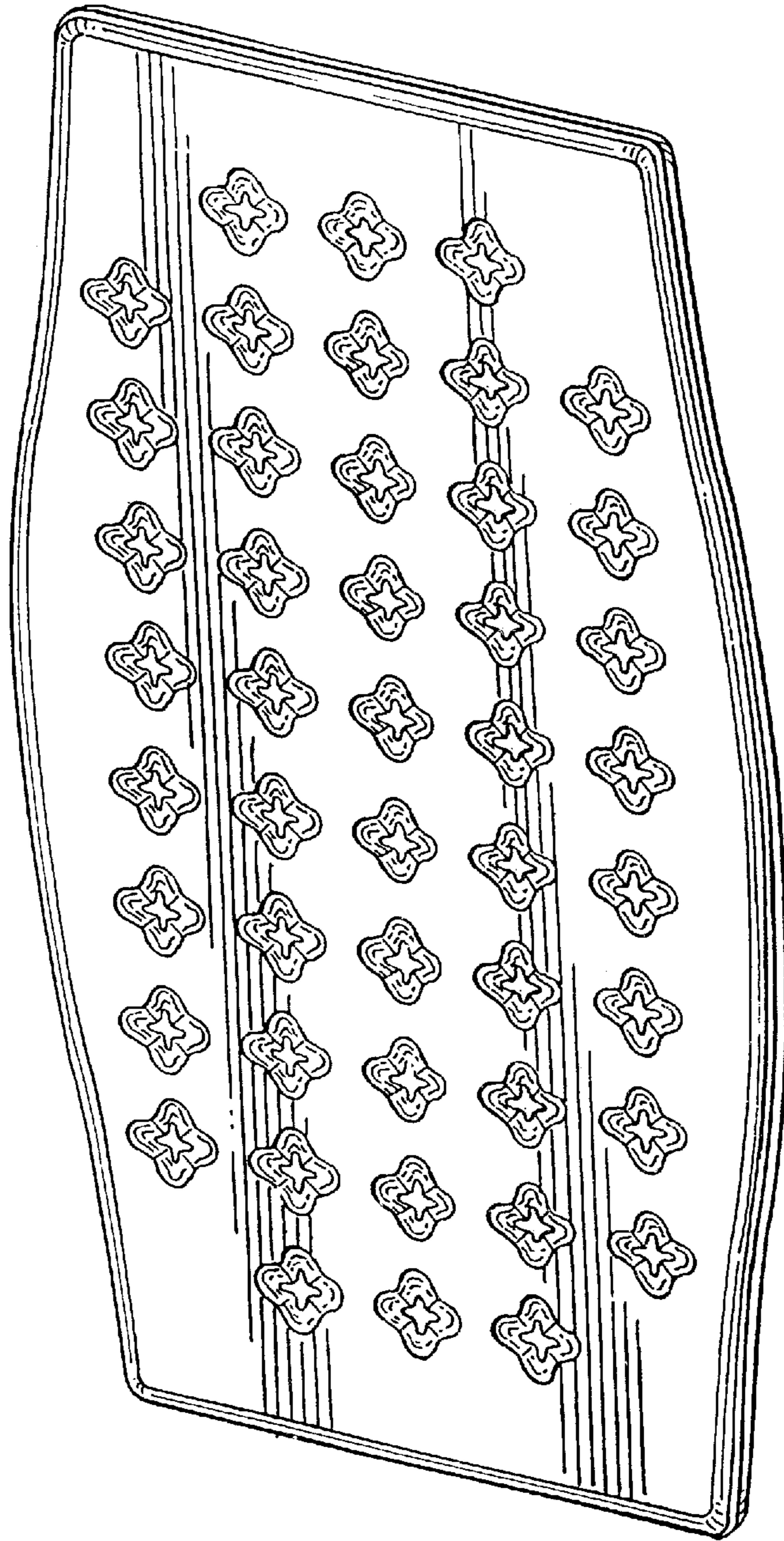


FIG. 6




FIG. 7




FIG. 8



FIG. 9

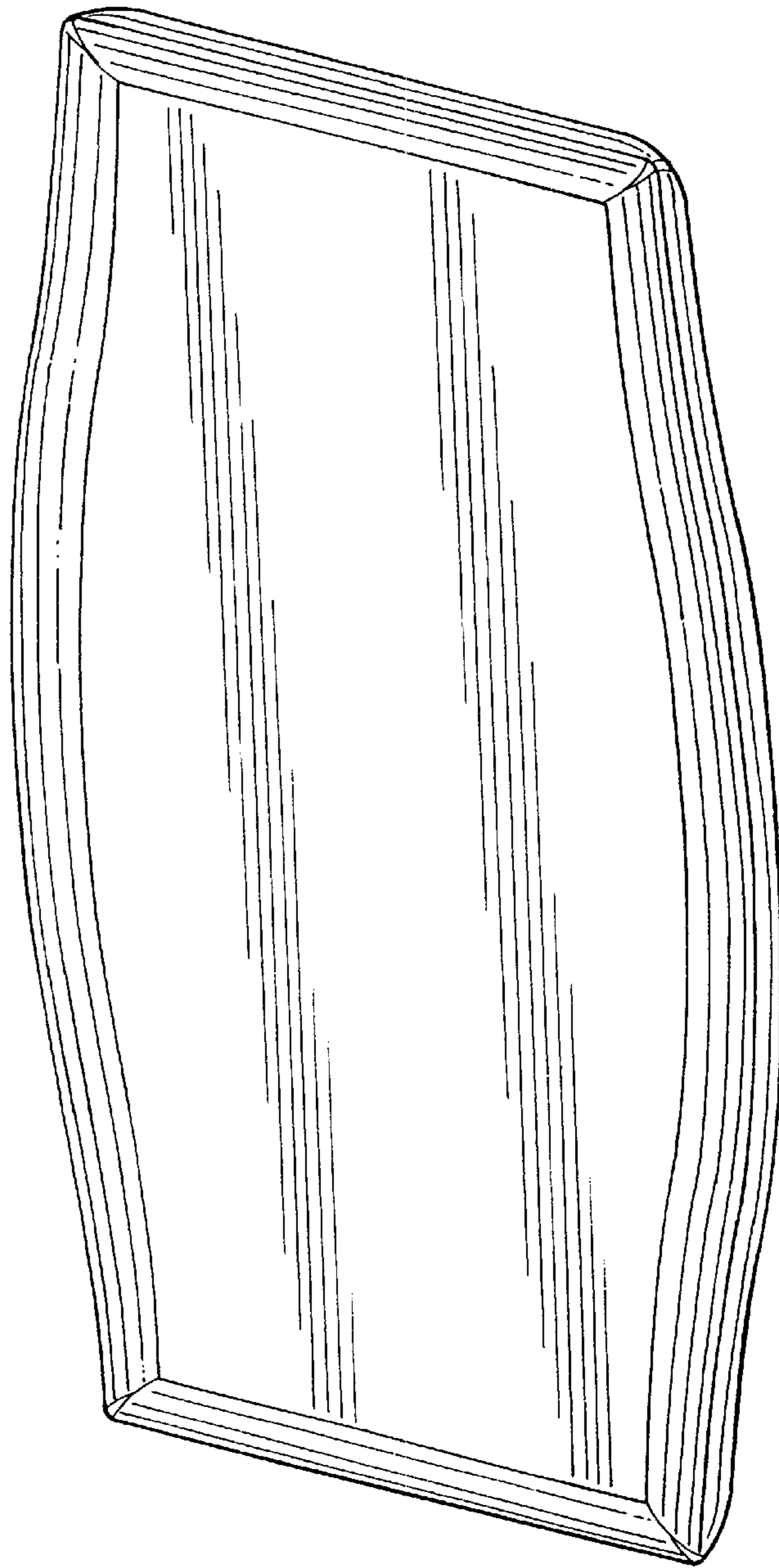


FIG. 10




FIG. 11

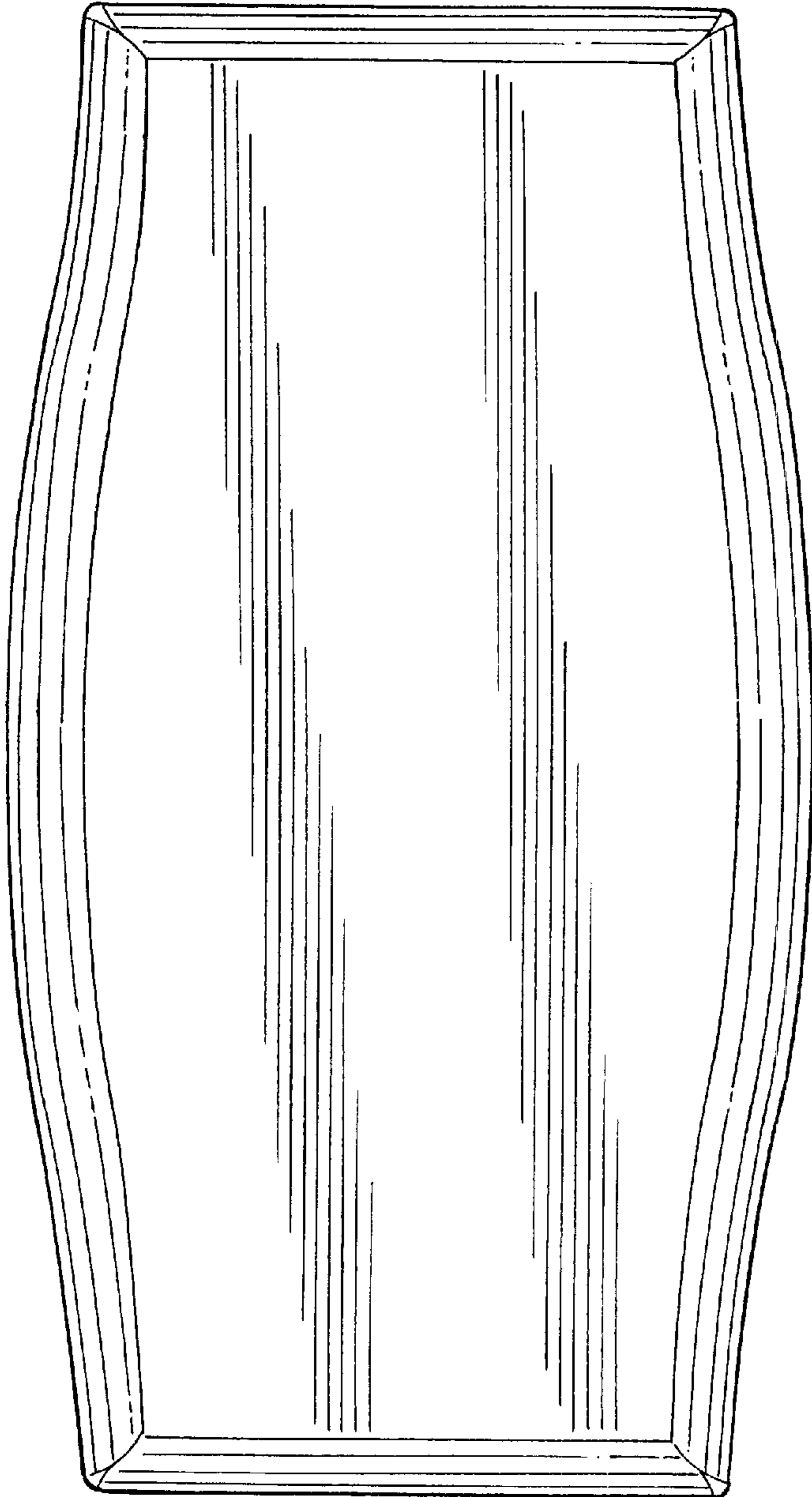


FIG. 12

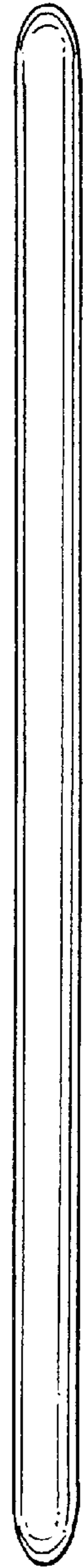


FIG. 13

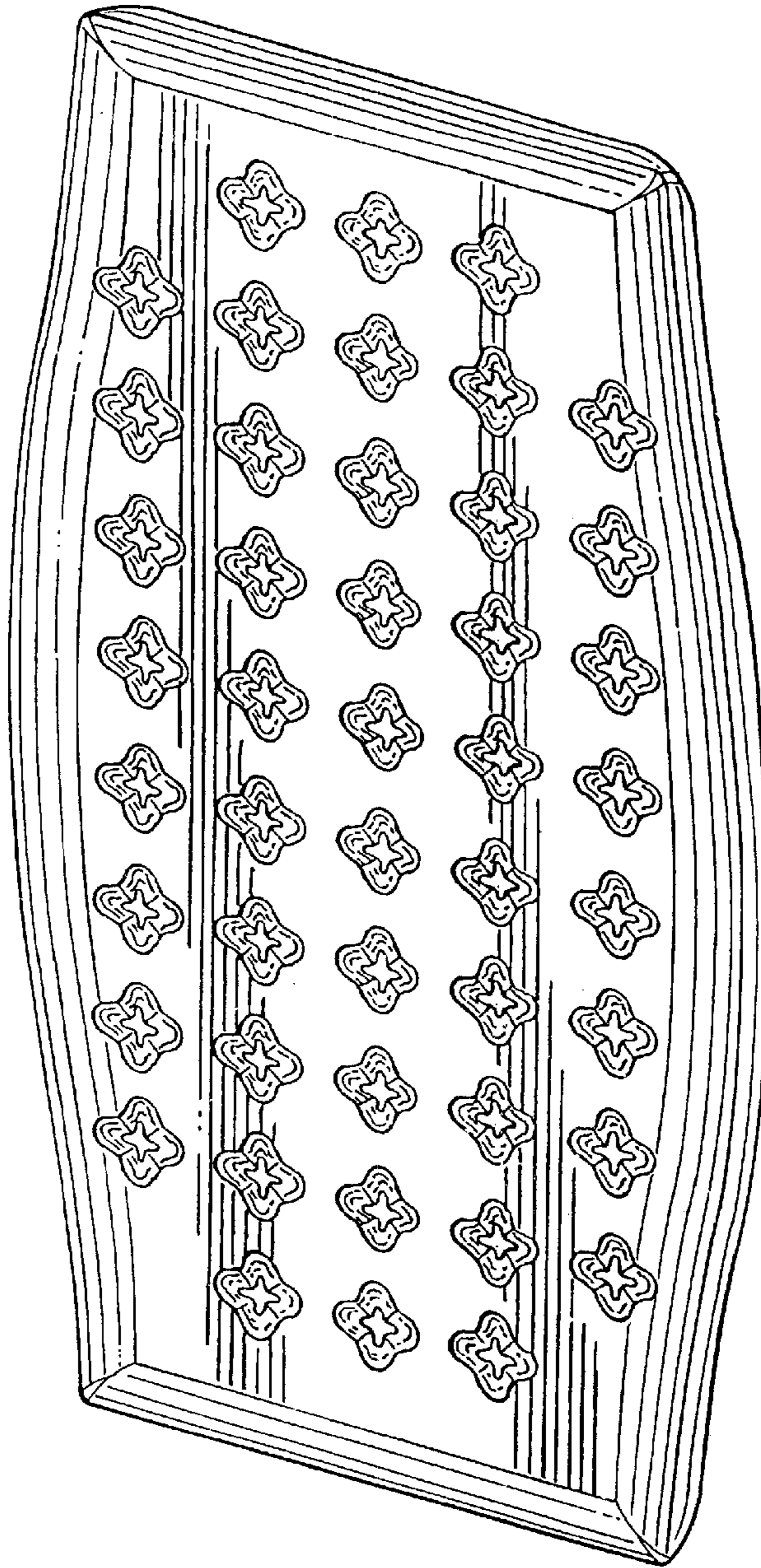


FIG. 14




FIG. 15

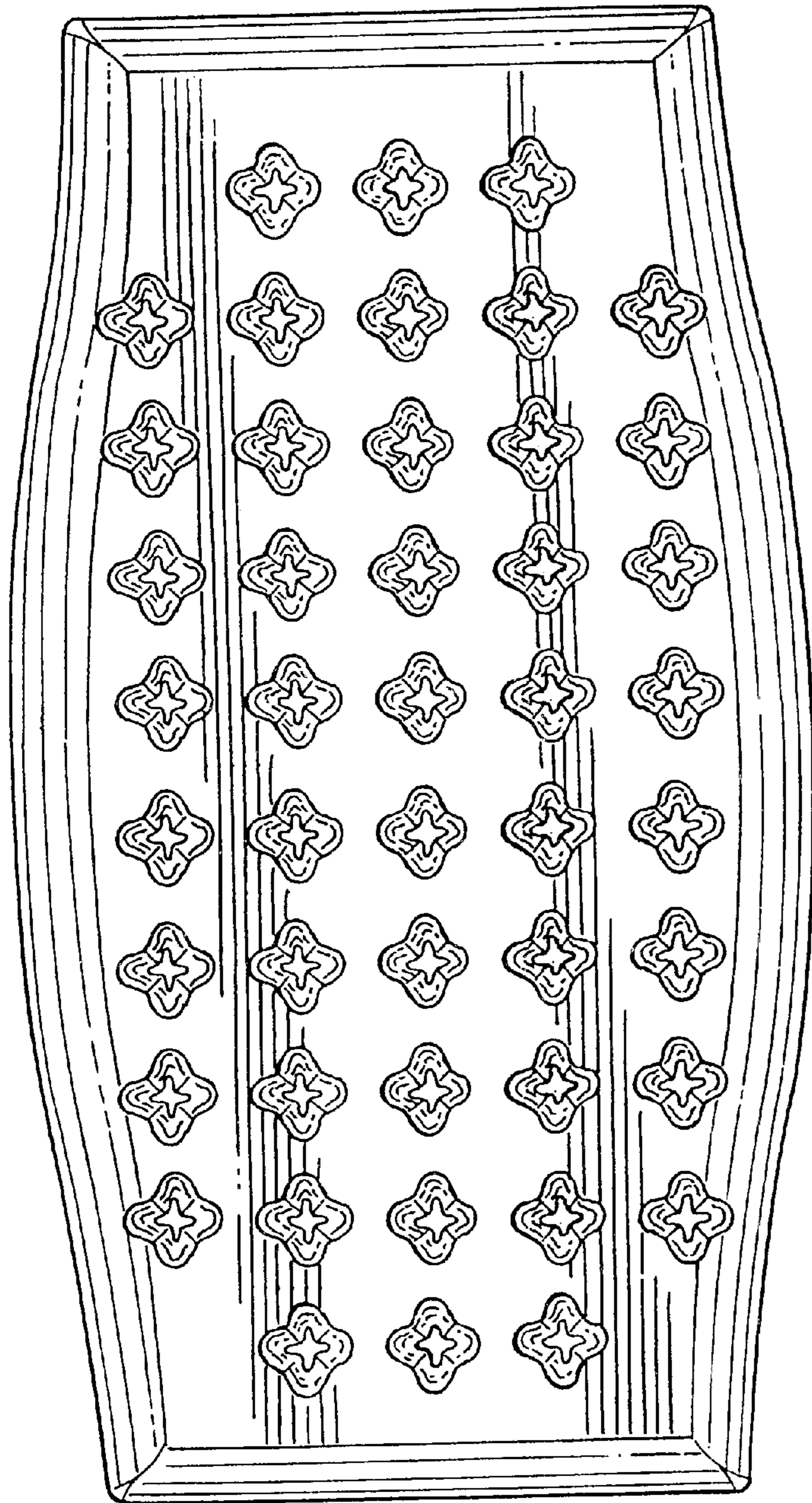


FIG. 16

