



US00D460626S

(12) **United States Design Patent**  
**Risdon**

(10) **Patent No.:** **US D460,626 S**

(45) **Date of Patent:** **\*\* Jul. 23, 2002**

(54) **MIRROR**

(75) **Inventor:** **Scott M. Risdon**, Greensboro, NC (US)

(73) **Assignee:** **Vaughan Furniture Industries, Incorporated**, Galax, VA (US)

(\*\*) **Term:** **14 Years**

(21) **Appl. No.:** **29/140,617**

(22) **Filed:** **Apr. 20, 2001**

(51) **LOC (7) Cl.** ..... **06-07**

(52) **U.S. Cl.** ..... **D6/300**

(58) **Field of Search** ..... D6/300-314, 444;  
40/700, 711, 714-716, 722, 725, 735, 745,  
765, 780, 790, 798; 359/838, 871, 872;  
248/466, 474

(56) **References Cited**

**U.S. PATENT DOCUMENTS**

D10,281 S \* 10/1877 Racine ..... D6/306  
D343,744 S 2/1994 Keller ..... D6/444

D364,964 S \* 12/1995 Paus ..... D6/300  
D374,569 S 10/1996 Paus ..... D6/444  
D374,783 S 10/1996 Keller et al. .... D6/444  
D409,393 S \* 5/1999 Cain ..... D6/300

**OTHER PUBLICATIONS**

Thomasville, Rendezvous, c1995-96, p. 16 mirror at top.\*

\* cited by examiner

*Primary Examiner*—Janice E. Seeger

(74) *Attorney, Agent, or Firm*—Womble Carlyle Sandridge & Rice, PLLC; C. Robert Rhodes

(57) **CLAIM**

The ornamental design for a mirror, as shown and described.

**DESCRIPTION**


FIG. 1 is a left front perspective view of a mirror showing my new design;

FIG. 2 is a front view thereof;

FIG. 3 is a side view thereof; and,

FIG. 4 is a top view thereof.

**1 Claim, 4 Drawing Sheets**






FIG. 1


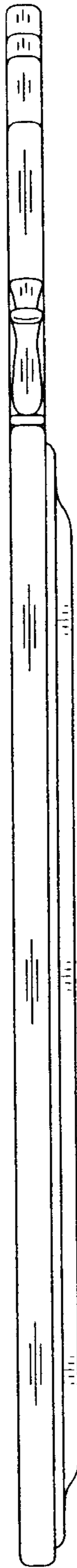


FIG. 2



**FIG. 3**



FIG. 4