



US00D460607S

(12) **United States Design Patent**  
**Pollastrelli**

(10) **Patent No.:** **US D460,607 S**

(45) **Date of Patent:** **\*\* Jul. 23, 2002**

(54) **FOOTWEAR SOLE**

(75) **Inventor:** **Gualberto Pollastrelli, Sant'Elpidio A Mare (IT)**

(73) **Assignee:** **Tod's S.p.A., Ascoli Piceno (IT)**

(\*\*) **Term:** **14 Years**

(21) **Appl. No.:** **29/141,219**

(22) **Filed:** **May 3, 2001**

(30) **Foreign Application Priority Data**

Nov. 3, 2000 (XH) ..... DMA/005158

(51) **LOC (7) Cl.** ..... **02-04**

(52) **U.S. Cl.** ..... **D2/954; D2/953; D2/960**

(58) **Field of Search** ..... D2/902, 904, 908, D2/909, 911, 914, 916, 920, 946-948, 951-962, 967, 972, 977; 36/114-116, 117.1, 117.2, 117.3, 117.4, 12, 122-136, 14, 15, 25 R, 28, 30 R, 31, 32 R, 36 R, 3 B, 42-45, 50.1, 59 C, 59 R, 61, 62, 67 A, 67 B, 67 D, 67 R, 7.1 R, 7.3-7.7, 72 R, 74, 77 R, 89, 91, 127, 134

(56) **References Cited**

**U.S. PATENT DOCUMENTS**

- D88,763 S \* 12/1932 Fowler
- 2,090,881 A \* 8/1937 Wilson
- D241,889 S \* 10/1976 Stegerwald
- D268,543 S \* 4/1983 Bretschneider ..... D2/953
- D322,881 S \* 1/1992 Bushman ..... D2/953
- D324,448 S \* 3/1992 Blissett ..... D2/953

- D329,131 S \* 9/1992 Ostberg ..... D2/953
- D388,241 S \* 12/1997 Merceron ..... D2/959
- D394,142 S \* 5/1998 Merceron ..... D2/960
- 5,815,949 A \* 10/1998 Sessa ..... 36/3 B
- D422,400 S \* 4/2000 Brady et al. .... D2/902
- D422,780 S \* 4/2000 Aguerre ..... D2/916
- D426,947 S \* 6/2000 Pollastrelli ..... D2/956
- D436,247 S \* 1/2001 Burt ..... D2/954
- D439,731 S \* 4/2001 Pawlus ..... D2/956
- D440,747 S \* 4/2001 Matis et al. .... D2/957
- D447,616 S \* 9/2001 Bandini et al. .... D2/954
- D449,426 S \* 10/2001 Pollastrelli ..... D2/908

\* cited by examiner

*Primary Examiner*—Celia Murphy

(74) *Attorney, Agent, or Firm*—Sughrue Mion, PLLC

(57) **CLAIM**

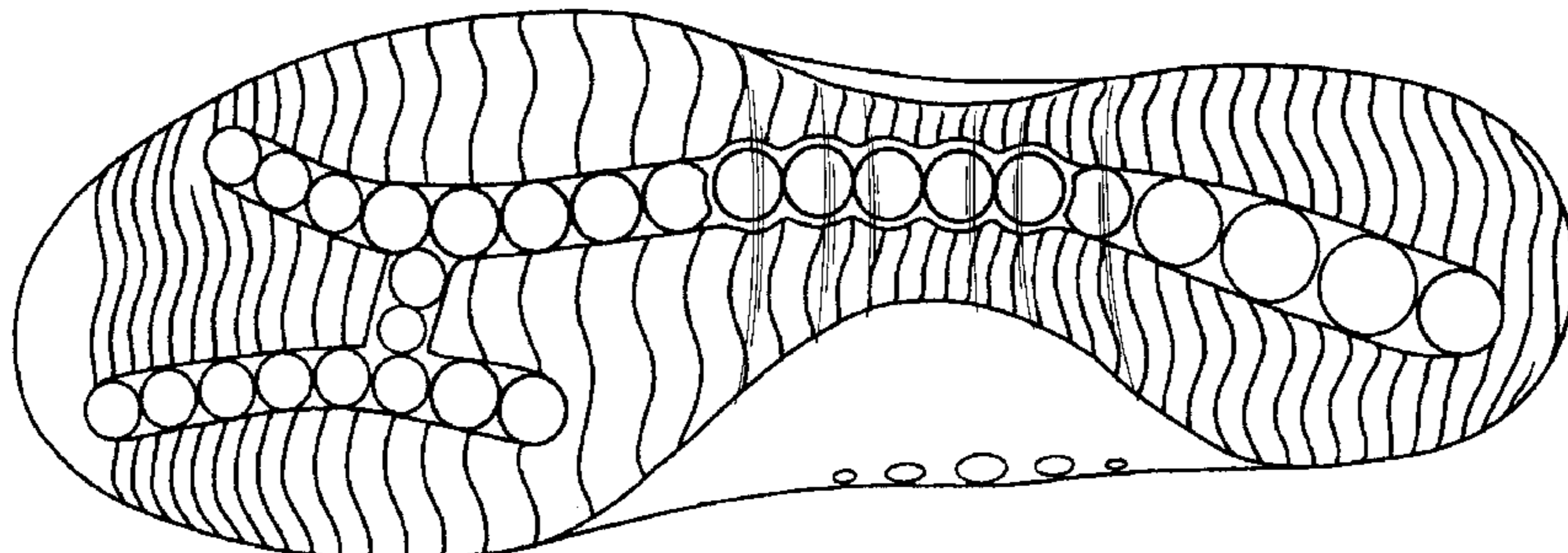
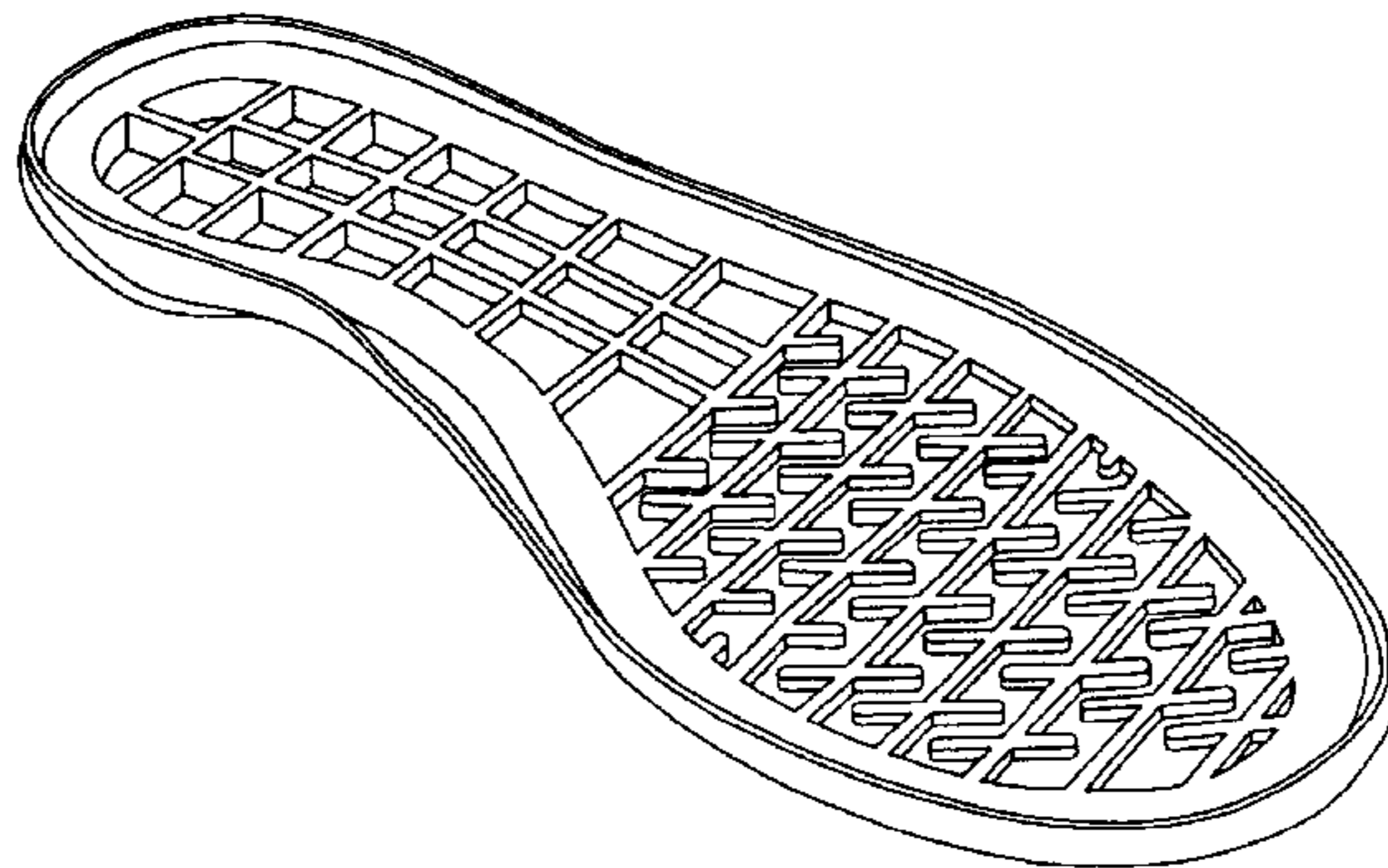
The ornamental design for a footwear sole, as shown and described.

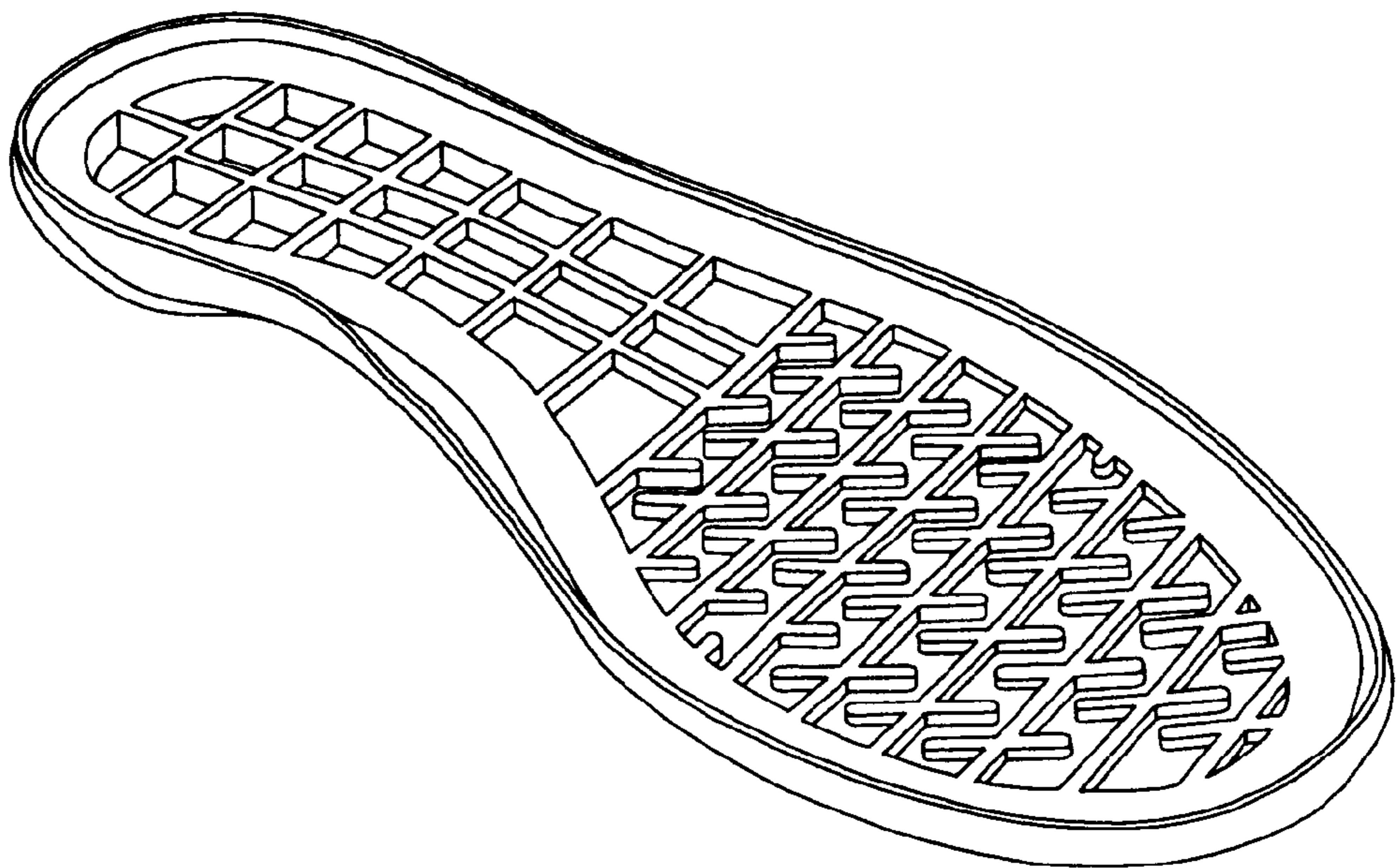
**DESCRIPTION**

FIG. 1 is a perspective view of the footwear sole showing my new design;  
 FIG. 2 is a front view thereof;  
 FIG. 3 is a right view thereof;  
 FIG. 4 is a left view thereof;  
 FIG. 5 is a rear view thereof;  
 FIG. 6 is a top view thereof; and,  
 FIG. 7 is a bottom view thereof.

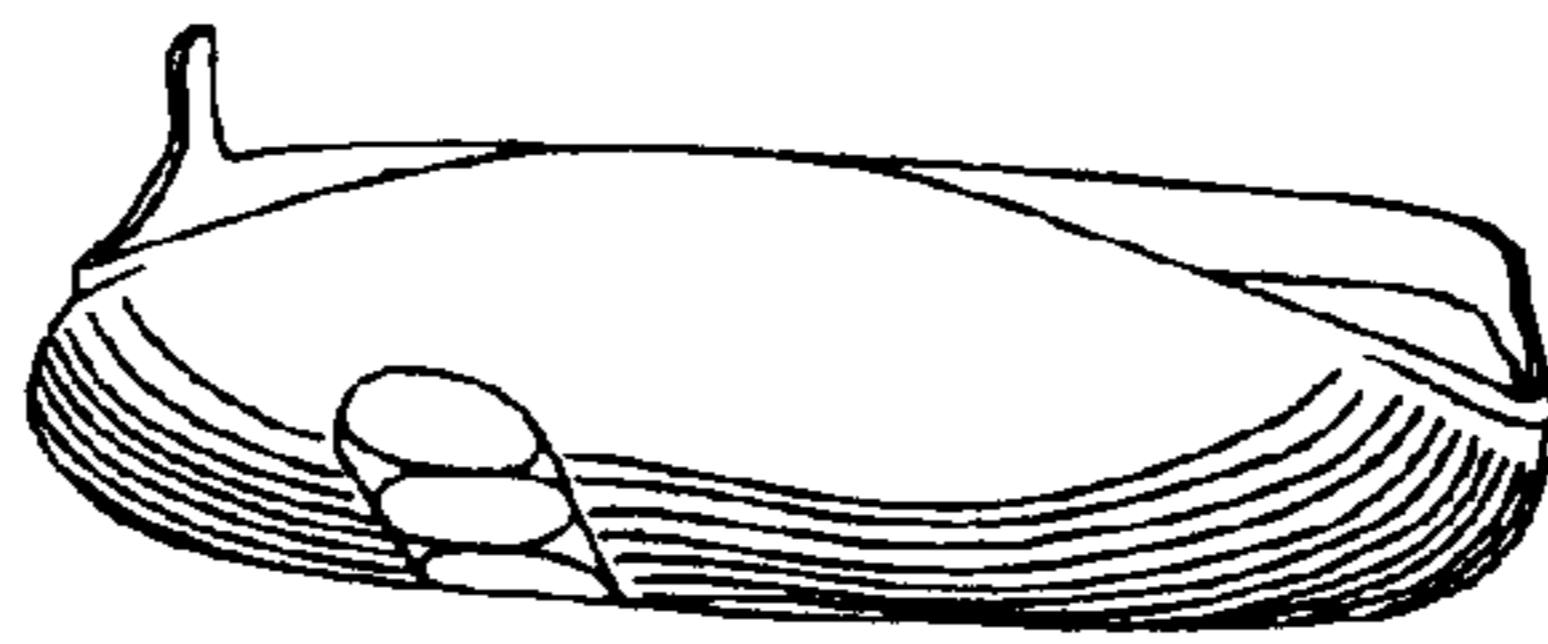
The wavy lines and circles form a pattern appearing on the surface of the footwear sole, and do not indicate depth or contour.

**1 Claim, 5 Drawing Sheets**





*Fig. 1*



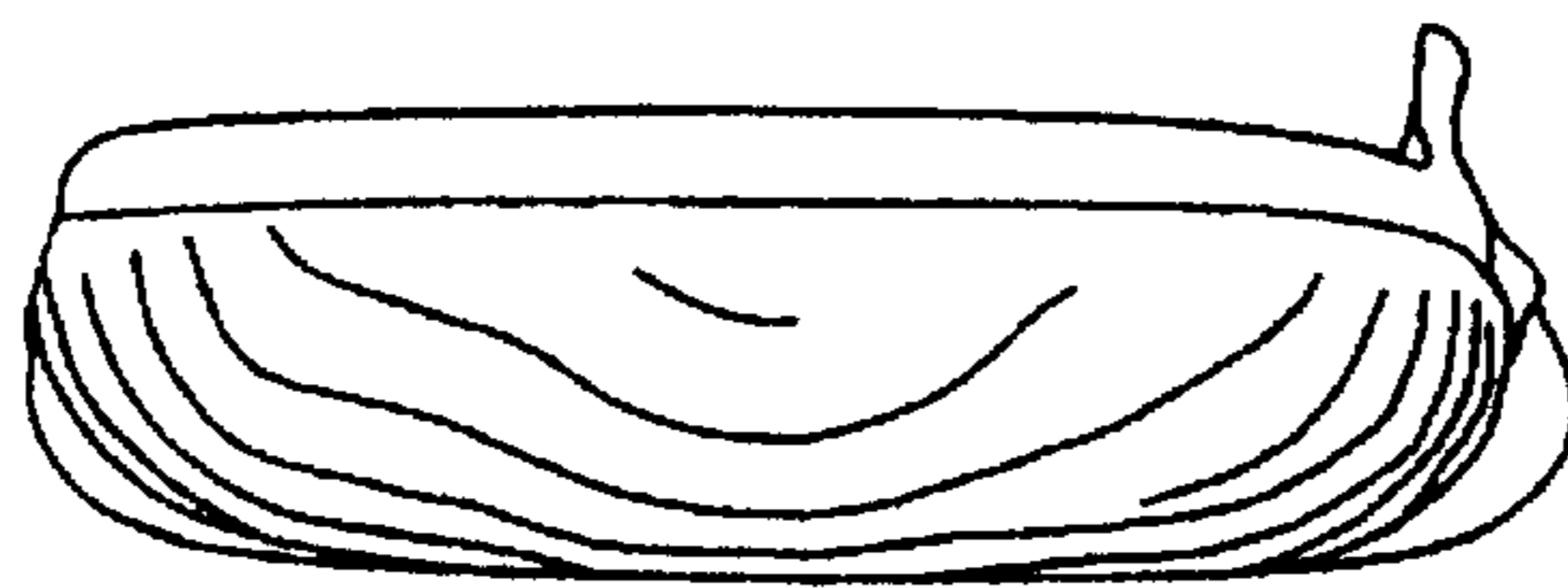
*Fig. 2*



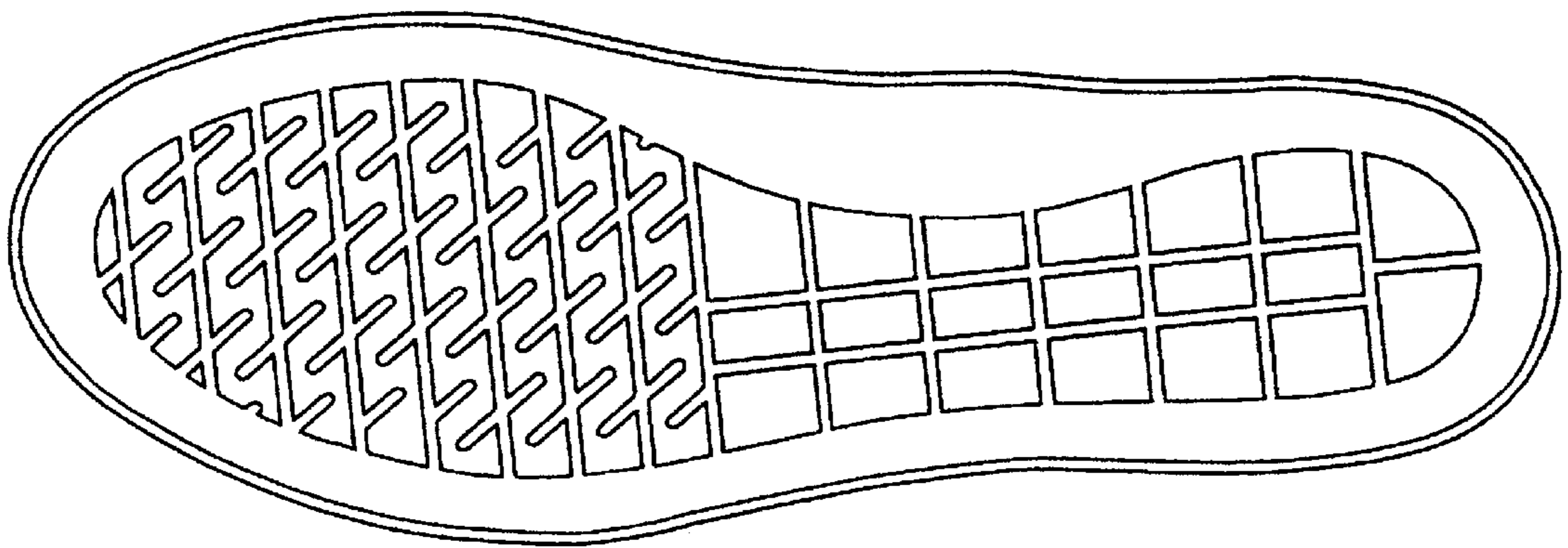
*Fig. 3*



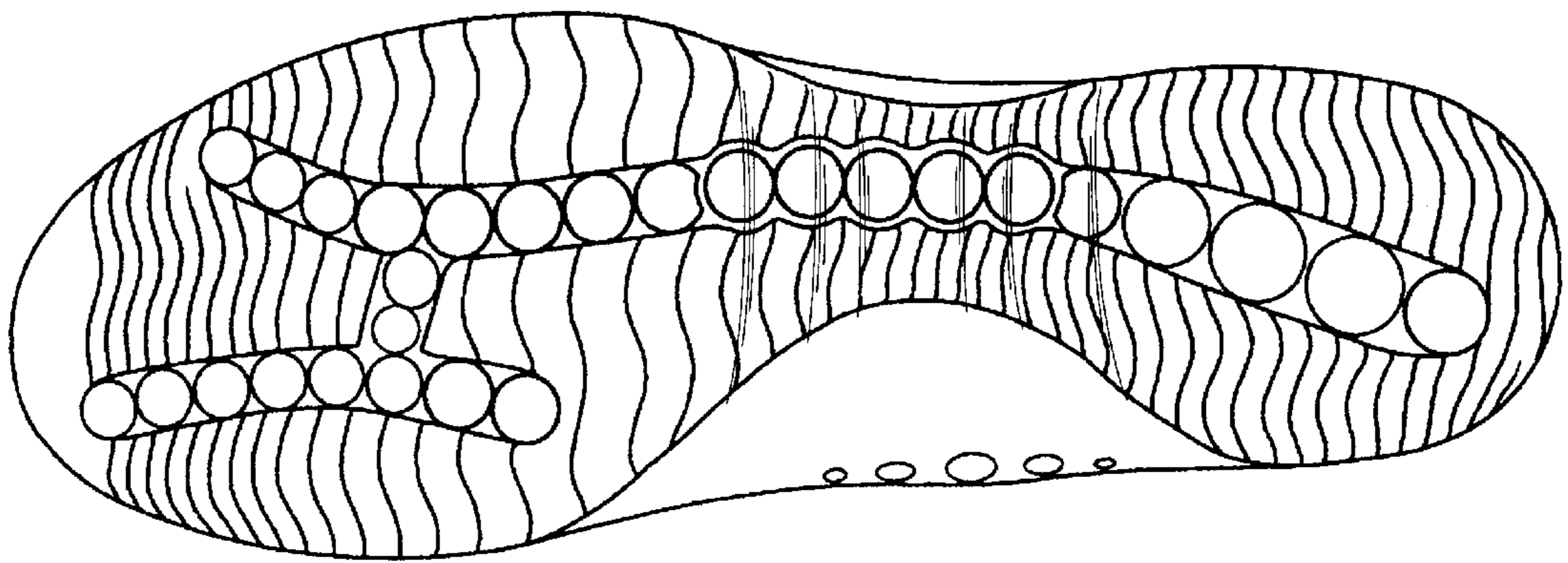
*Fig. 4*



*Fig. 5*



*Fig. 6*



*Fig. 7*