



US00D460586S

(12) **United States Design Patent**
Holt, Jr. et al.

(10) **Patent No.:** **US D460,586 S**

(45) **Date of Patent:** **** Jul. 16, 2002**

(54) **GRIP FOR A PET LEASH**

(75) Inventors: **Robert C. Holt, Jr.**, North Canton;
George R. Krohe, Alliance, both of OH
(US)

(73) Assignee: **Coastal Pet Products, Inc.**, Alliance,
OH (US)

(**) Term: **14 Years**

(21) Appl. No.: **29/141,983**

(22) Filed: **May 17, 2001**

(51) **LOC (7) Cl.** **30-04**

(52) **U.S. Cl.** **D30/153; D3/327; D30/199**

(58) **Field of Search** **D30/153, 199;**
119/769, 770, 791, 795, 797, 792, 793,
796; 224/264, 267; D3/327

(56) **References Cited**

U.S. PATENT DOCUMENTS

D200,231 S	*	2/1965	Lake et al.	D3/327
D298,478 S	*	11/1988	Ticknor	D30/153
4,892,063 A	*	1/1990	Garrigan	119/795
5,732,661 A	*	3/1998	Lagro	119/770

OTHER PUBLICATIONS

Coastal Pet Products, Inc.'s advertisement in "Pet Business", p. 111, Jul. 1999.

Hunter (German) brochure, 1 page, undated.

* cited by examiner

Primary Examiner—Pamela Burgess

(74) *Attorney, Agent, or Firm*—Renner, Kenner, Greive,
Bobak, Taylor & Weber

(57) **CLAIM**

The ornamental design for a grip for a pet leash, as shown and described.

DESCRIPTION

FIG. 1 is a front, top, right side perspective view of a grip for a pet leash showing our new design;

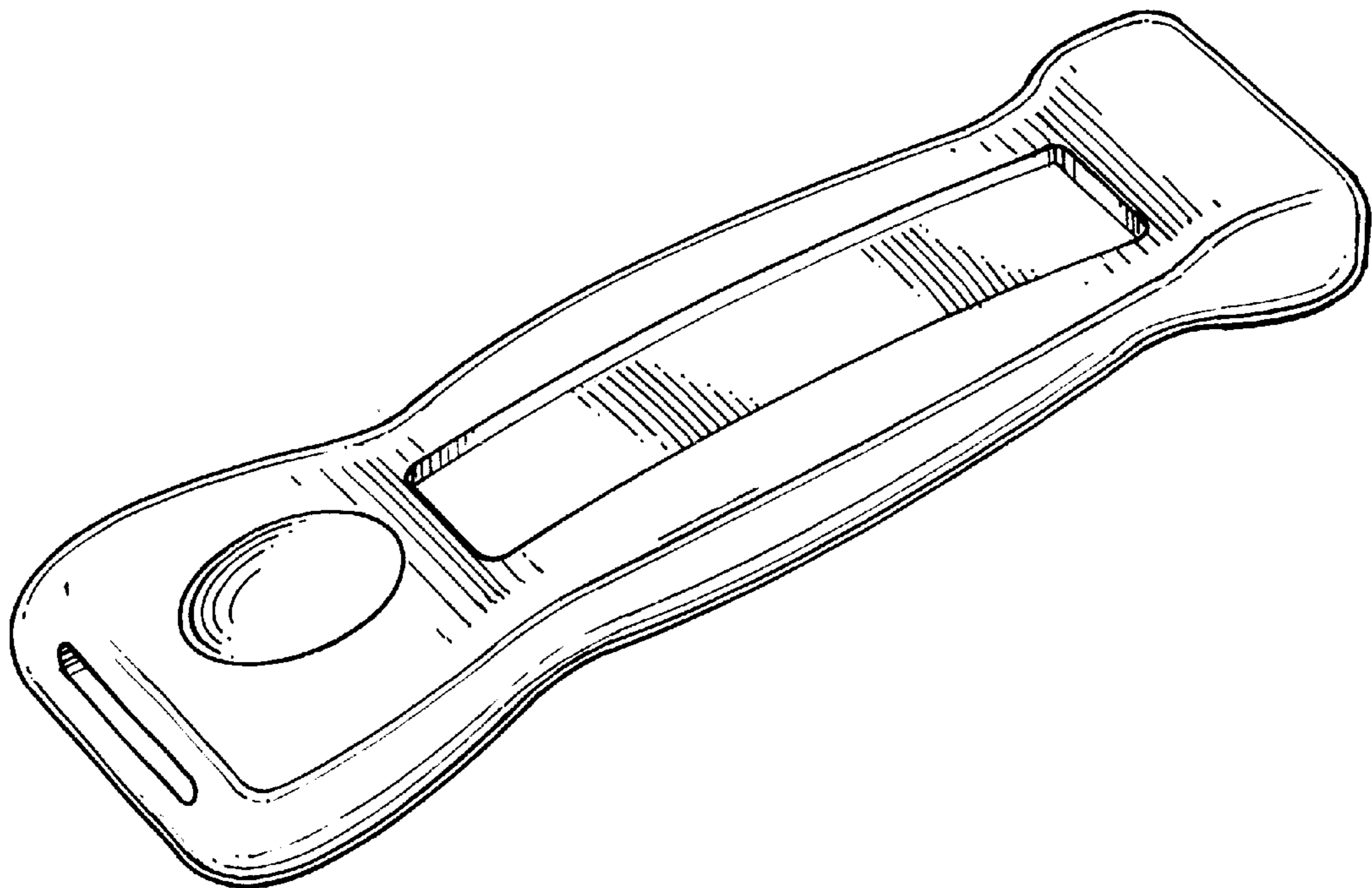
FIG. 2 is a top plan view thereof, the bottom plan view being a mirror image of FIG. 2;

FIG. 3 is a left side elevational view thereof, the right side elevational view being a mirror image of FIG. 3;

FIG. 4 is a rear elevational view thereof; and,

FIG. 5 is a front elevational view thereof.

1 Claim, 2 Drawing Sheets



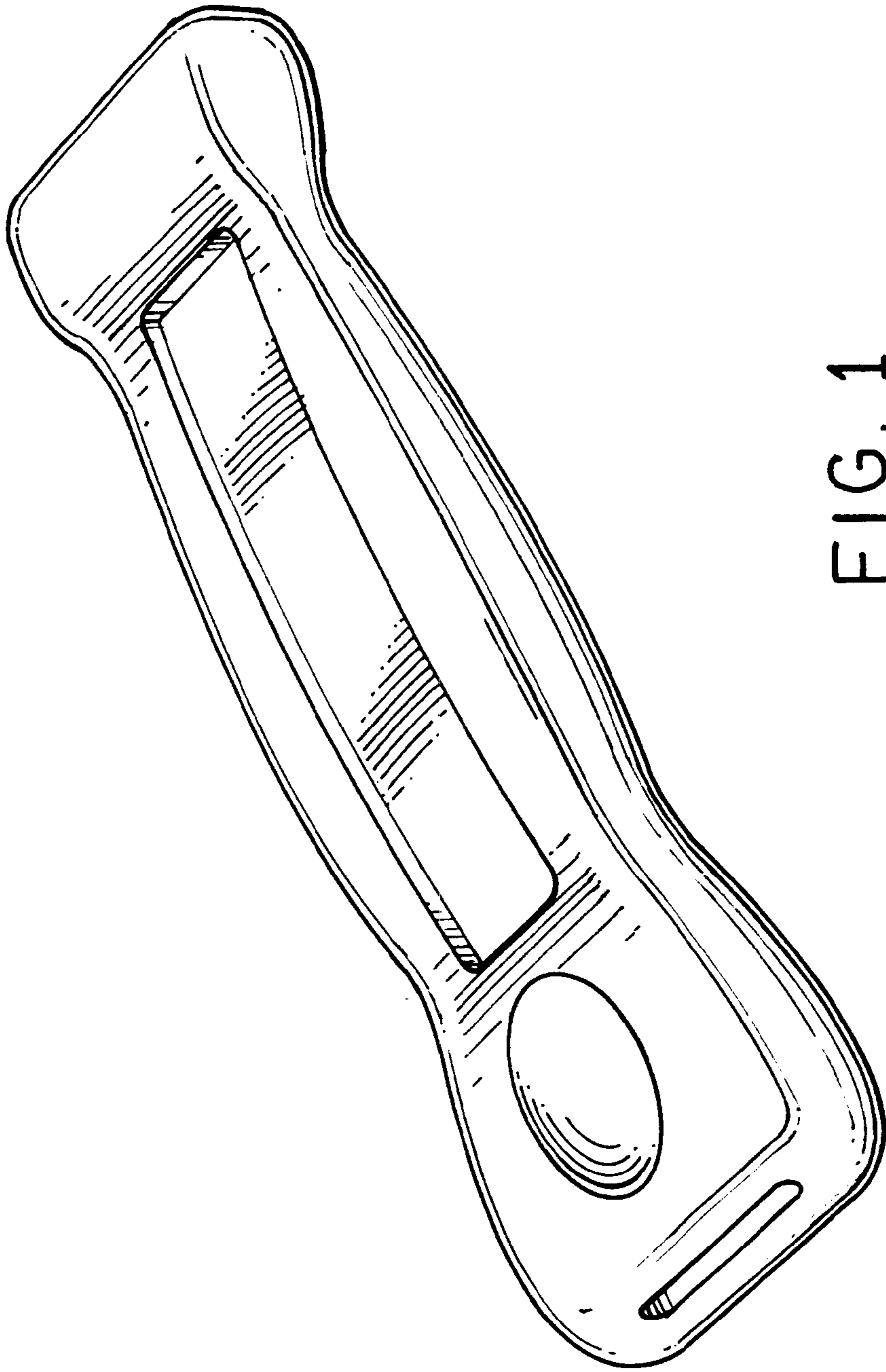


FIG. 1

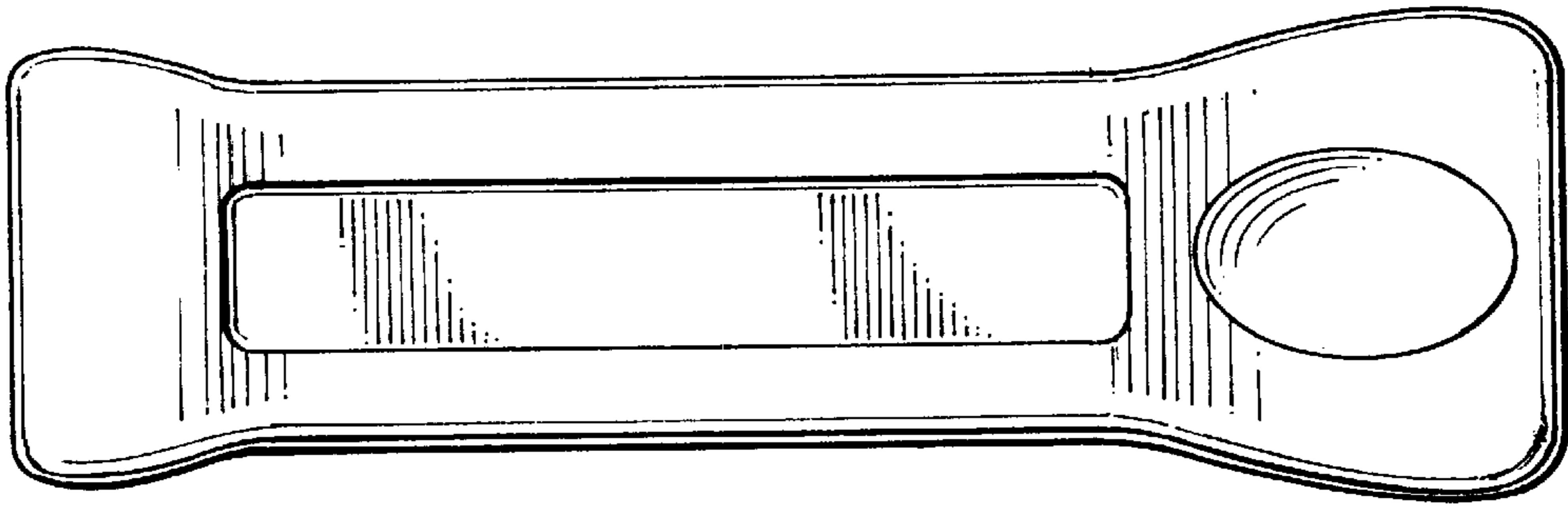


FIG. 2




FIG. 3

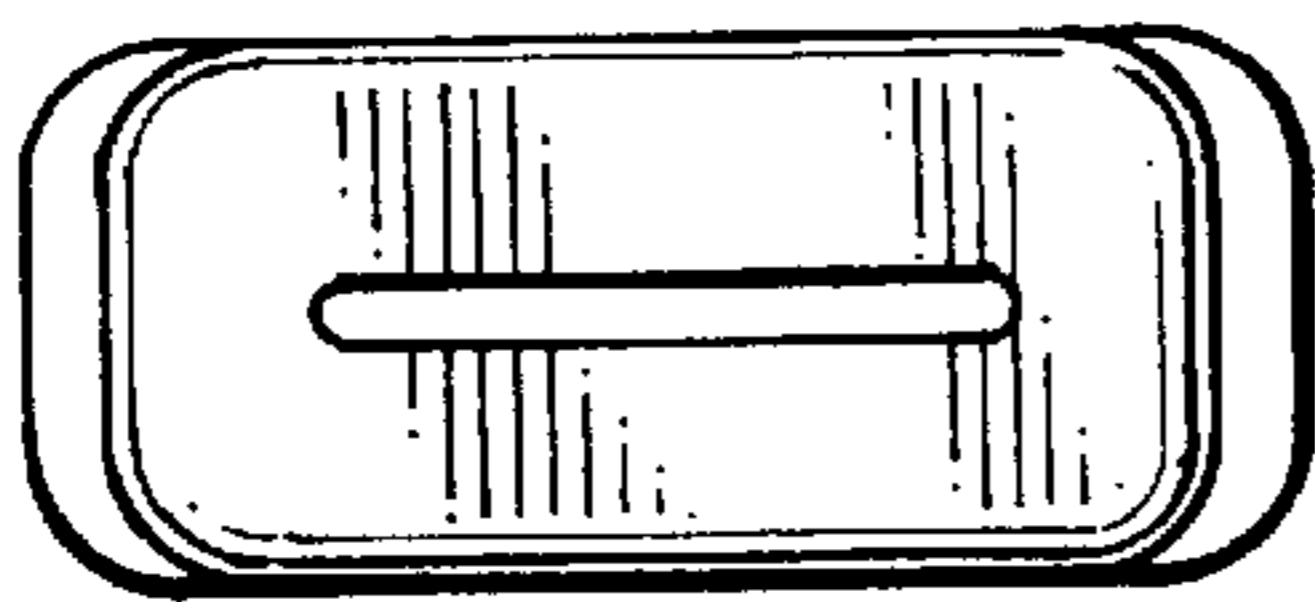


FIG. 4

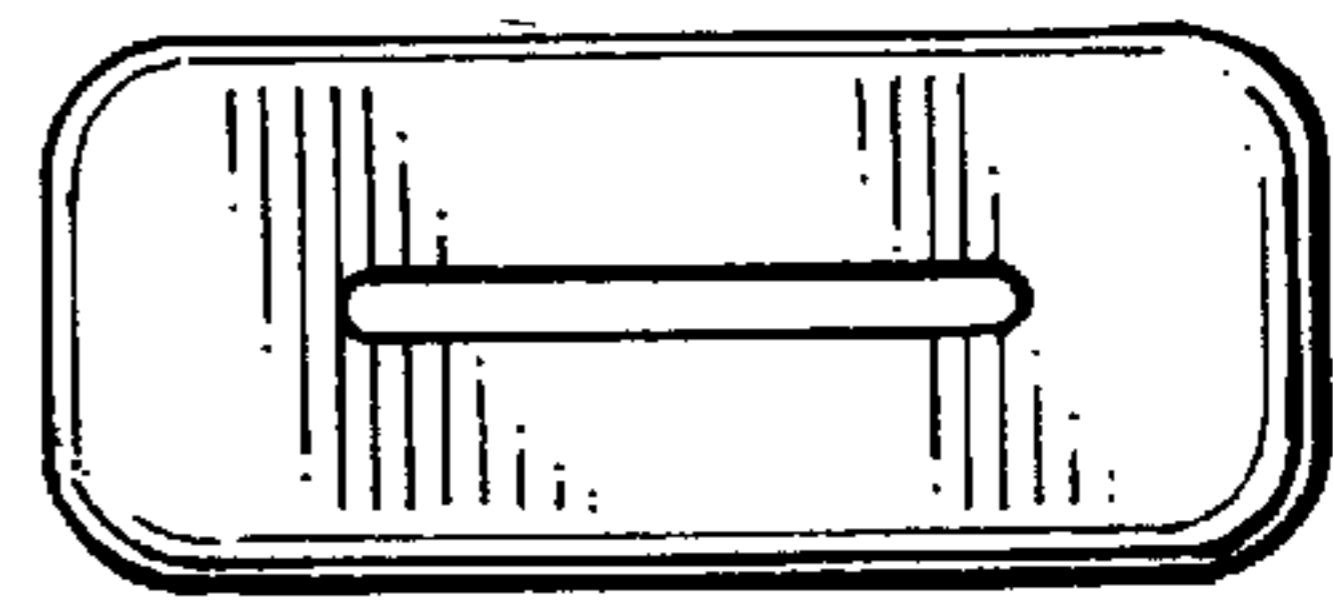


FIG. 5