



US00D460585S

(12) **United States Design Patent**  
**Johnson**

(10) **Patent No.:** **US D460,585 S**

(45) **Date of Patent:** **\*\* Jul. 16, 2002**

(54) **GOLF GLOVE AND HOOK-AND-LOOP ATTACHMENT STRAP**

(76) **Inventor:** **Fred Johnson**, 111 Tilla Dr., Kelso, WA (US) 98626

(\*\*) **Term:** **14 Years**

(21) **Appl. No.:** **29/149,629**

(22) **Filed:** **Oct. 12, 2001**

(51) **LOC (7) Cl.** ..... **29-02**

(52) **U.S. Cl.** ..... **D29/116.2**

(58) **Field of Search** ..... D29/113, 116.2, D29/117.1, 117.2, 123; D2/610, 615-621, 623; D24/190; 2/16, 159-161.8, 907, 910, 917; 66/174; 15/227; D28/174

(56) **References Cited**

**U.S. PATENT DOCUMENTS**

|           |   |           |                       |           |
|-----------|---|-----------|-----------------------|-----------|
| 3,368,811 | A | 2/1968    | Finney                |           |
| 3,532,344 | A | 10/1970   | Masstab               |           |
| 4,159,115 | A | 6/1979    | Ticktin et al.        |           |
| D256,184  | S | * 8/1980  | Kupperman et al. .... | D29/117.2 |
| 4,504,980 | A | 3/1985    | Butcher               |           |
| 4,665,565 | A | 5/1987    | Odom                  |           |
| 4,691,387 | A | * 9/1987  | Lopez .....           | D29/117 X |
| D294,984  | S | * 3/1988  | Green .....           | D29/117.2 |
| D308,436  | S | 6/1990    | Weitzell              |           |
| 5,033,120 | A | * 7/1991  | Myers .....           | 2/161.3   |
| 5,253,367 | A | * 10/1993 | Lapley .....          | 2/161.3   |
| 5,462,280 | A | 10/1995   | Dickerson             |           |

|           |   |           |                      |             |
|-----------|---|-----------|----------------------|-------------|
| D364,357  | S | * 11/1995 | Ledgerwood, II ....  | D29/117.2 X |
| D368,352  | S | * 4/1996  | Torres .....         | D2/619      |
| 5,692,242 | A | * 12/1997 | Tekerman et al. .... | 2/161.1     |
| 5,715,539 | A | * 2/1998  | Benecki et al. ....  | 2/160       |
| 6,041,438 | A | * 3/2000  | Kirkwood .....       | 2/161.1     |

\* cited by examiner

*Primary Examiner*—Louis S. Zarfaz

*Assistant Examiner*—Robert A. Delehanty

(57) **CLAIM**

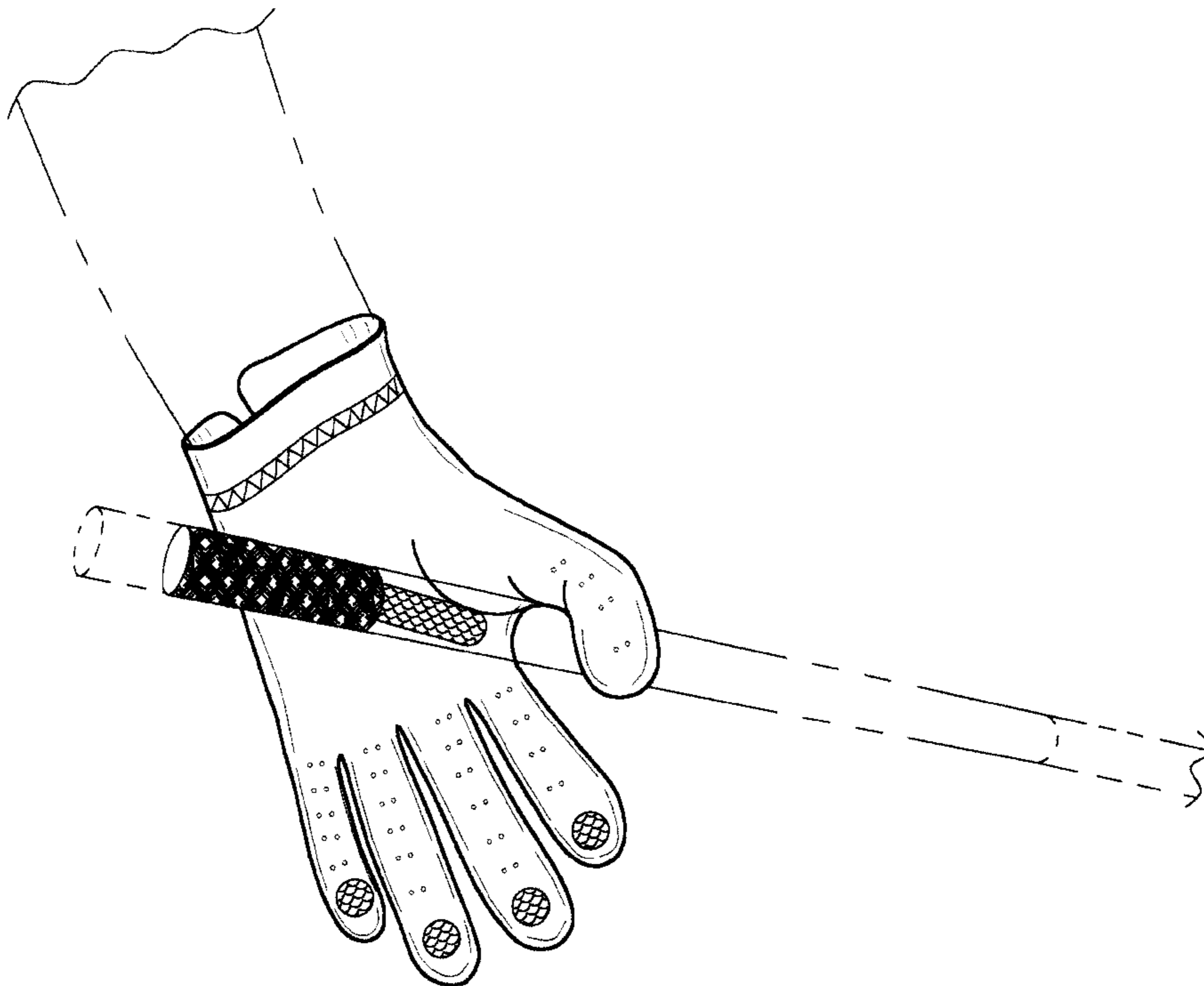
The ornamental design for a golf glove and hook-and-loop attachment strap, as shown and described.

**DESCRIPTION**

FIG. 1 is a front elevation view of a golf glove and hook-and-loop attachment strap showing my new design with the strap shown broken away for clarity of illustration. FIG. 2 is a rear elevation view thereof; FIG. 3 is a left side elevation view thereof; FIG. 4 is a right side elevation view thereof; FIG. 5 is a top plan view thereof; FIG. 6 is a bottom plan view thereof; and, FIG. 7 is a top, front perspective view shown on a reduced scale showing the golf glove in condition of use on a hand and the hook-and-loop attachment strap on a golf club thereof.

The broken lines showing of an arm and golf club in FIG. 7 are for illustrative purposes only and form no part of the claimed design.

**1 Claim, 5 Drawing Sheets**



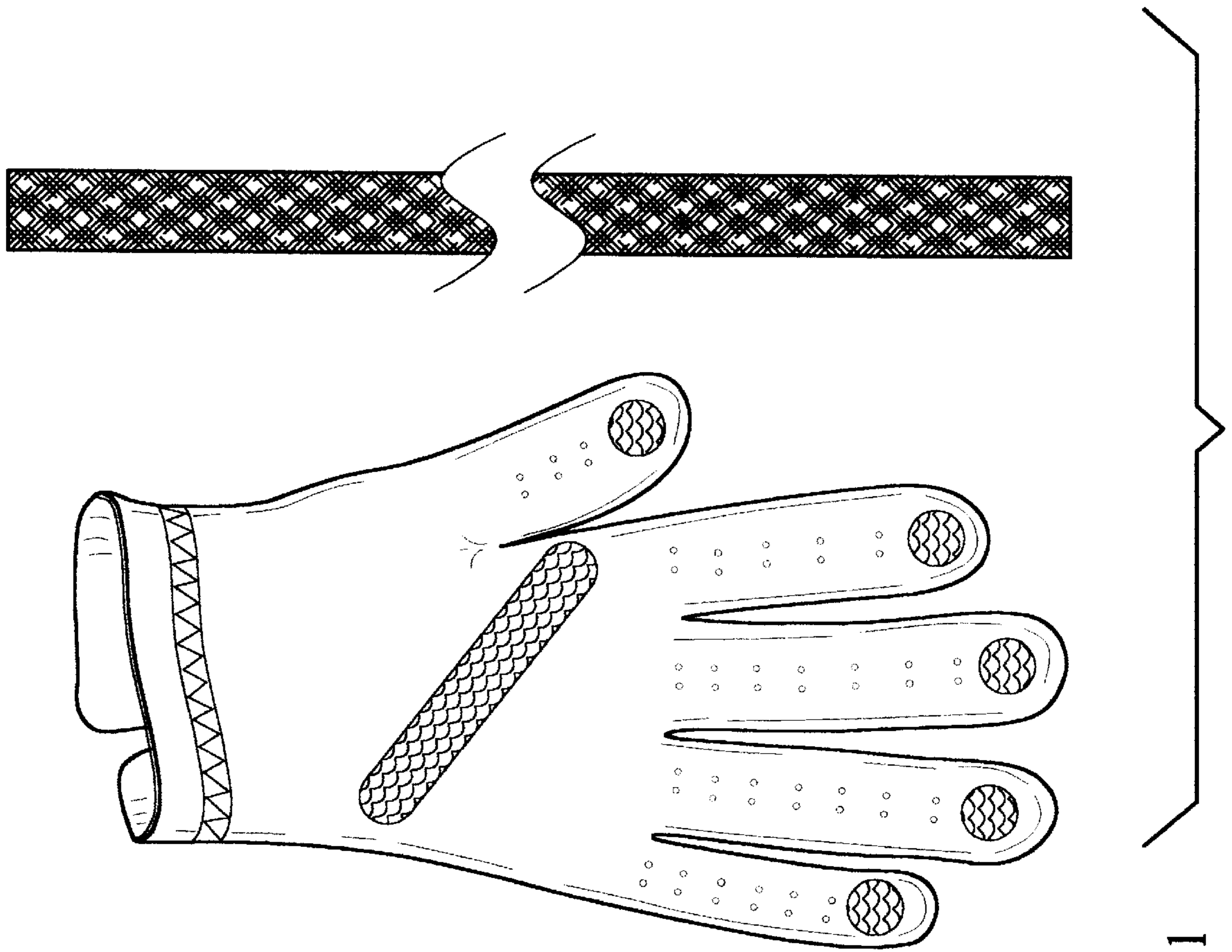


FIG. 1

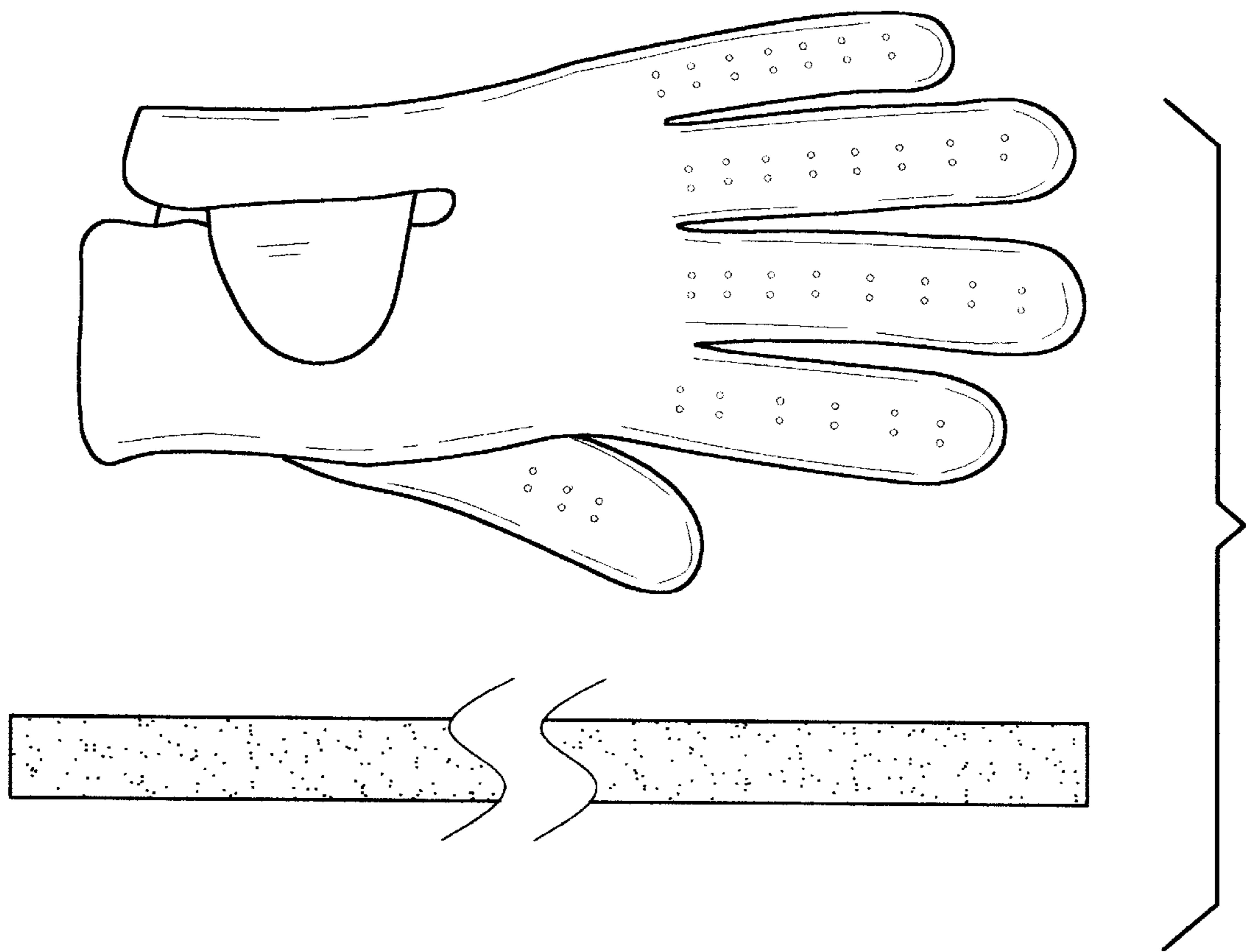


FIG. 2

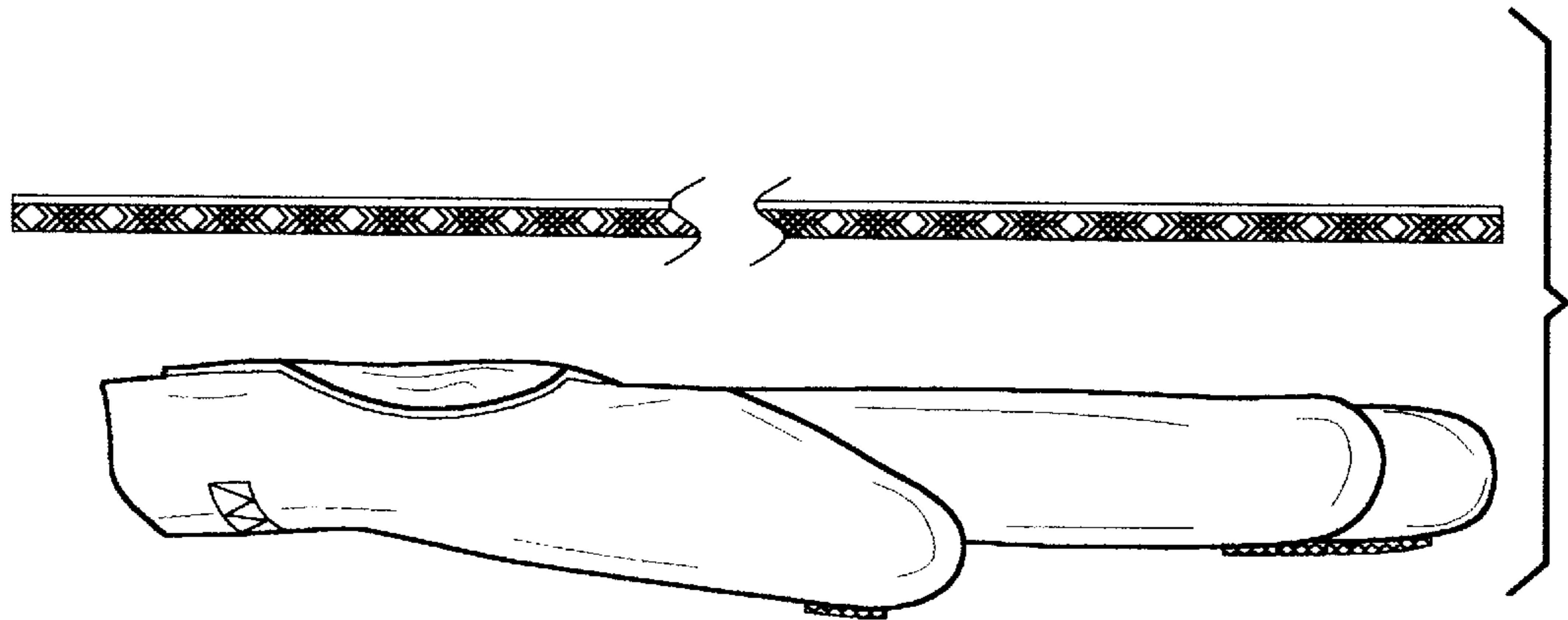


FIG. 4

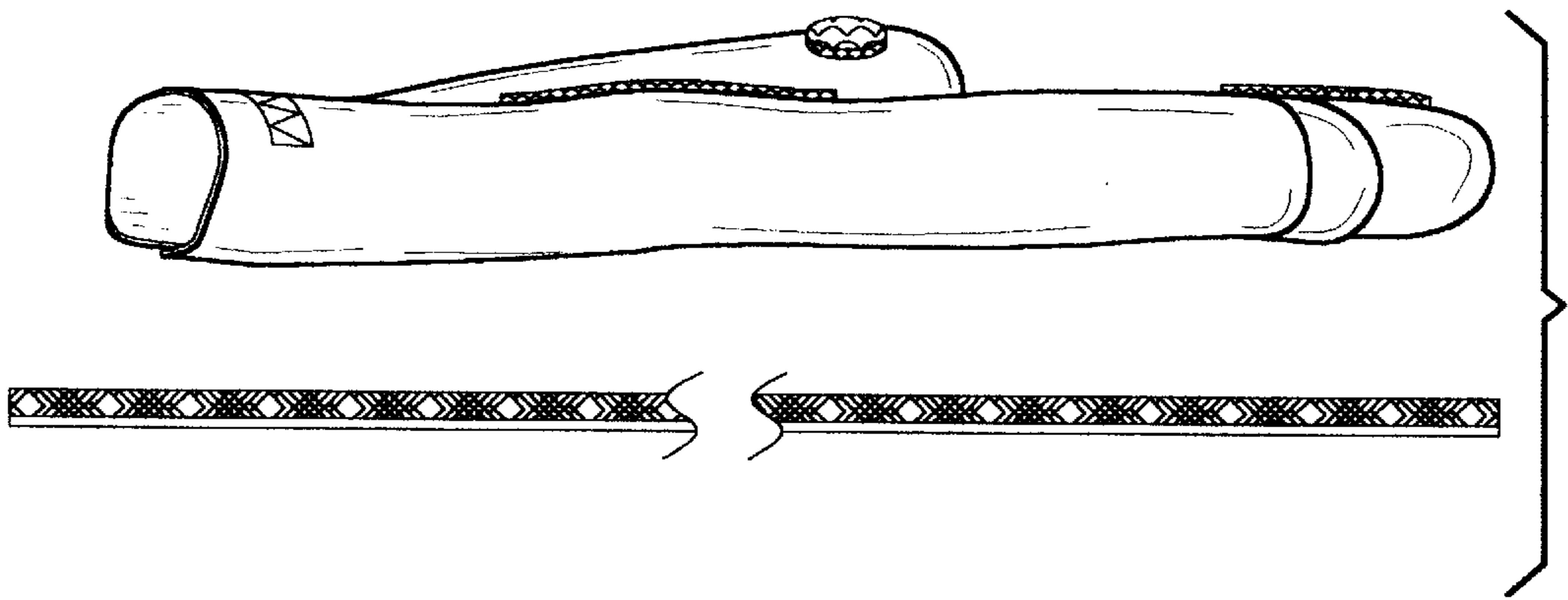


FIG. 3

FIG. 5

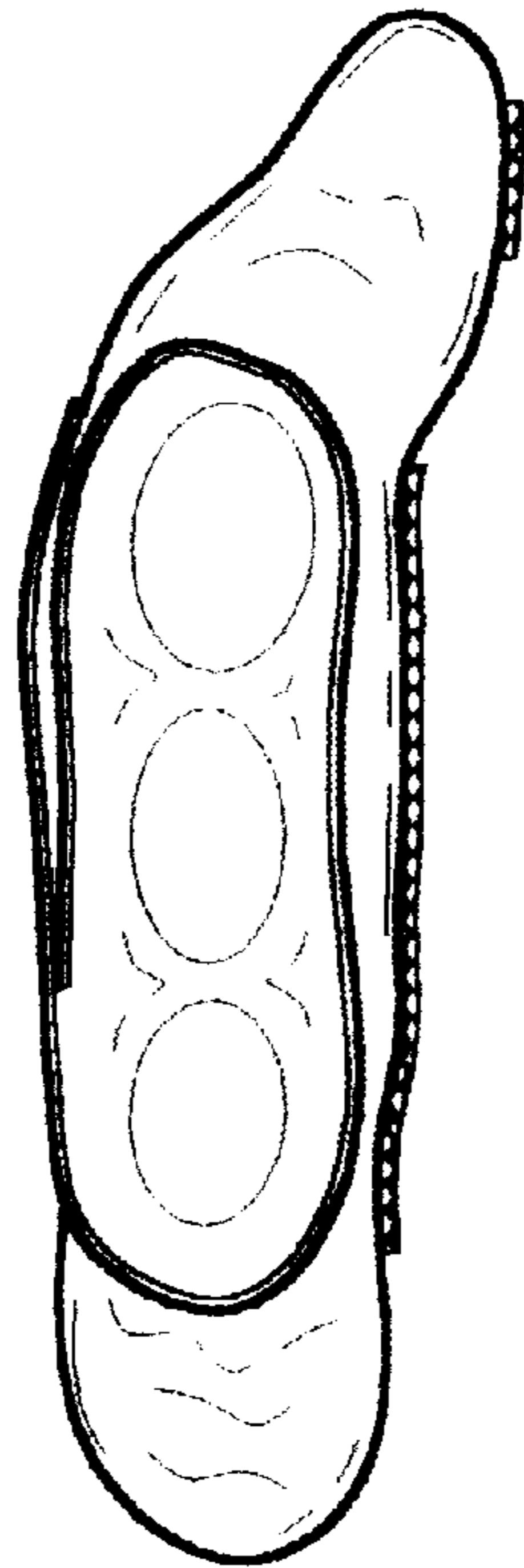
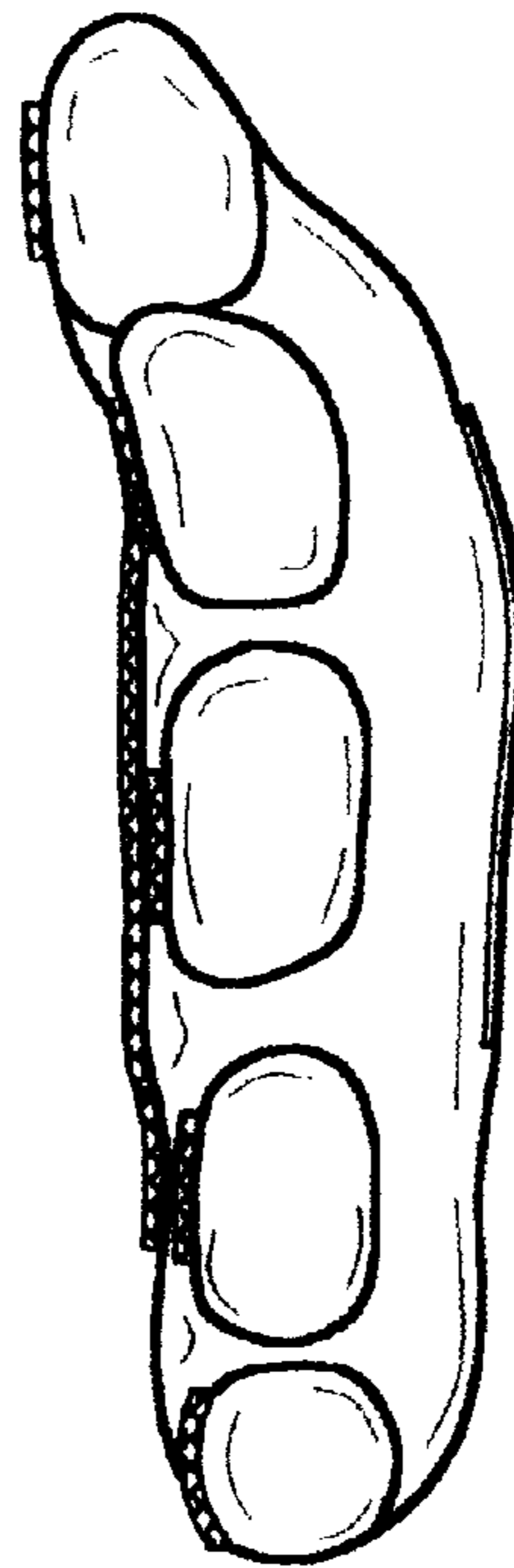


FIG. 6





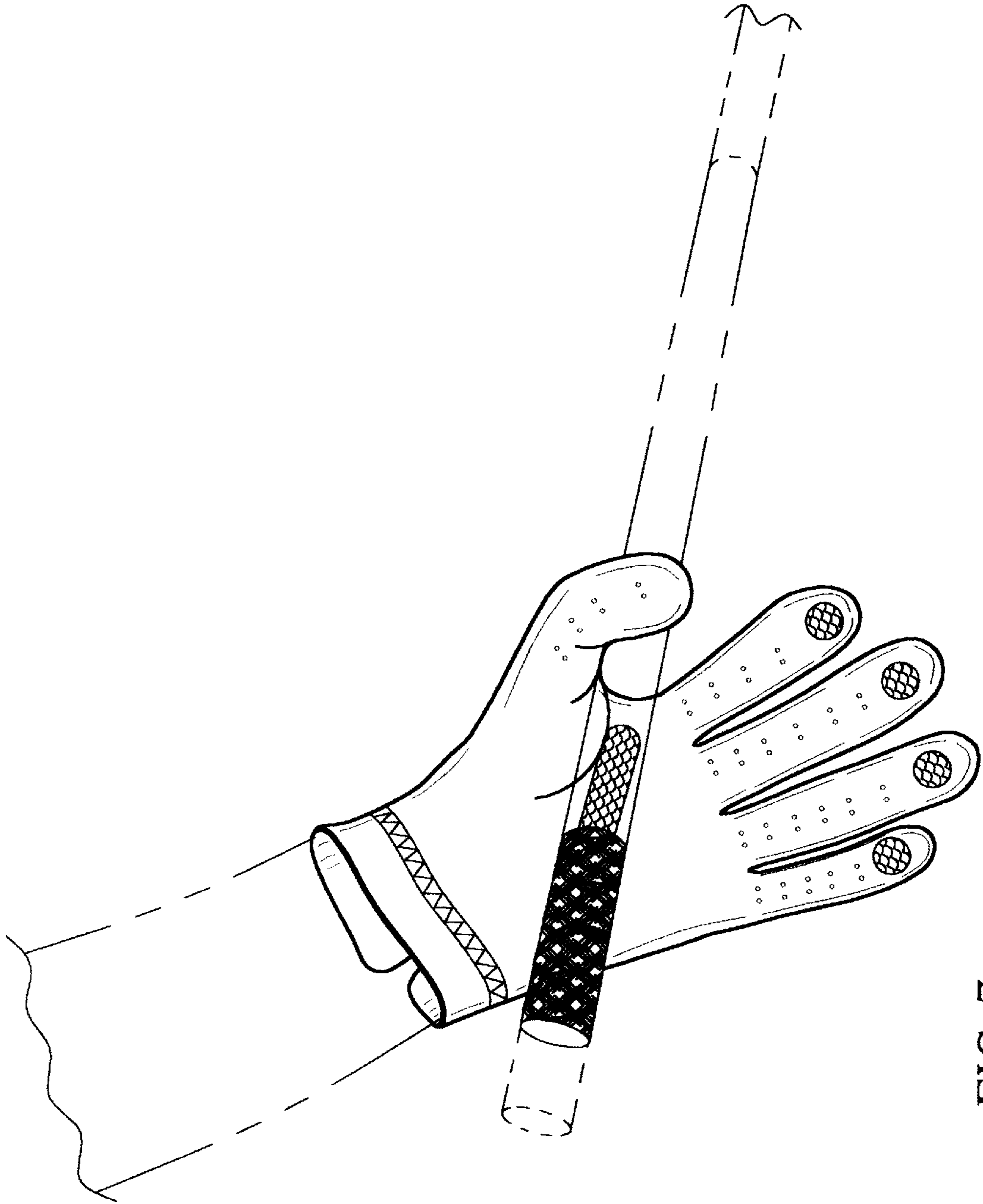


FIG. 7