



US00D460583S

(12) **United States Design Patent**  
**Antler**

(10) **Patent No.:** **US D460,583 S**

(45) **Date of Patent:** **\*\* Jul. 16, 2002**

(54) **DENTAL FLOSS HOLDER**

(76) **Inventor:** **Steven M. Antler**, 6 Shields La.,  
Darien, CT (US) 06820

(\*\*) **Term:** **14 Years**

(21) **Appl. No.:** **29/152,406**

(22) **Filed:** **Dec. 21, 2001**

(51) **LOC (7) Cl.** ..... **28-03**

(52) **U.S. Cl.** ..... **D28/65; D28/66**

(58) **Field of Search** ..... **D28/66, 65, 68;**  
**D24/152; 132/323, 327, 329, 321**

(56) **References Cited**

**U.S. PATENT DOCUMENTS**

D49,907 S	*	11/1916	Muchow	.....	D28/66
1,533,664 A		4/1925	Sanford		
2,059,287 A		11/1936	Storm		
D109,497 S		5/1938	Morcom		
2,162,240 A	*	6/1939	Boldusoff	.....	D28/68
2,180,522 A		11/1939	Henne		
2,443,415 A		6/1948	Buscarino		
D211,880 S		8/1968	Giuseppe		
D216,545 S		2/1970	Russell		
3,631,869 A	*	1/1972	Espinosa	.....	132/323
3,642,011 A		2/1972	Thompson		
D227,896 S		7/1973	Chodorow		
3,783,883 A		1/1974	Alexander		
D235,774 S		7/1975	Allen et al.		
D241,985 S		10/1976	Chinque		
4,006,750 A	*	2/1977	Chodorow	.....	132/323
D256,955 S		9/1980	Rogers		
D259,365 S		5/1981	Petrovic		
D274,375 S		6/1984	Tomlin		
D276,088 S		10/1984	Fong		

D279,826 S	7/1985	Schindler
4,615,349 A	10/1986	Kukuruzinski
D301,071 S	5/1989	Franchi
D301,072 S	5/1989	Ross, Jr.
D303,300 S	9/1989	Zarrehparrar
D309,803 S	8/1990	Potter
5,101,843 A	4/1992	Peng
5,222,510 A	6/1993	Zuehlsdorf
5,246,021 A	9/1993	Katz
D343,478 S	1/1994	Poulos et al.
D361,157 S	8/1995	Carl et al.
D381,122 S	7/1997	Ando
D382,367 S	8/1997	Andrade et al.
5,704,379 A	1/1998	Krynicky
D398,076 S	9/1998	Hafkin
D403,120 S	12/1998	Enriquez
5,881,745 A	3/1999	Landis
D410,115 S	5/1999	Chodorow

\* cited by examiner

*Primary Examiner*—Lucy Lieberman  
(74) *Attorney, Agent, or Firm*—Shlesinger, Arkwright & Garvey LLP

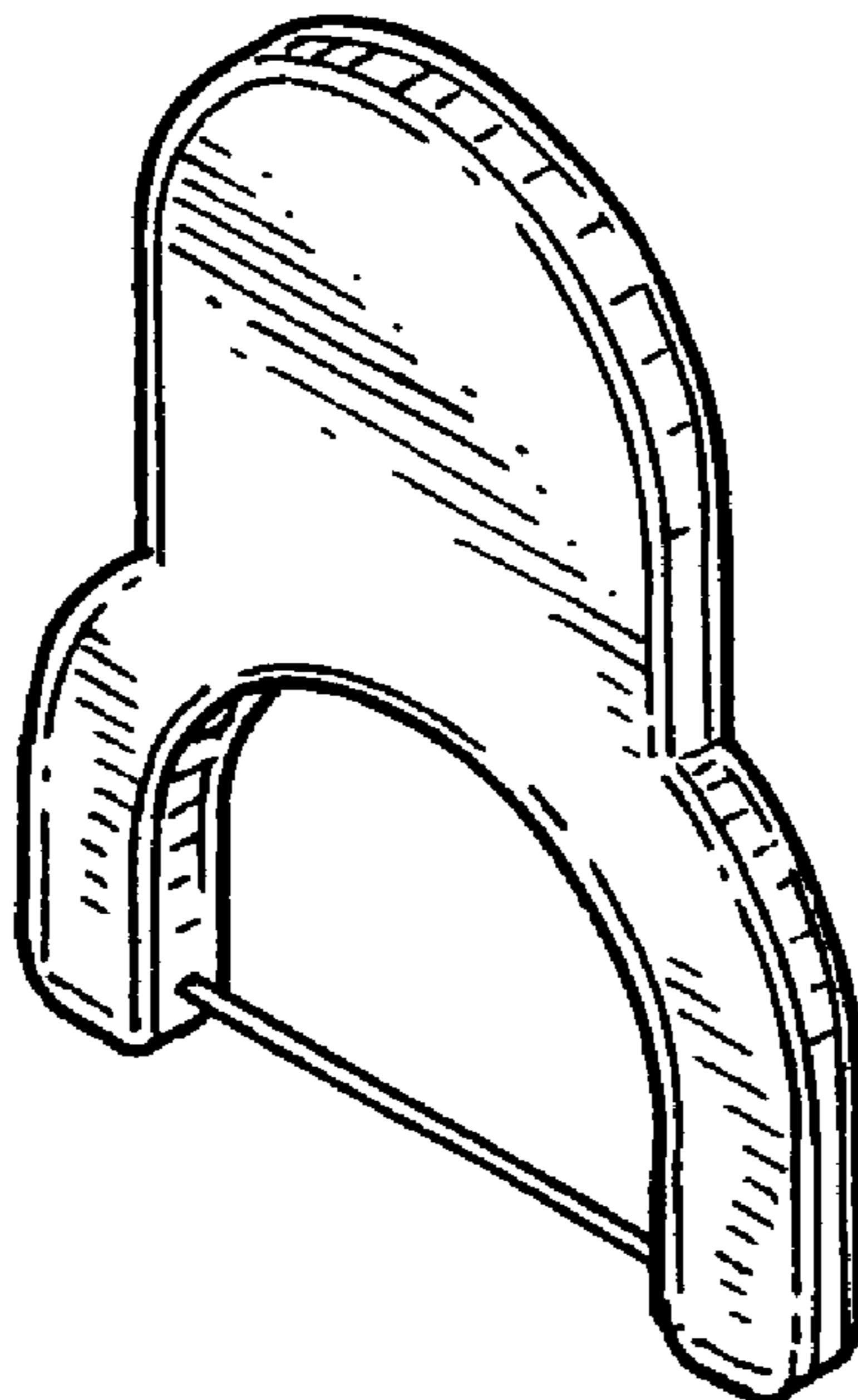
(57) **CLAIM**

The ornamental design for a dental floss holder, as shown and described.

**DESCRIPTION**

FIG. 1 is a perspective view of a dental floss holder showing my new design;  
FIG. 2 is side view of FIG. 1;  
FIG. 3 is a front view of FIG. 1;  
FIG. 4 is a bottom view of the dental floss holder; and,  
FIG. 5 is a top view of the dental floss holder.

**1 Claim, 1 Drawing Sheet**



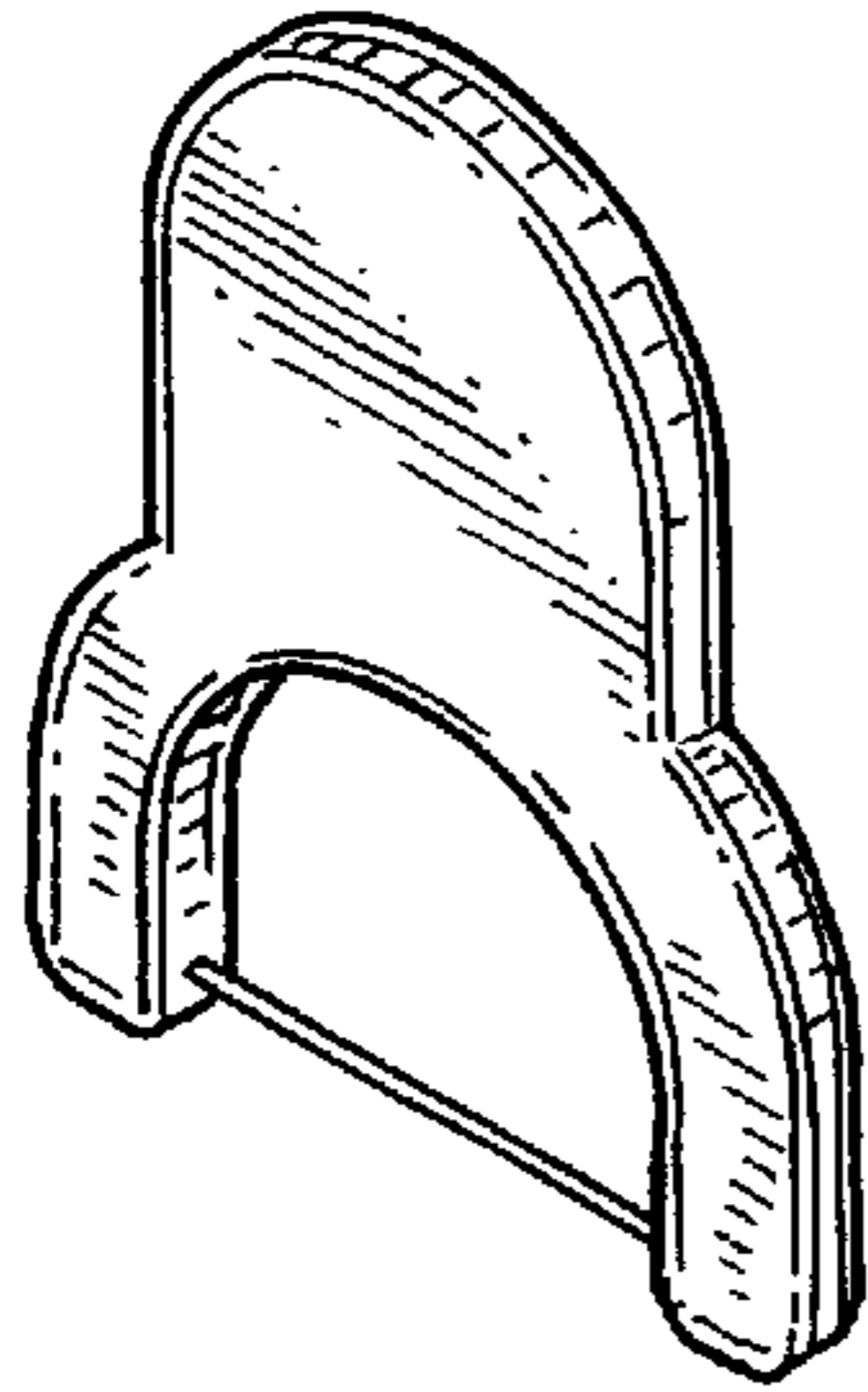


FIG. 1



FIG. 2

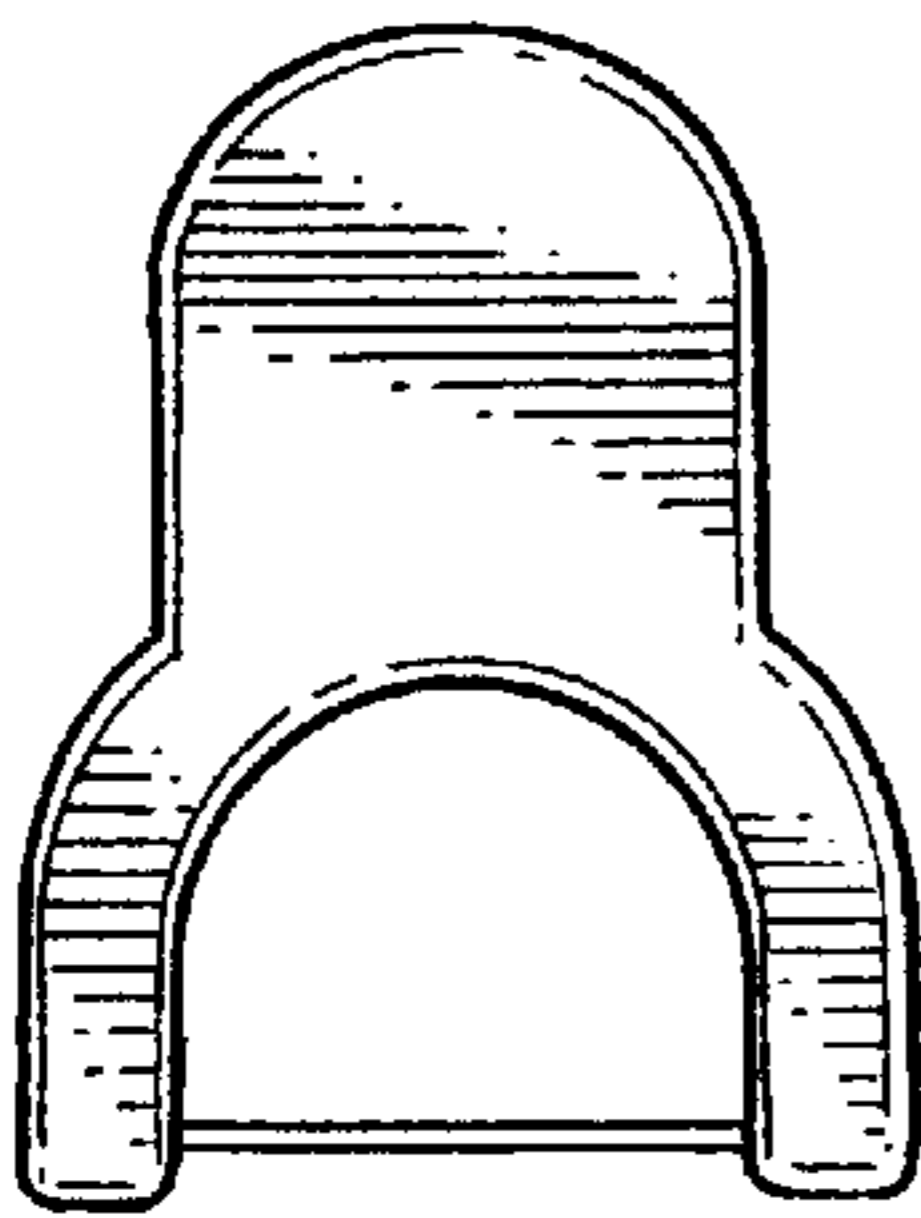


FIG. 3

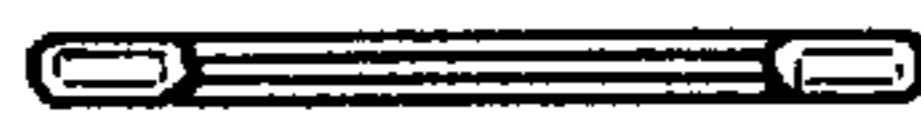


FIG. 4




FIG. 5