



US00D460582S

(12) **United States Design Patent**
Rieser

(10) **Patent No.:** **US D460,582 S**

(45) **Date of Patent:** **** Jul. 16, 2002**

(54) **NAIL FILE**

(76) **Inventor:** **Udo Rieser**, Taunusring 28, D-65205
Wiesbaden (DE)

(**) **Term:** **14 Years**

(21) **Appl. No.:** **29/150,971**

(22) **Filed:** **Oct. 31, 2001**

(30) **Foreign Application Priority Data**

May 3, 2001 (DE) 401 04 361

(51) **LOC (7) Cl.** **28-03**

(52) **U.S. Cl.** **D28/59**

(58) **Field of Search** D28/56, 57, 59;
D8/90-94, 107; 132/73, 73.5, 75.3, 75.6,
76.2, 76.4, 76.5

(56) **References Cited**

U.S. PATENT DOCUMENTS

D114,390 S * 4/1939 Bocchino D28/59
2,247,567 A * 7/1941 Wendell 132/75.6

D203,793 S * 2/1966 Leopoldi D28/59
D435,318 S * 12/2000 Reiser D28/59
6,302,117 B1 * 10/2001 Tseng 132/76.4

* cited by examiner

Primary Examiner—Ted Shooman

Assistant Examiner—C Tuttle

(74) *Attorney, Agent, or Firm*—Milde & Hoffberg, LLP

(57) **CLAIM**

The ornamental design for a nail file, as shown and described.

DESCRIPTION

FIG. 1 is a perspective view of a nail file according to my design;

FIG. 2 is a left side view of FIG. 1;

FIG. 3 is a top view thereof;

FIG. 4 is an end view thereof;

FIG. 5 is a view of the end opposite FIG. 4;

FIG. 6 is a bottom view thereof; and,

FIG. 7 is a right side view thereof.

1 Claim, 1 Drawing Sheet

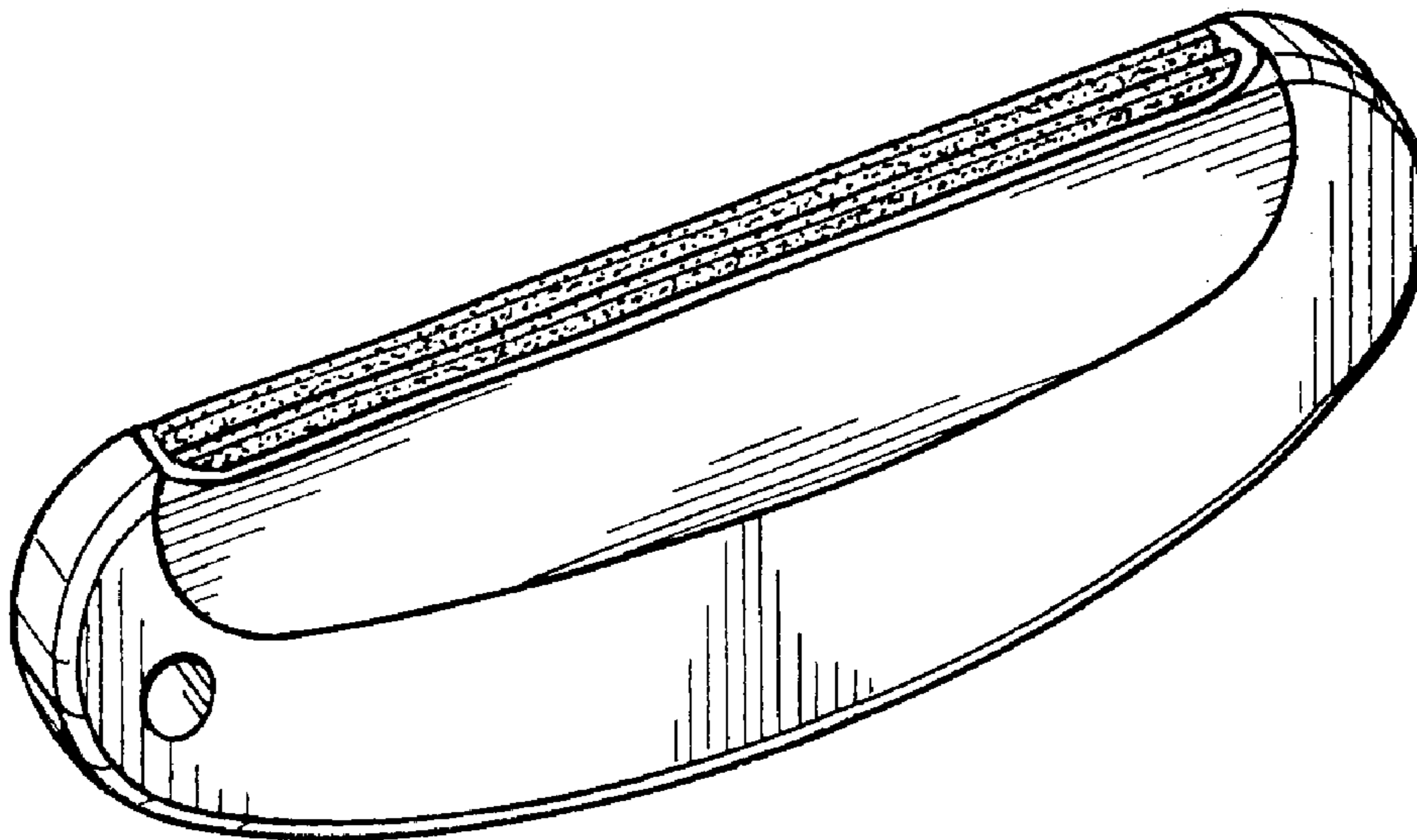


FIG. 6




FIG. 4

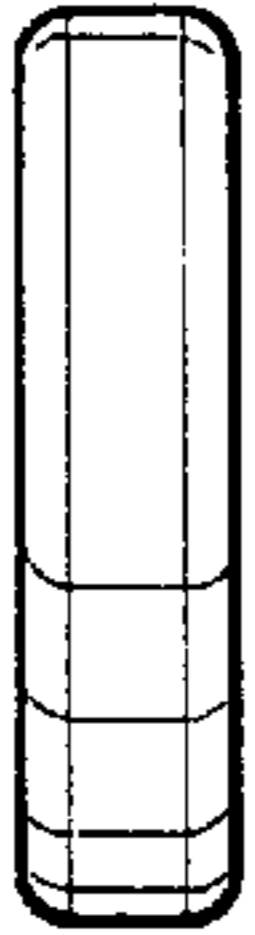


FIG. 2

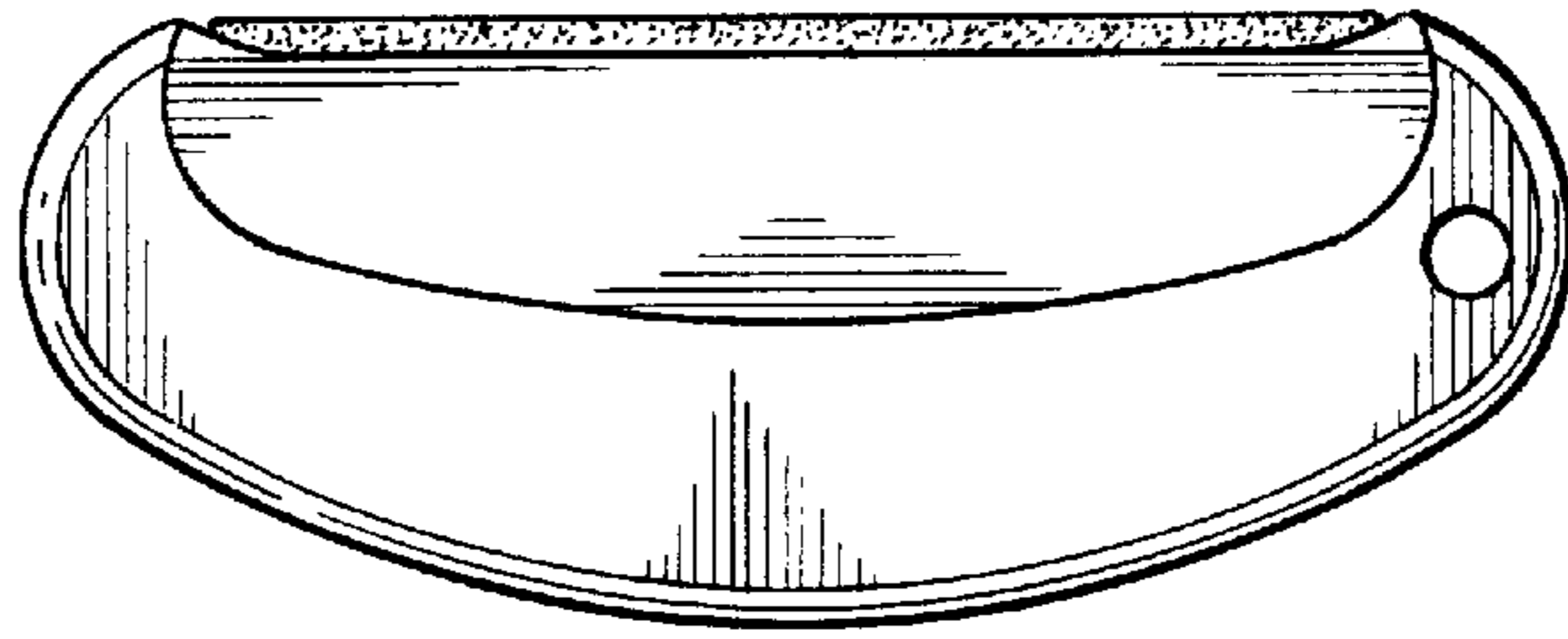


FIG. 5

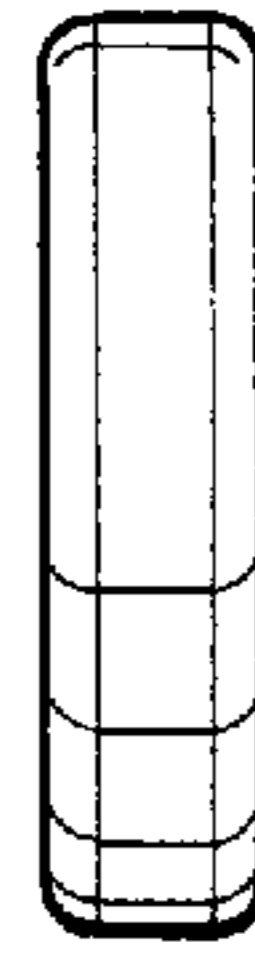


FIG. 3




FIG. 7

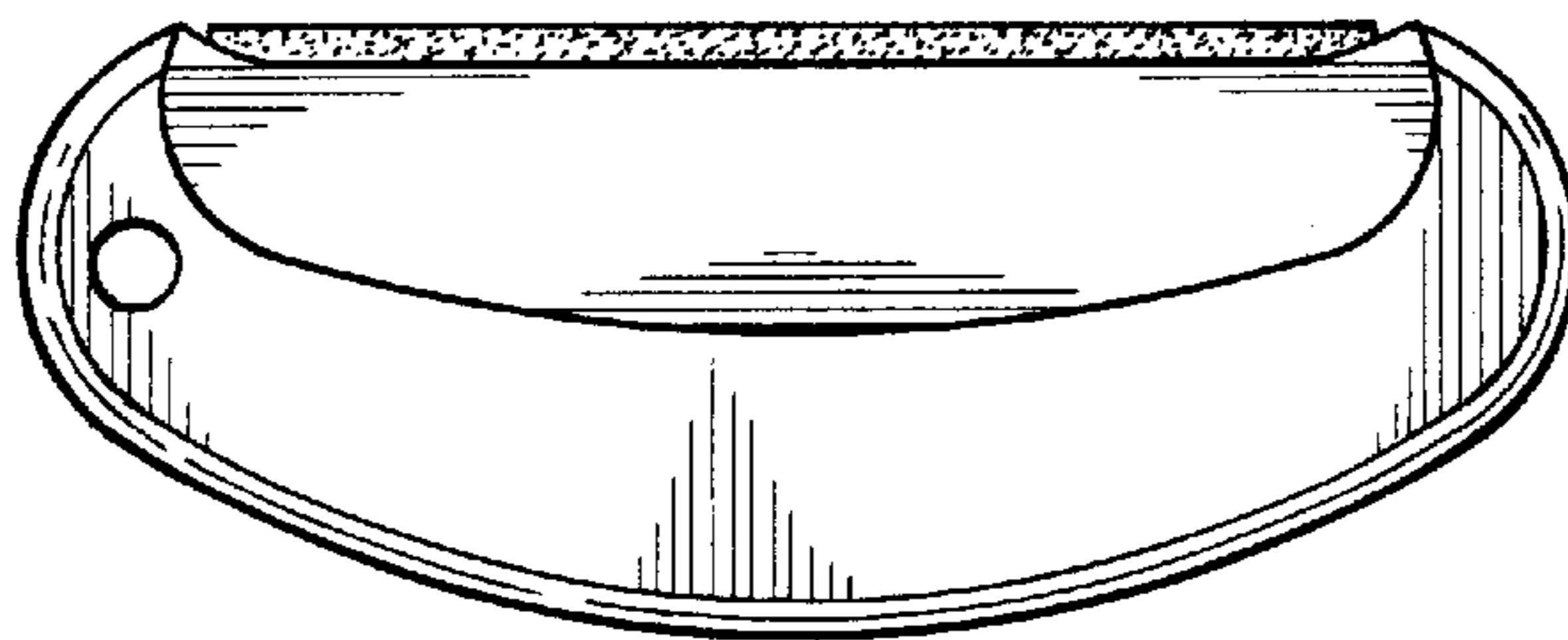


FIG. 1

