



US00D460579S

(12) **United States Design Patent**
Chen

(10) **Patent No.:** **US D460,579 S**

(45) **Date of Patent:** **** Jul. 16, 2002**

(54) **PIEZOELECTRIC LIGHTER**

(75) **Inventor:** **Peter Chen, S. El Monte, CA (US)**

(73) **Assignee:** **Techno Accessories, Inc., S. El Monte, CA (US)**

(**) **Term:** **14 Years**

(21) **Appl. No.:** **29/147,964**

(22) **Filed:** **Sep. 10, 2001**

(51) **LOC (7) Cl. 27-05**

(52) **U.S. Cl. D27/157**

(58) **Field of Search D27/141, 154, 157, 159, 160; 431/129, 130, 132, 142-144, 151, 253, 254-256, 267, 273, 274, 277**

(56) **References Cited**

U.S. PATENT DOCUMENTS

D397,499 S * 8/1998 Saito et al. D27/157

D440,009 S * 4/2001 Xu D27/157

D441,132 S * 4/2001 Xie et al. D27/157

D446,603 S * 8/2001 Chen D27/157

* cited by examiner

Primary Examiner—Jennifer Rivard

(74) *Attorney, Agent, or Firm*—Raymond Y. Chan; David and Raymond Patent Group

(57) **CLAIM**

The ornamental design for a piezoelectric lighter, as shown.

DESCRIPTION

FIG. 1 is a perspective view showing my new design.

FIG. 2 is a front view thereof.

FIG. 3 is a rear view thereof.

FIG. 4 is a right end view thereof.

FIG. 5 is a left end view thereof.

FIG. 6 is a top view thereof; and,

FIG. 7 is a bottom view thereof.

1 Claim, 7 Drawing Sheets






FIG. 1




FIG. 2




FIG. 3




FIG 4




FIG. 5




FIG. 6




FIG. 7