



US00D460560S

(12) **United States Design Patent**
Chomik et al.

(10) **Patent No.: US D460,560 S**

(45) **Date of Patent: ** Jul. 16, 2002**

(54) **BABY BOTTLE**

(75) Inventors: **Richard S. Chomik**, Middlesex, NJ (US); **Wendy E. Salustro**, Fairfield, CT (US); **Martin C. Smith**; **Greg Mote**, both of Los Angeles, CA (US)

(73) Assignee: **Playtex Products, Inc.**, Westport, CT (US)

(**) Term: **14 Years**

(21) Appl. No.: **29/108,920**

(22) Filed: **Aug. 5, 1999**

Related U.S. Application Data

(63) Continuation of application No. 29/095,187, filed on Oct. 19, 1998, now Pat. No. Des. 435,108.

(51) **LOC (7) Cl.** **07-01**

(52) **U.S. Cl.** **D24/197**

(58) **Field of Search** D24/197; 215/11.1, 215/11.2, 11.3, 11.4, 11.5, 11.6

(56) **References Cited**

U.S. PATENT DOCUMENTS

3,366,261	A	1/1968	Dewey
4,303,170	A	12/1981	Panicci
4,545,491	A	10/1985	Bisgaard et al.
D282,232	S	1/1986	Bussell
4,613,050	A	9/1986	Atkin et al.

(List continued on next page.)

FOREIGN PATENT DOCUMENTS

GB	2 270 684	3/1994
----	-----------	--------

Primary Examiner—Stella Reid

(74) *Attorney, Agent, or Firm*—Ohlandt, Greeley, Ruggiero & Perle, LLP

(57) **CLAIM**

The ornamental design for a baby bottle, as shown and described.

DESCRIPTION

FIG. 1 is a perspective view of a baby bottle showing our new design, the threads being shown in broken lines for illustrative purposes only and forming no part of the claimed design;

FIG. 2 is a front view of the baby bottle of FIG. 1, the rear and side view of which except for the threads, are identical to the front view thereof;

FIG. 3 is a top view of the baby bottle of FIG. 1;

FIG. 4 is a bottom view of the baby bottle of FIG. 1;

FIG. 5 is the perspective view of a shorter version of the baby bottle of FIG. 1, the threads being shown in broken lines for illustrative purposes only and forming no part of the claimed design;

FIG. 6 is a front view of the baby bottle of FIG. 5, the rear and side views of which, except for the threads, are identical to the front view thereof, and the top and bottom views of which are identical to the views respectively shown in FIGS. 3 and 4;

FIG. 7 is a perspective view of another embodiment of the baby bottle of FIG. 1, the threads being shown in broken lines for illustrative purposes only and forming no part of the claimed design;

FIG. 8 is a front view of the baby bottle of FIG. 7, the rear and side views of which except for the threads, are identical to the front view thereof;


FIG. 9 is a top view of the baby bottle of FIG. 7;

FIG. 10 is a bottom view of the baby bottle of FIG. 7;

FIG. 11 is a perspective view of a shorter version of the baby bottle of FIG. 7, the threads being shown in broken lines for illustrative purpose only and forming no part of the claimed design; and,

FIG. 12 is a front view of the baby bottle of FIG. 11, the rear and side views of which, except for the threads, are identical to the front view thereof.

1 Claim, 4 Drawing Sheets



US D460,560 S

Page 2

U.S. PATENT DOCUMENTS

4,723,668 A	2/1988	Cheng		D368,528 S	4/1996	Allegre	
4,754,887 A *	7/1988	Ou	215/11.4	D368,529 S	4/1996	Allegre	
4,778,068 A	10/1988	Kohus		D370,262 S	5/1996	Allegre	
4,865,207 A	9/1989	Joyner et al.		5,544,766 A	8/1996	Dunn et al.	
D307,476 S	4/1990	Gonzalez et al.		5,579,935 A	12/1996	Atkin et al.	
D307,477 S	4/1990	Gonzalez et al.		D383,037 S	9/1997	Asberg	
D308,575 S	6/1990	Mariol		D383,847 S	9/1997	Skinner	
D312,878 S	12/1990	Mariol		D385,748 S	11/1997	Iodice et al.	
5,069,351 A	12/1991	Gunderson et al.		5,687,861 A	11/1997	Wiedemann	
D329,170 S	9/1992	Hoffer		5,692,630 A	12/1997	Hsu	
5,145,077 A	9/1992	Röhrig		D388,660 S	1/1998	Gründl	
5,150,801 A	9/1992	Held		5,749,483 A	5/1998	Tebeau	
D330,938 S	11/1992	Sakashita		D397,444 S	8/1998	Ibey	
D341,892 S	11/1993	Yagi		D404,138 S	1/1999	Meyers et al.	
5,316,160 A	5/1994	Cautereels		D404,254 S	1/1999	Asberg	
D356,160 S	3/1995	Cautereels		D408,221 S	4/1999	Asberg	
D363,990 S	11/1995	Dunn		6,112,919 A *	9/2000	Ho	215/11.4
D366,619 S	1/1996	Holbrook		D435,108 S *	12/2000	Chomik et al.	D24/197
5,499,729 A	3/1996	Greenwood et al.					

* cited by examiner




FIG. 1




FIG. 2




FIG. 3




FIG. 4

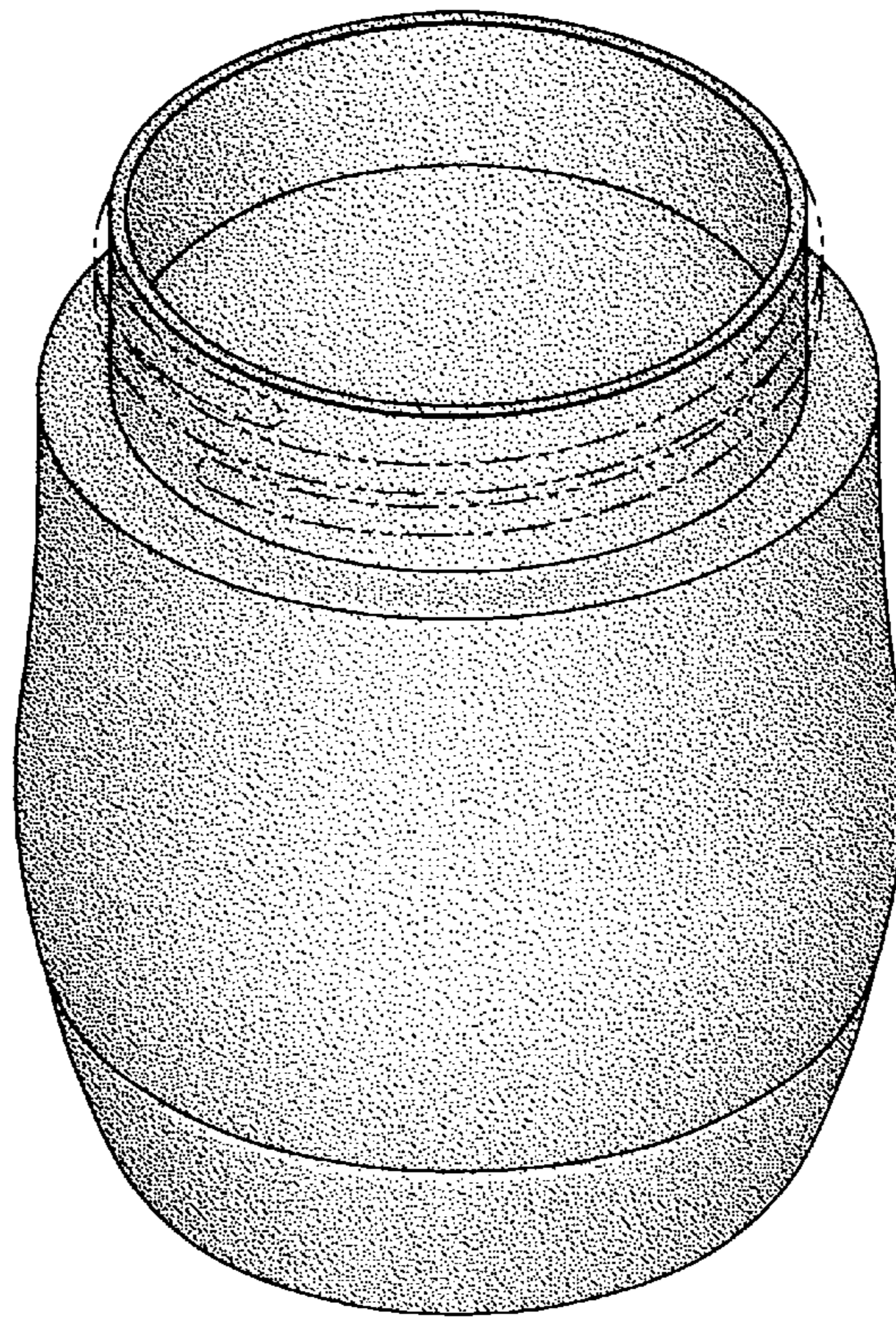


FIG. 5

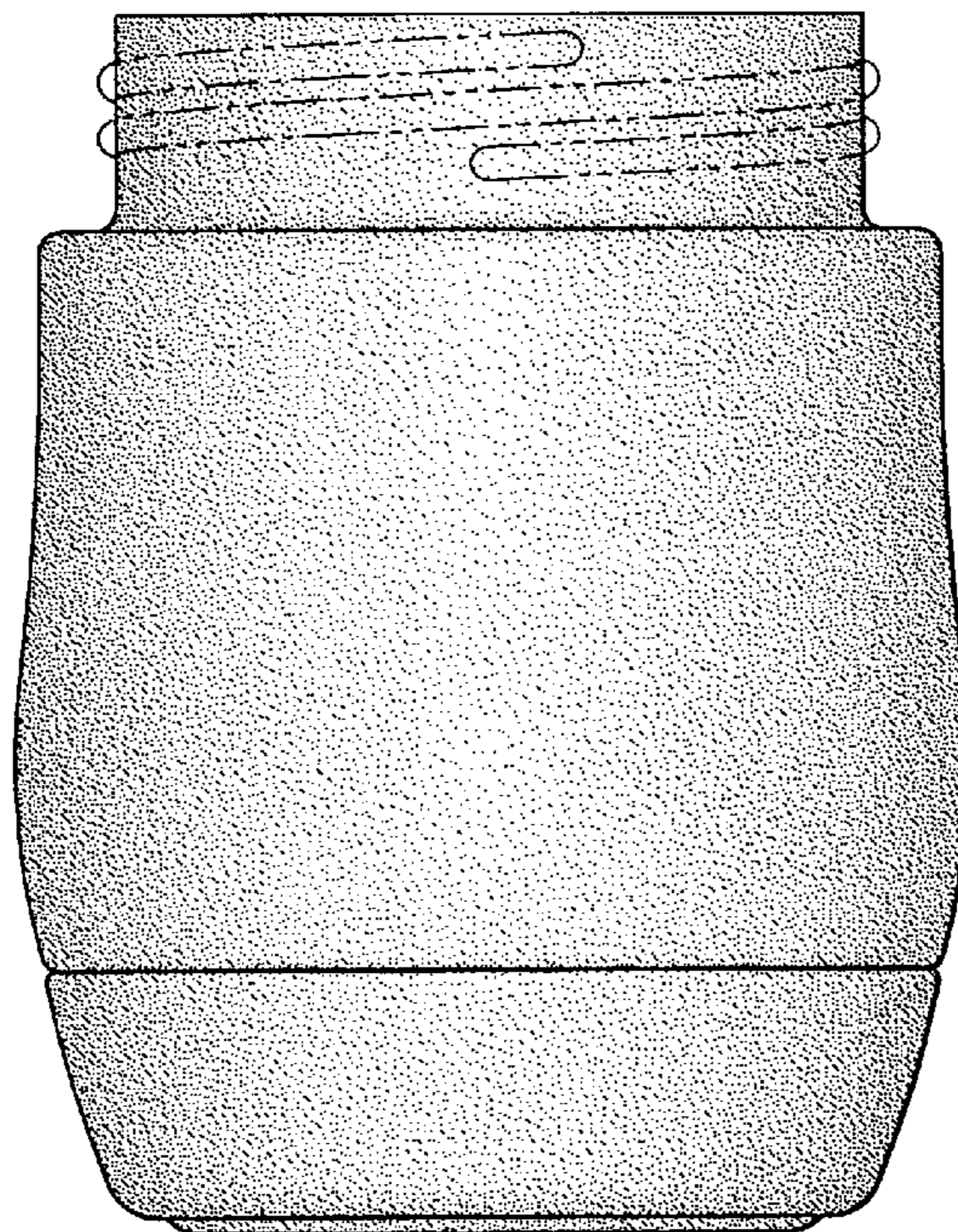


FIG. 6




FIG. 7

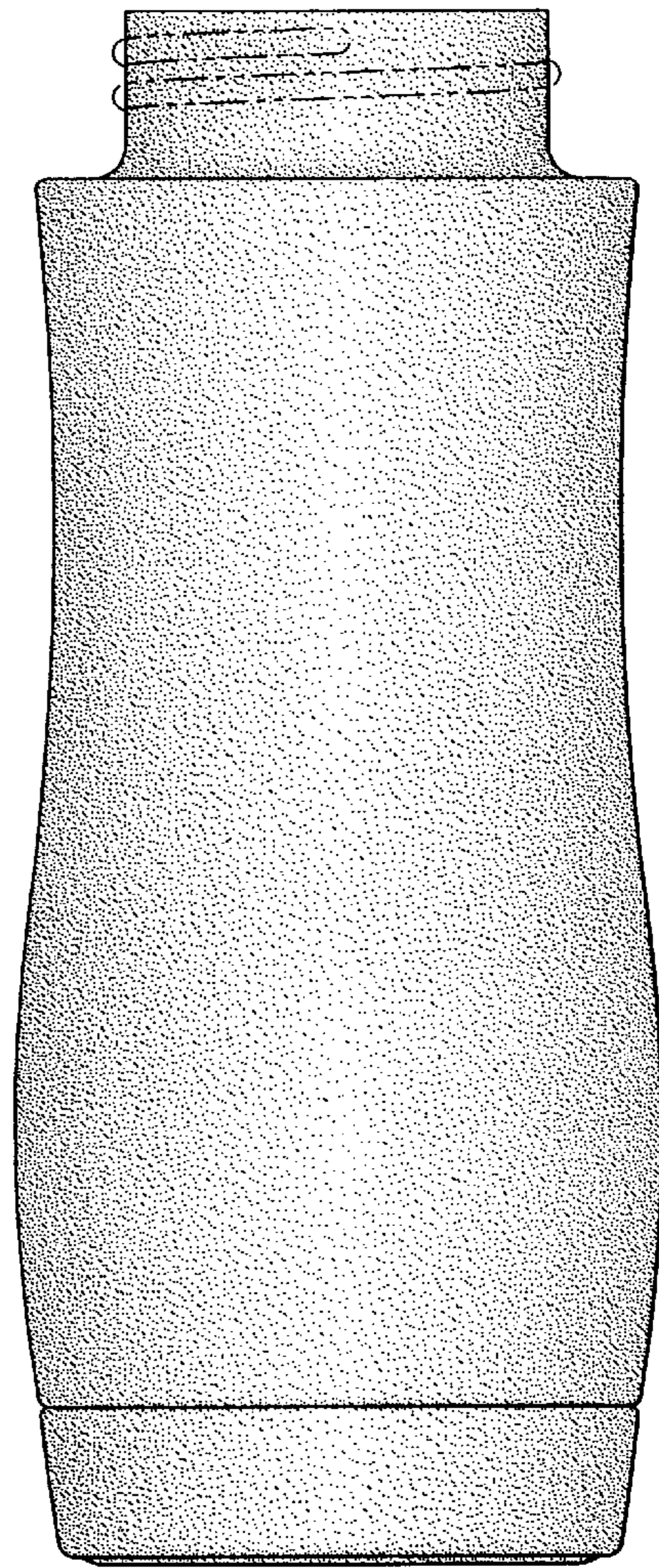


FIG. 8

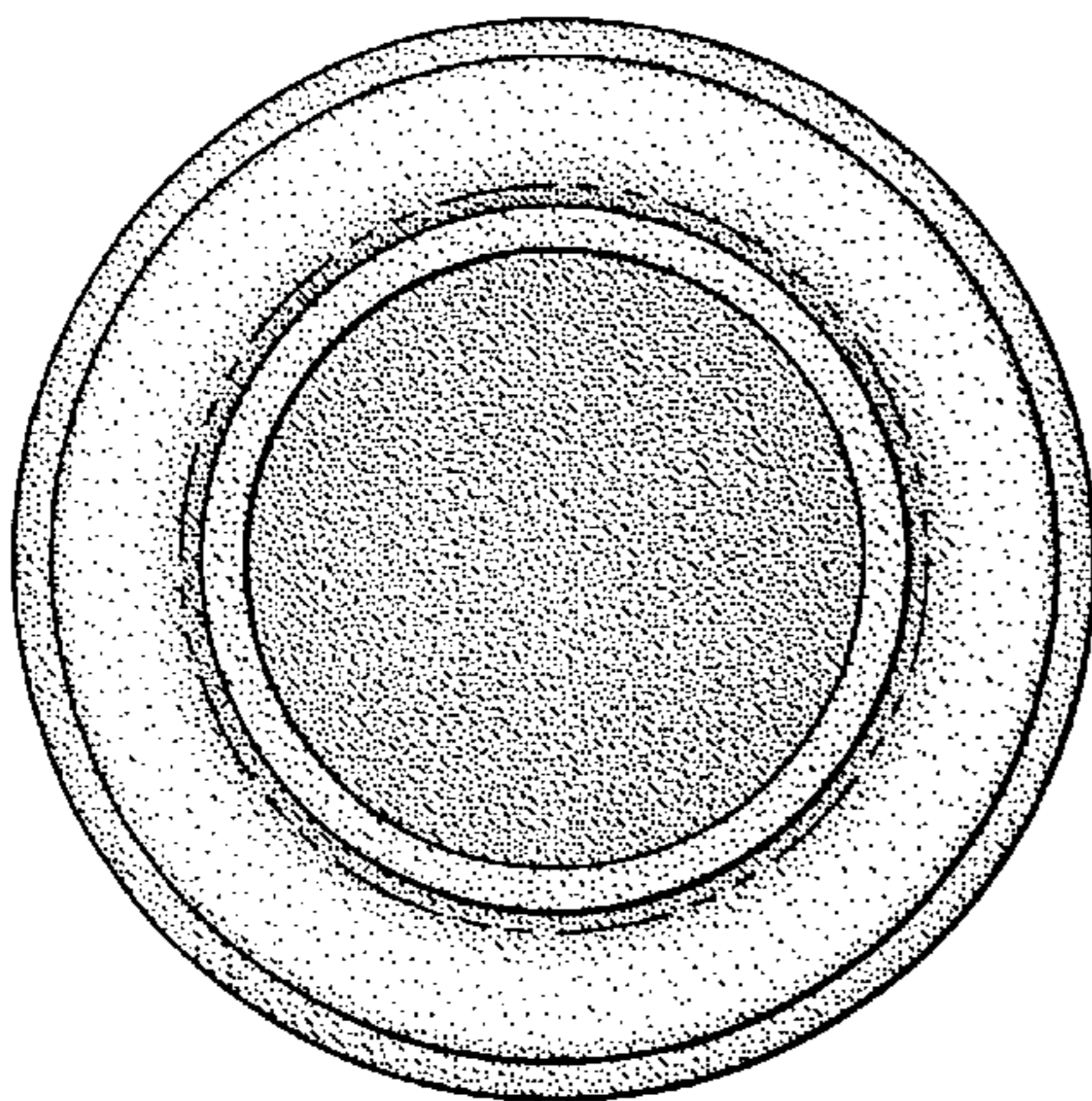


FIG. 9

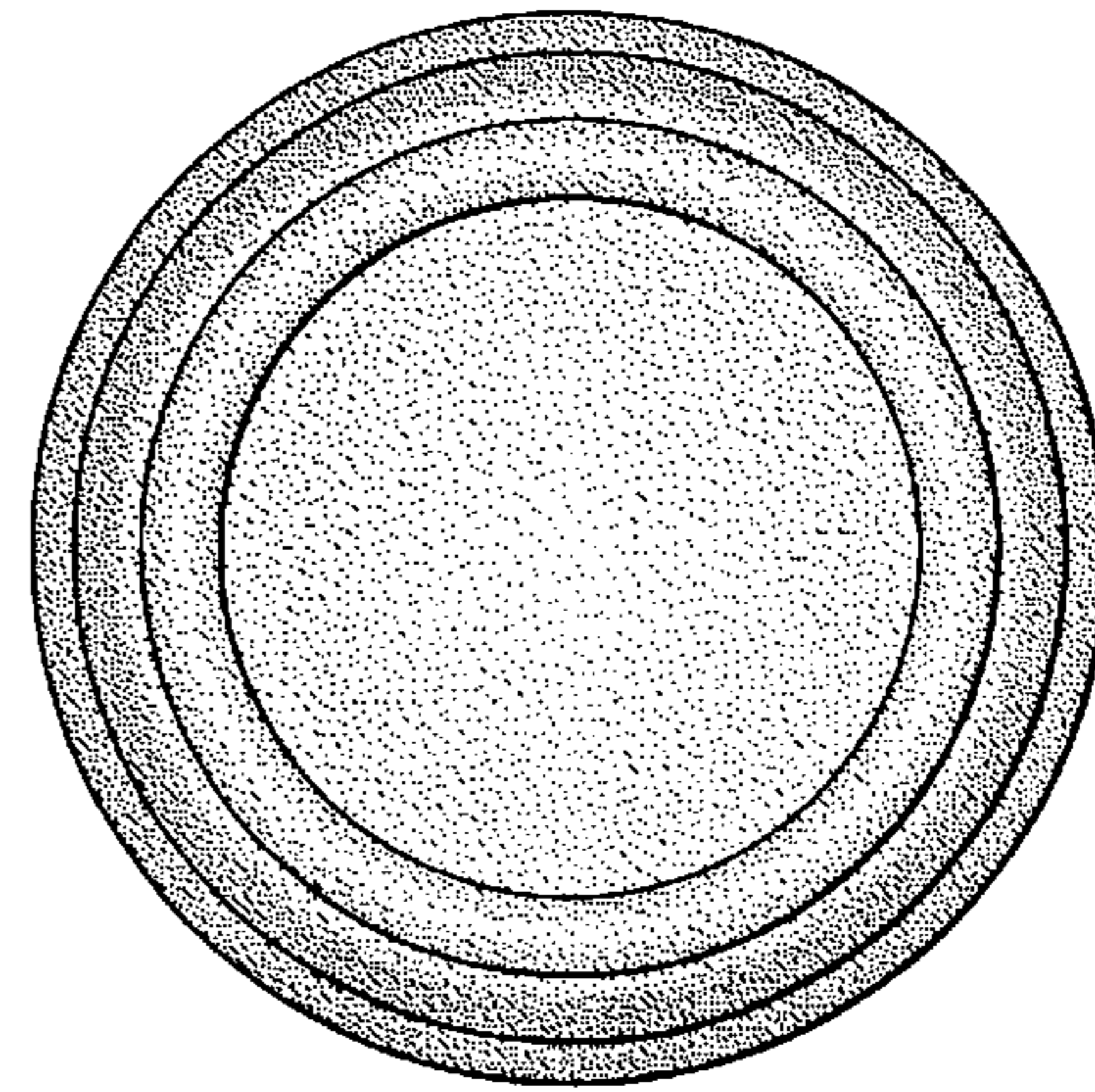


FIG. 10

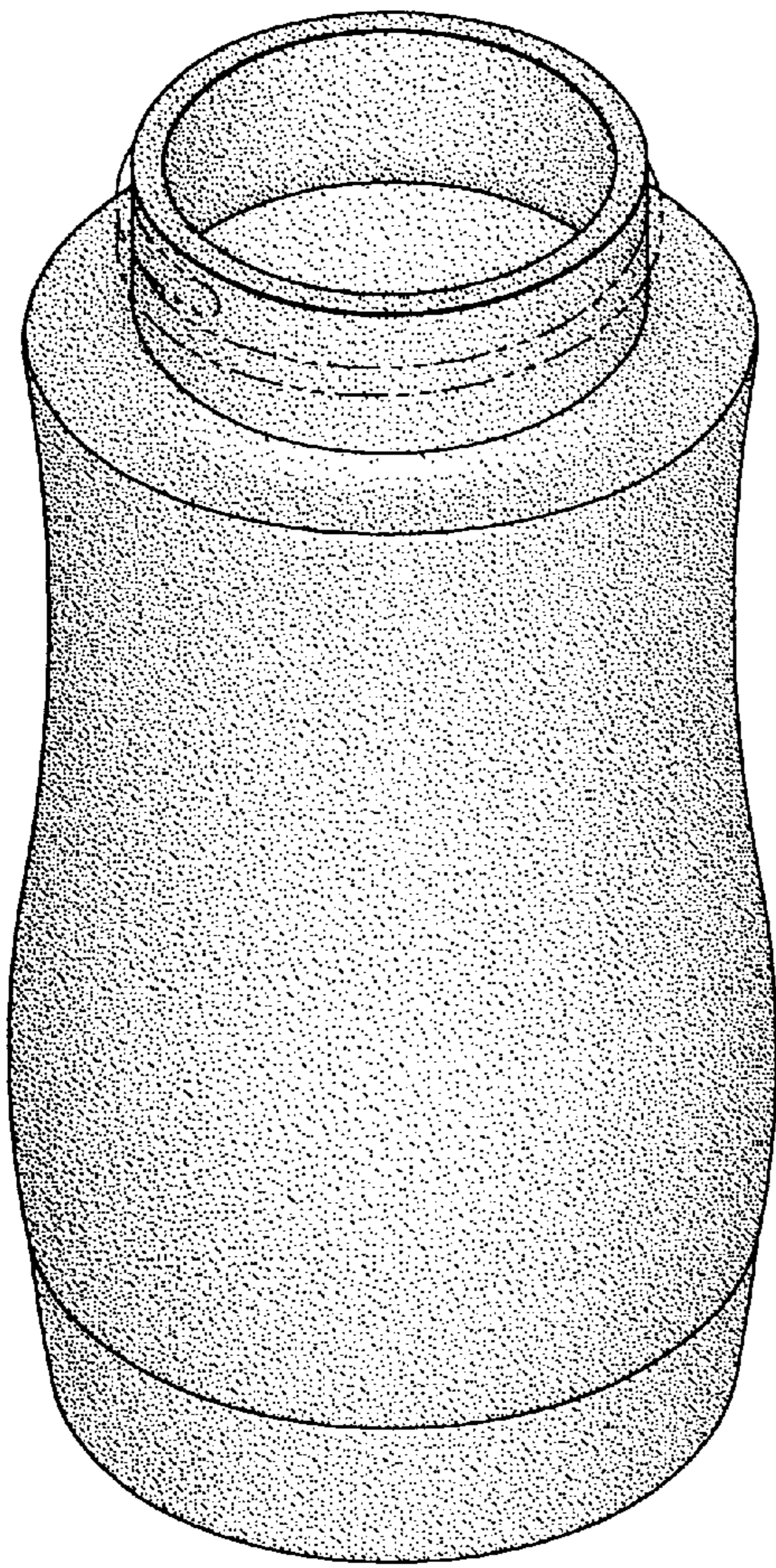


FIG. 11

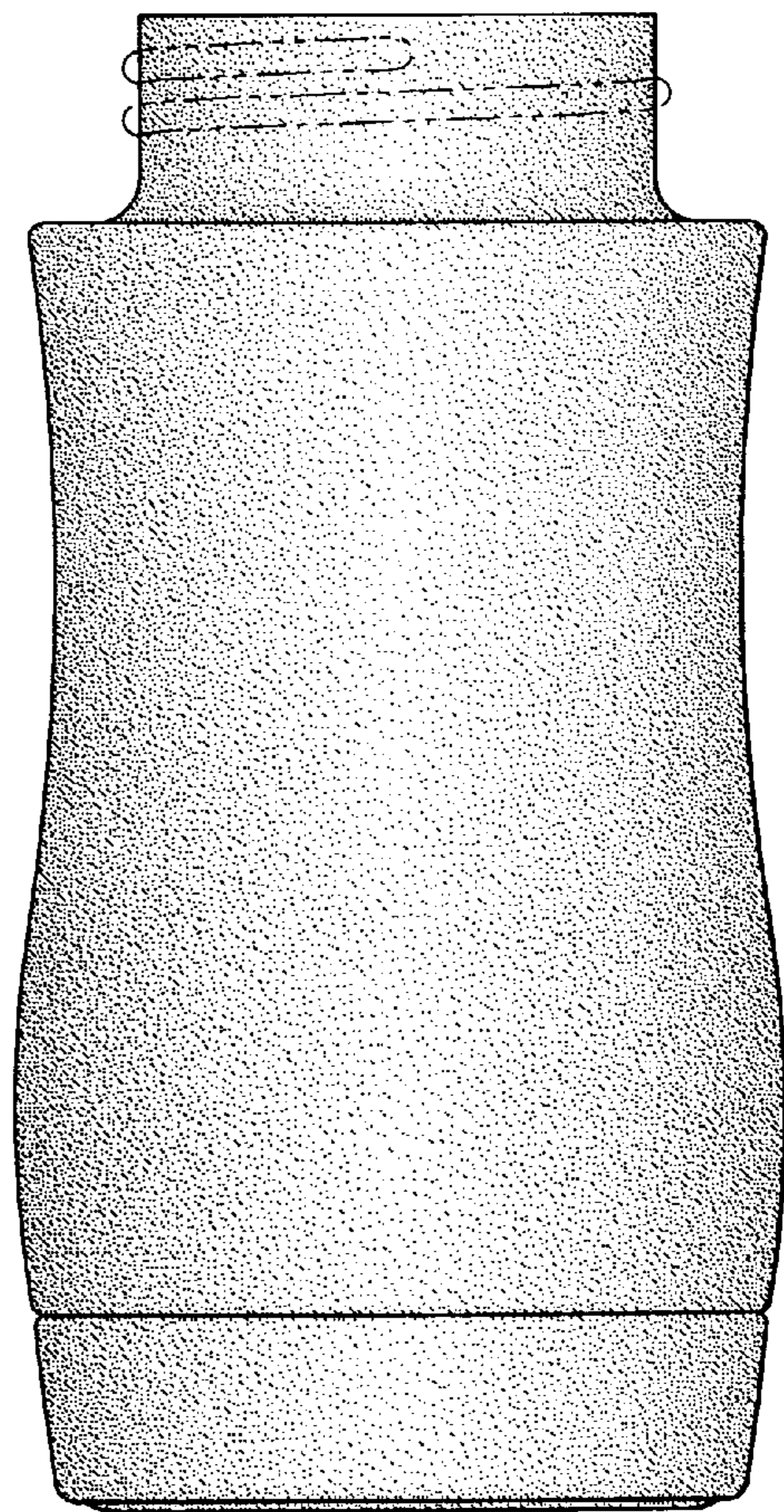


FIG. 12