



US00D460558S

(12) **United States Design Patent**
Cook

(10) **Patent No.:** **US D460,558 S**

(45) **Date of Patent:** **** Jul. 16, 2002**

(54) **EXAMINATION TABLE**

D383,543 S * 9/1997 Kemp D24/183

(75) Inventor: **Daniel G. Cook**, Maple Plain, MN
(US)

OTHER PUBLICATIONS

Goodtime Medical Brochure and order forms; 2000; 6 pages. (date unknown).

(73) Assignee: **Health & Technology, Inc.**, Plymouth, MN (US)

* cited by examiner

(**) Term: **14 Years**

Primary Examiner—Stella Reid

(74) *Attorney, Agent, or Firm*—Kinney & Lange, P.A.

(21) Appl. No.: **29/147,646**

(57) **CLAIM**

(22) Filed: **Sep. 4, 2001**

The ornamental design for an examination table, as shown.

(51) **LOC (7) Cl.** **24-01**

DESCRIPTION

(52) **U.S. Cl.** **D24/183**

FIG. 1 is a view in perspective as seen from the front right side of an examination table showing my new design;

(58) **Field of Search** D24/183; 5/600, 5/603, 621; 312/209

FIG. 2 is a front view;

FIG. 3 is a right side view;

FIG. 4 is a left side view;

FIG. 5 is a rear view;

FIG. 6 is a top view of the examination table without a cushion; and,

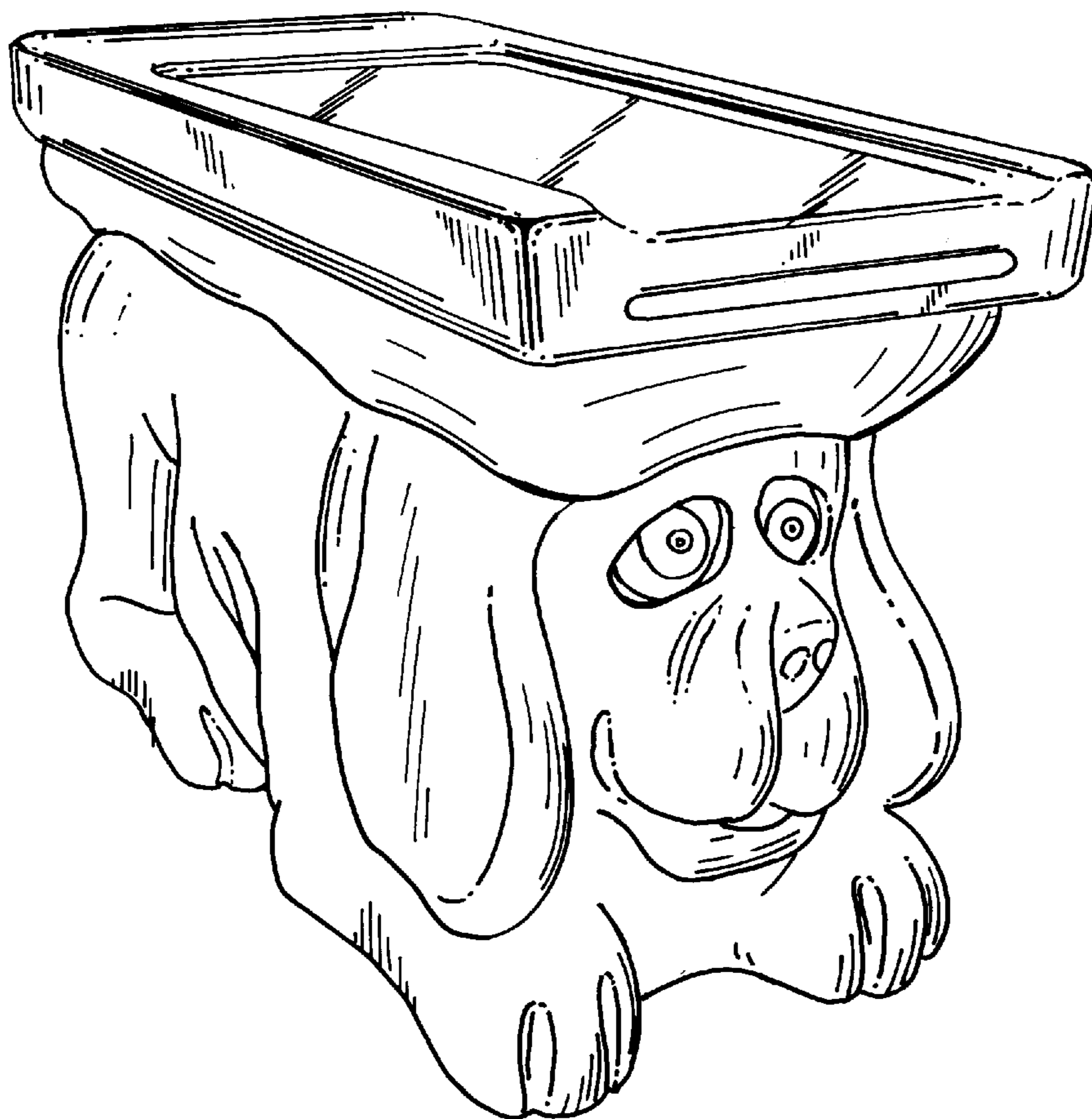
FIG. 7 is a bottom view.

(56) **References Cited**

U.S. PATENT DOCUMENTS

D289,921 S	*	5/1987	Migliore	D24/183
D324,269 S	*	2/1992	Kochsiek	D24/183
D324,732 S	*	3/1992	Kochsiek	D24/183
D326,325 S	*	5/1992	Kochsiek	D24/183
D326,326 S	*	5/1992	Kochsiek	D24/183

1 Claim, 7 Drawing Sheets






FIG. 1




FIG. 2




FIG. 3

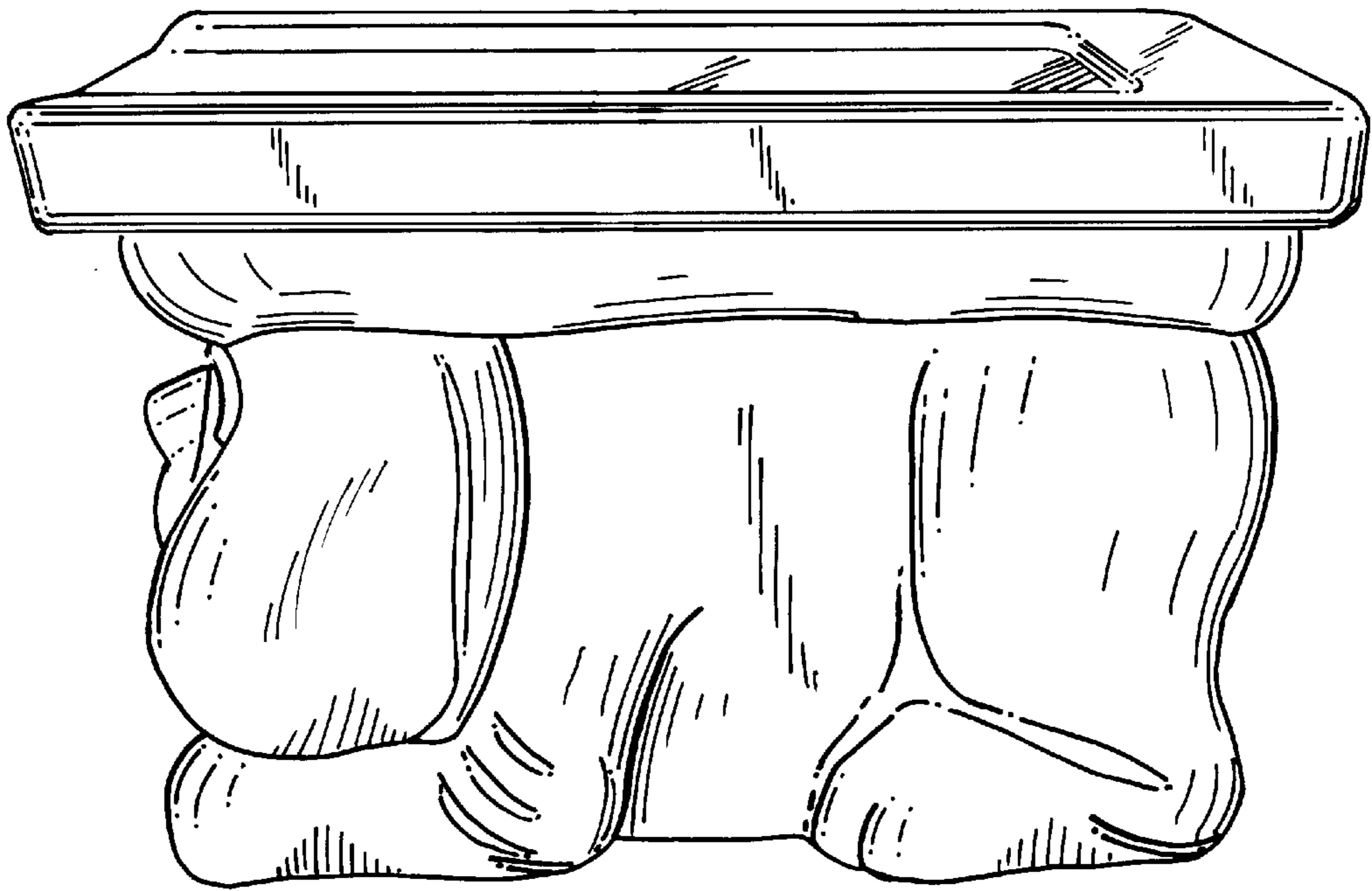


FIG. 4




FIG. 5

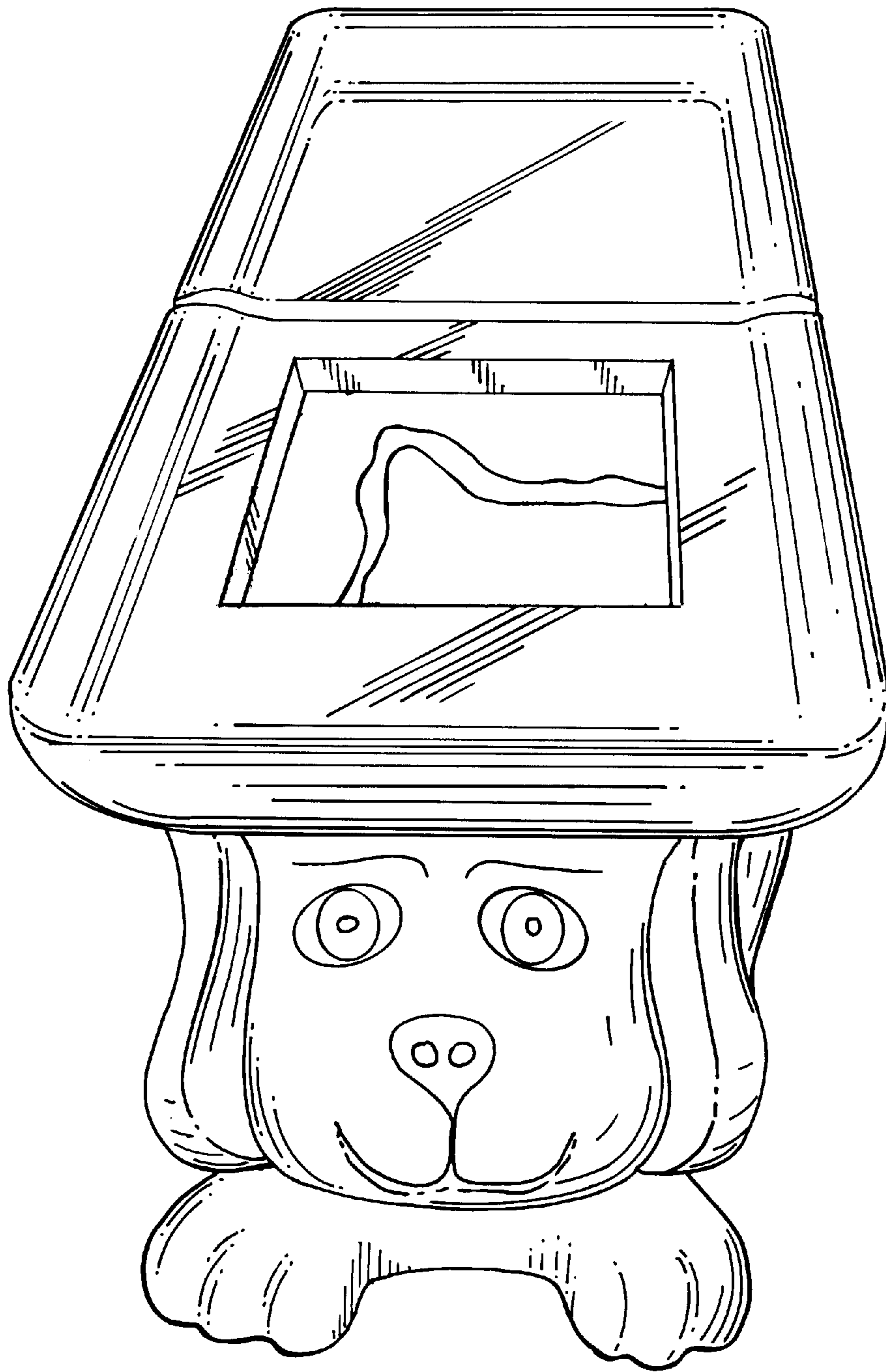


FIG. 6

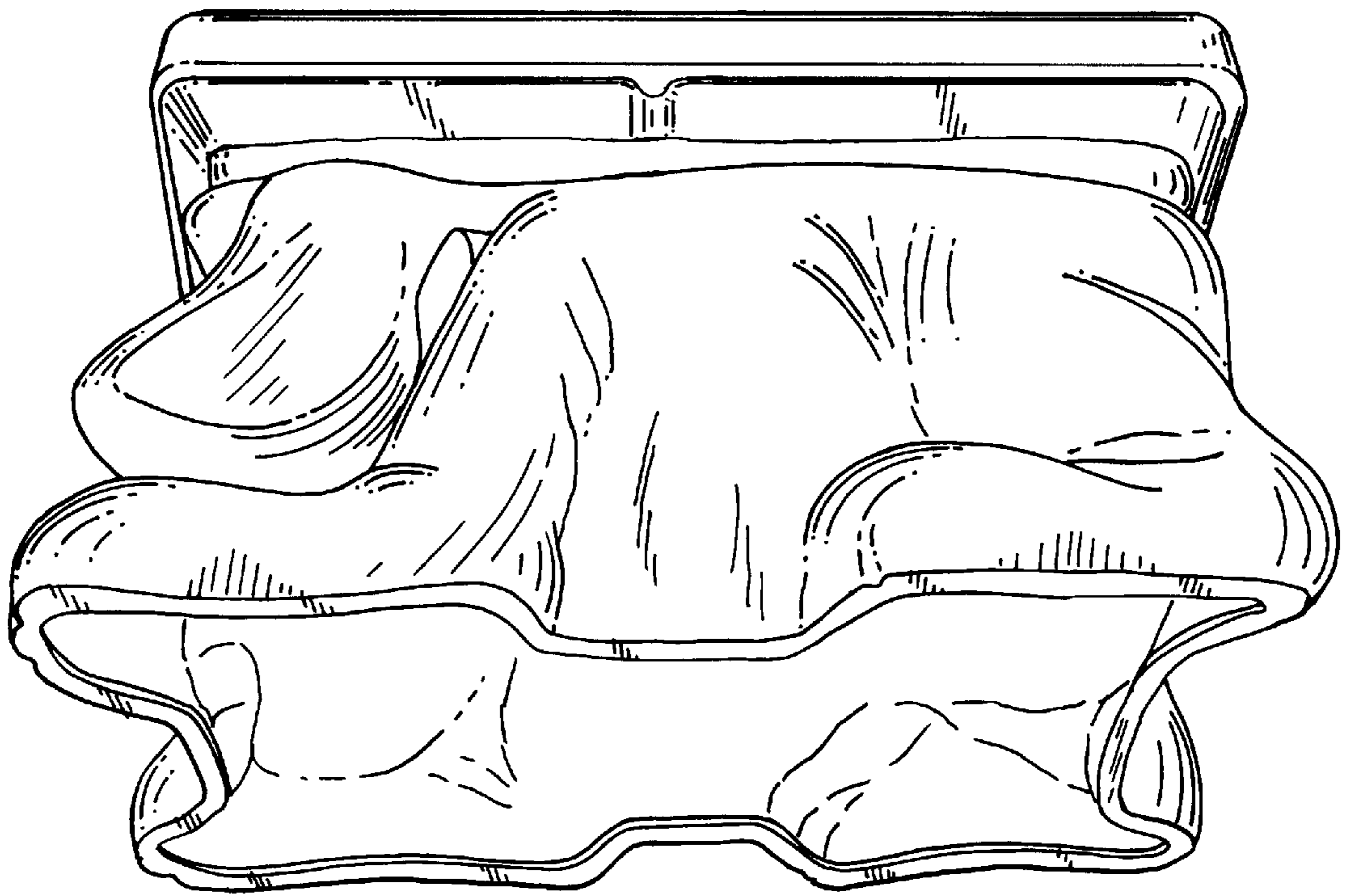


FIG. 7