



US00D460533S

(12) **United States Design Patent**  
**Singtoroj**

(10) **Patent No.:** **US D460,533 S**

(45) **Date of Patent:** **\*\* Jul. 16, 2002**

(54) **LEVER HANDLE**

(75) Inventor: **Yos Singtoroj**, Anaheim, CA (US)

(73) Assignee: **Emhart LLC**, Newark, DE (US)

(\*\*) Term: **14 Years**

(21) Appl. No.: **29/151,840**

(22) Filed: **Dec. 7, 2001**

(51) **LOC (7) Cl.** ..... **23-01**

(52) **U.S. Cl.** ..... **D23/252**

(58) **Field of Search** ..... D23/238-245,  
D23/249-257; D8/300-310, 350-354; 4/675,  
678; 16/110 R, 121; 137/801

D430,650 S 9/2000 Graves  
D433,484 S 11/2000 Spangler  
D436,397 S 1/2001 Lord  
D437,631 S 2/2001 Robbins  
D437,918 S 2/2001 Doughty et al.

\* cited by examiner

*Primary Examiner*—Louis S. Zarfes

*Assistant Examiner*—Gregory Andoll

(74) *Attorney, Agent, or Firm*—Richard J. Veltman; John D. Del Ponti

(57) **CLAIM**

The ornamental design for a lever handle, as shown and described.

**DESCRIPTION**

FIG. 1 is a perspective view of the new design for a lever handle;

FIG. 2 is a front elevational view of the new design for a lever handle, the rear elevational view being a mirror image;

FIG. 3 is a top plan view of the new design for a lever handle;

FIG. 4 is a bottom plan view of the new design for a lever handle;

FIG. 5 is a right side elevational view of the new design for a lever handle; and,


FIG. 6 is a left side elevational view of the new design for a lever handle.

(56) **References Cited**

**U.S. PATENT DOCUMENTS**

D235,098 S	*	5/1975	Doman	.....	D23/252
D288,837 S		3/1987	Yost		
D321,630 S	*	11/1991	Hollinger	.....	D23/250
D332,824 S		1/1993	Robbins		
D366,517 S		1/1996	Doughty et al.		
D368,302 S		3/1996	Doughty et al.		
D371,826 S	*	7/1996	Robbins	.....	D23/252
D384,132 S		9/1997	Doughty et al.		
D384,730 S		10/1997	Doughty et al.		
D416,608 S		11/1999	Warshawsky et al.		
D418,578 S		1/2000	Warshawsky et al.		
D418,580 S		1/2000	Warshawsky et al.		
D418,581 S		1/2000	Warshawsky et al.		

**1 Claim, 5 Drawing Sheets**



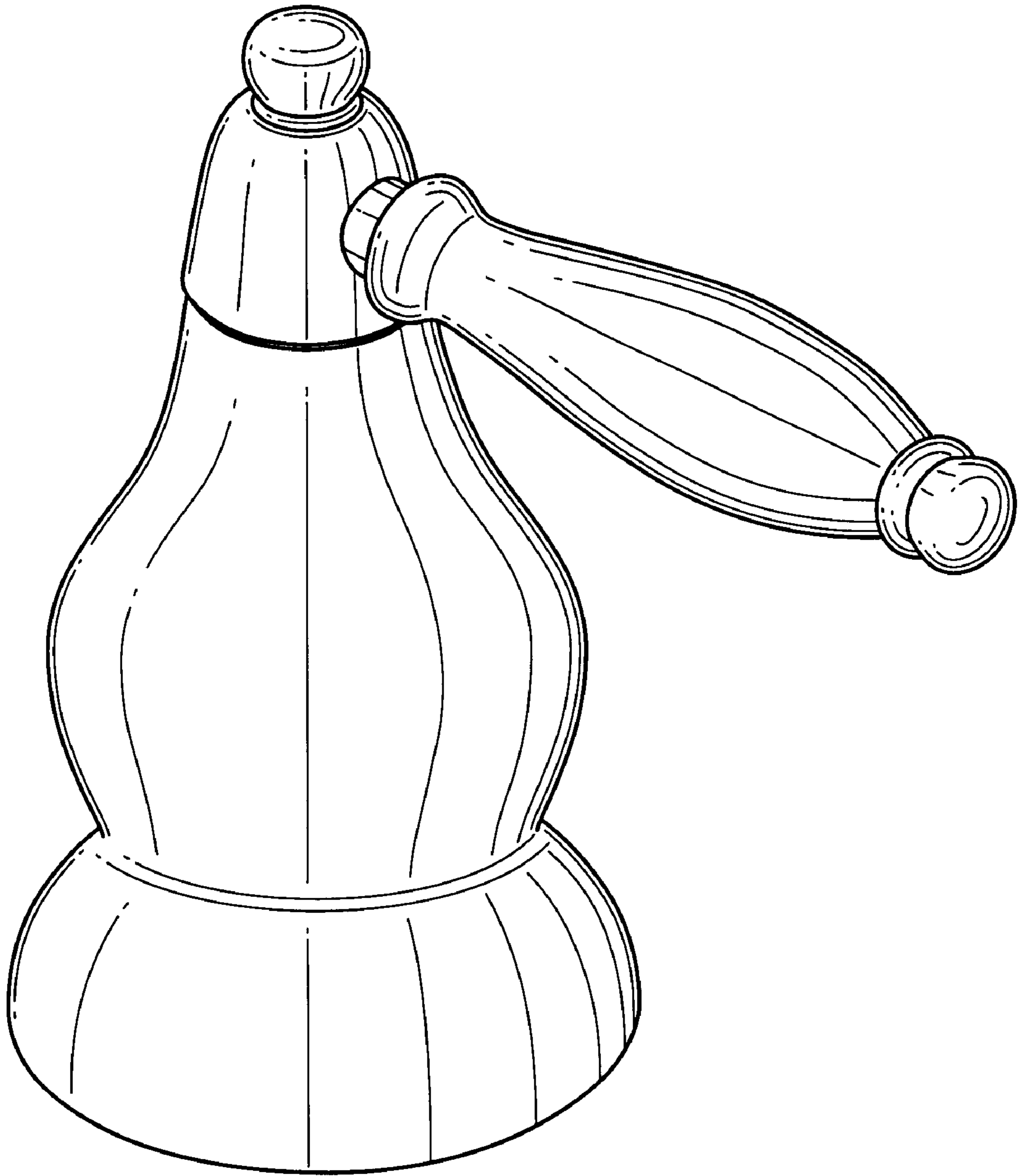


FIG. 1




FIG. 2

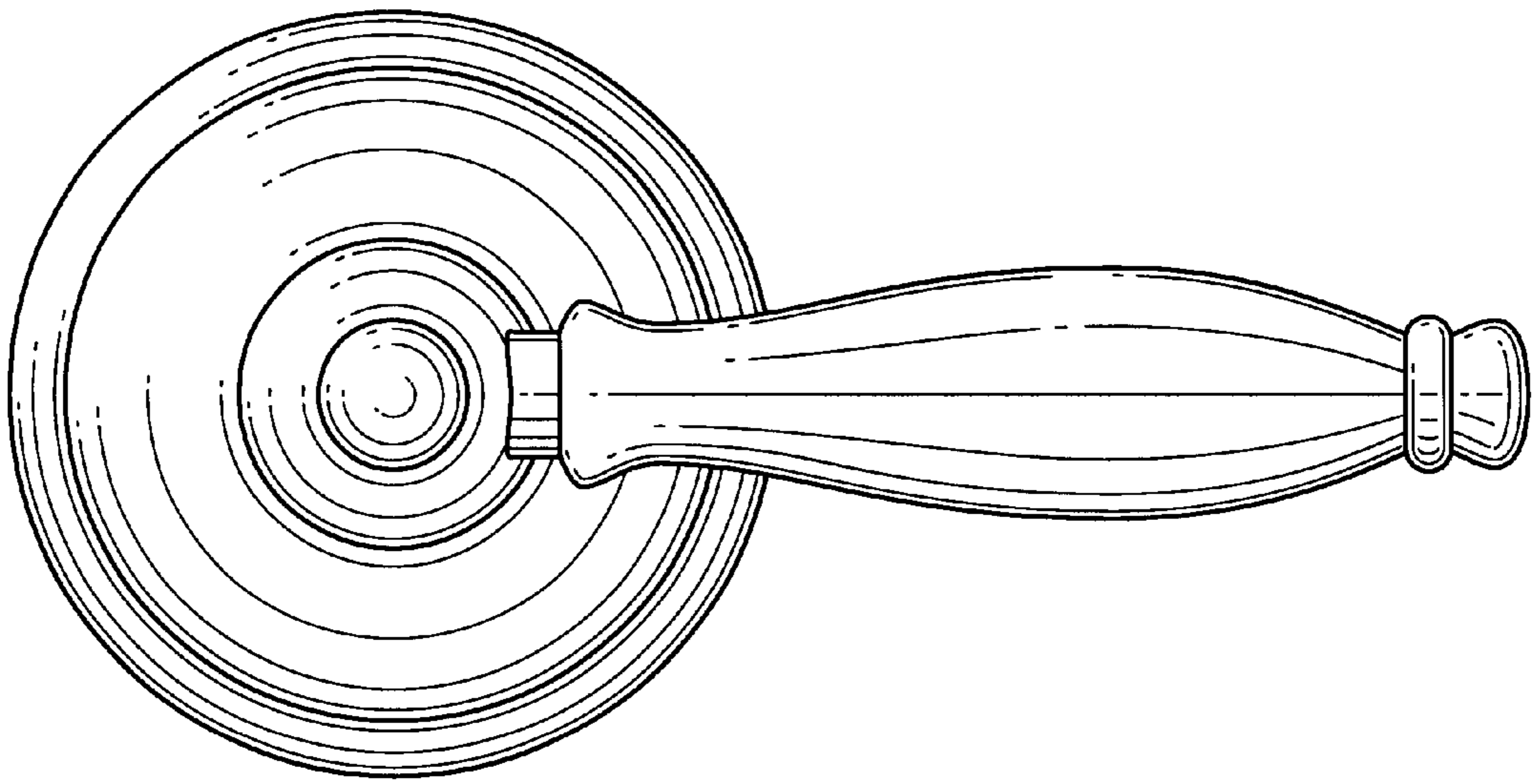


FIG. 3

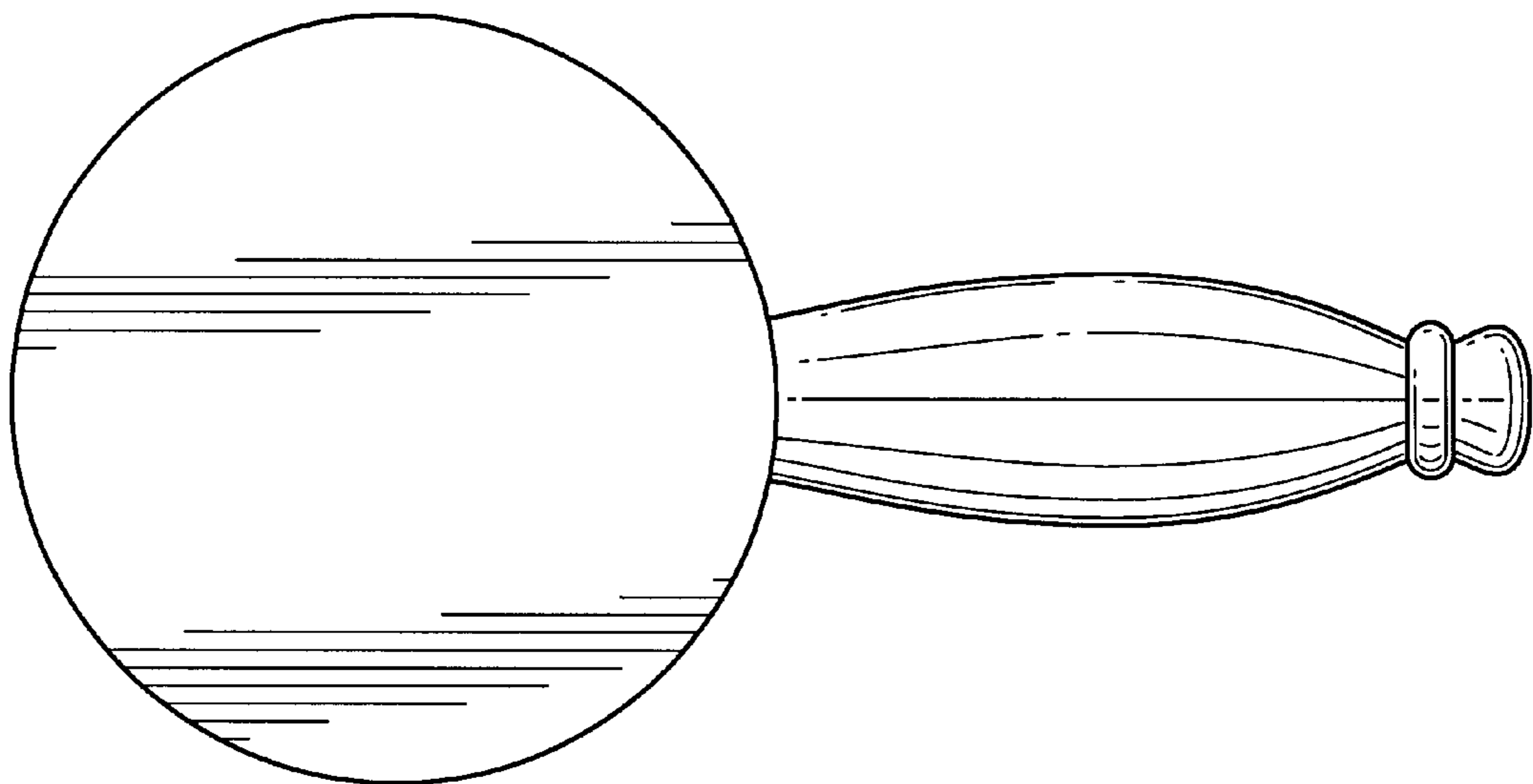


FIG. 4

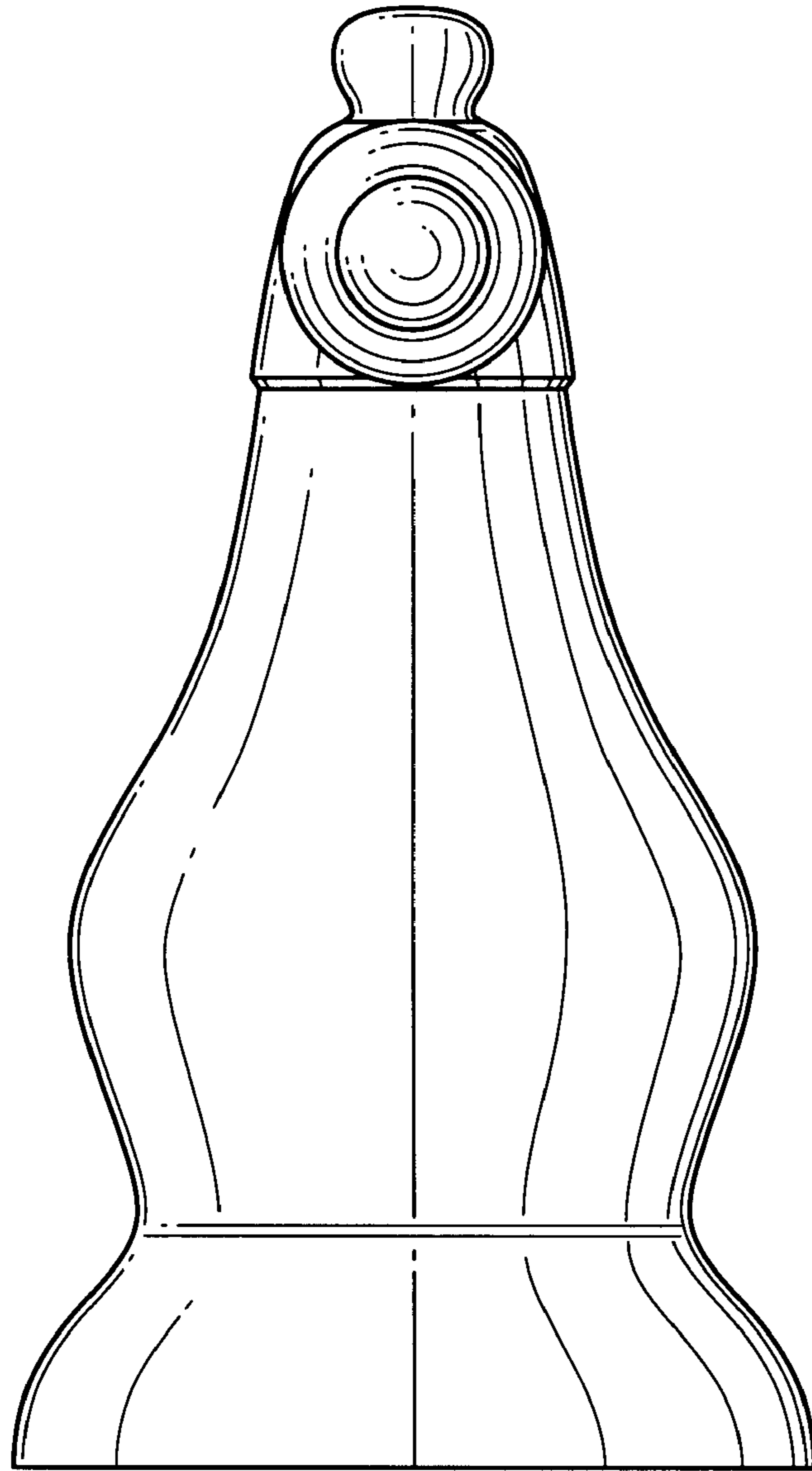


FIG. 5

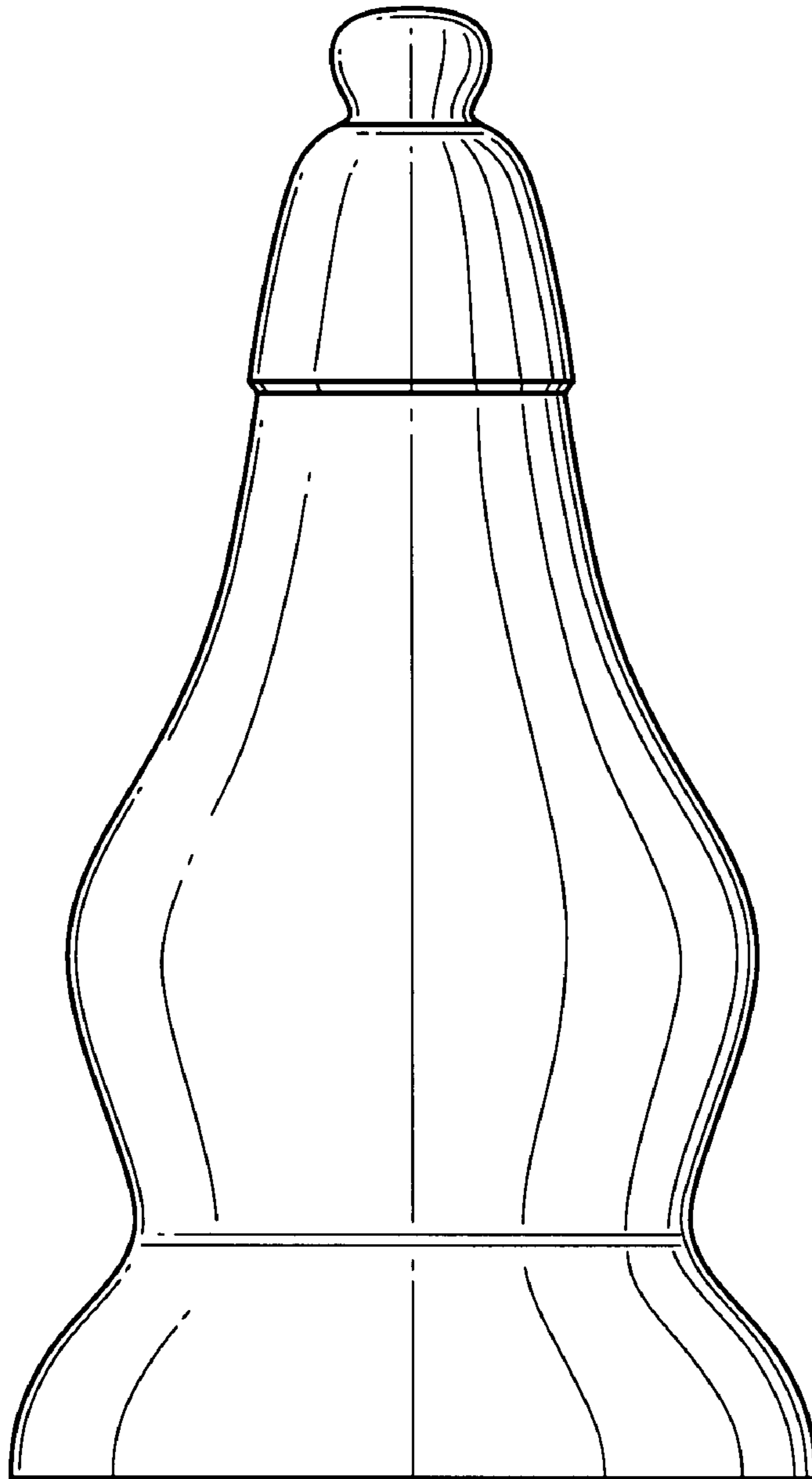


FIG. 6