



US00D460524S

(12) **United States Design Patent**
Green et al.

(10) **Patent No.: US D460,524 S**

(45) **Date of Patent: ** Jul. 16, 2002**

(54) **FAUCET BODY**

(75) Inventors: **Eric Green**, Cleveland Heights, OH (US); **John C. Costello**, Wellesley, MA (US); **Thorben Neu**, Cambridge, MA (US); **Stephanie C. Schwarz**, Boston, MA (US)

(73) Assignee: **Moen Incorporated**, North Olmsted, OH (US)

(**) Term: **14 Years**

(21) Appl. No.: **29/135,870**

(22) Filed: **Jan. 19, 2001**

(51) **LOC (7) Cl. 23-01**

(52) **U.S. Cl. D23/241**

(58) **Field of Search D23/238-243, D23/250-257; 4/675-678; 137/801; D8/300-310**

D371,827 S	7/1996	Jans	
D372,518 S	8/1996	Gottwald	
D373,180 S	8/1996	Gottwald	
D373,406 S	9/1996	Gottwald et al.	
D377,678 S	1/1997	Gottwald	
D379,215 S	5/1997	Gottwald	
D380,251 S	6/1997	Spurgeon et al.	
D381,395 S	7/1997	Fleischmann	
D385,337 S	10/1997	Spureon et al.	
D387,136 S	12/1997	Oswaks et al.	
D388,865 S	1/1998	Fleischmann	
D397,205 S	8/1998	Kergoet	
D397,424 S	8/1998	Ficken, Jr. et al.	
D400,645 S	11/1998	Kergoet	
D407,465 S	3/1999	Ko	
D409,289 S	5/1999	Hyde et al.	
D410,066 S	5/1999	Kergoet	
D410,277 S	5/1999	Lobermeier	
D412,359 S	7/1999	Lobermeier	
D413,375 S	8/1999	Meda	
D413,376 S	8/1999	Meda	
D413,655 S	9/1999	Gottwald	
D448,452 S	* 9/2001	Pitsch et al.	D23/238

(56) **References Cited**

U.S. PATENT DOCUMENTS

D140,556 S	3/1945	Stanitz	
D202,772 S	11/1965	Henry	
D254,147 S	2/1980	Colani	
D296,354 S	6/1988	Fabian	
D309,006 S	7/1990	Spangler	
D324,807 S	3/1992	Reid et al.	
D336,946 S	6/1993	Levien	
D337,813 S	7/1993	Levien	
D346,644 S	5/1994	Bonnell	
D346,645 S	5/1994	Hill et al.	
D346,852 S	* 5/1994	Hill	D23/241
D348,510 S	7/1994	Gottwald	
D352,769 S	11/1994	Formgren	
D353,184 S	12/1994	Formgren	
D354,549 S	1/1995	Jans	
D355,956 S	2/1995	Jans	
D361,827 S	* 8/1995	Doughty et al.	D23/241
D362,899 S	10/1995	Jans	
D368,301 S	3/1996	Lobermeier	
D368,766 S	4/1996	Lobermeier	
D370,714 S	6/1996	Lobermeier	

* cited by examiner

Primary Examiner—Louis S. Zarfes
Assistant Examiner—Gregory Andoll
(74) *Attorney, Agent, or Firm*—Cook, Alex, McFarron, Manzo, Cummings & Mehler, Ltd.

(57) **CLAIM**

The ornamental design for a faucet body, as shown and described.

DESCRIPTION

FIG. 1 is a perspective view of our new design for a faucet body;
FIG. 2 is a front view thereof;
FIG. 3 is a top view thereof;
FIG. 4 is a right side view thereof, the left side being the same as the right side;
FIG. 5 is a rear view thereof; and,
FIG. 6 is a bottom view thereof.

1 Claim, 2 Drawing Sheets

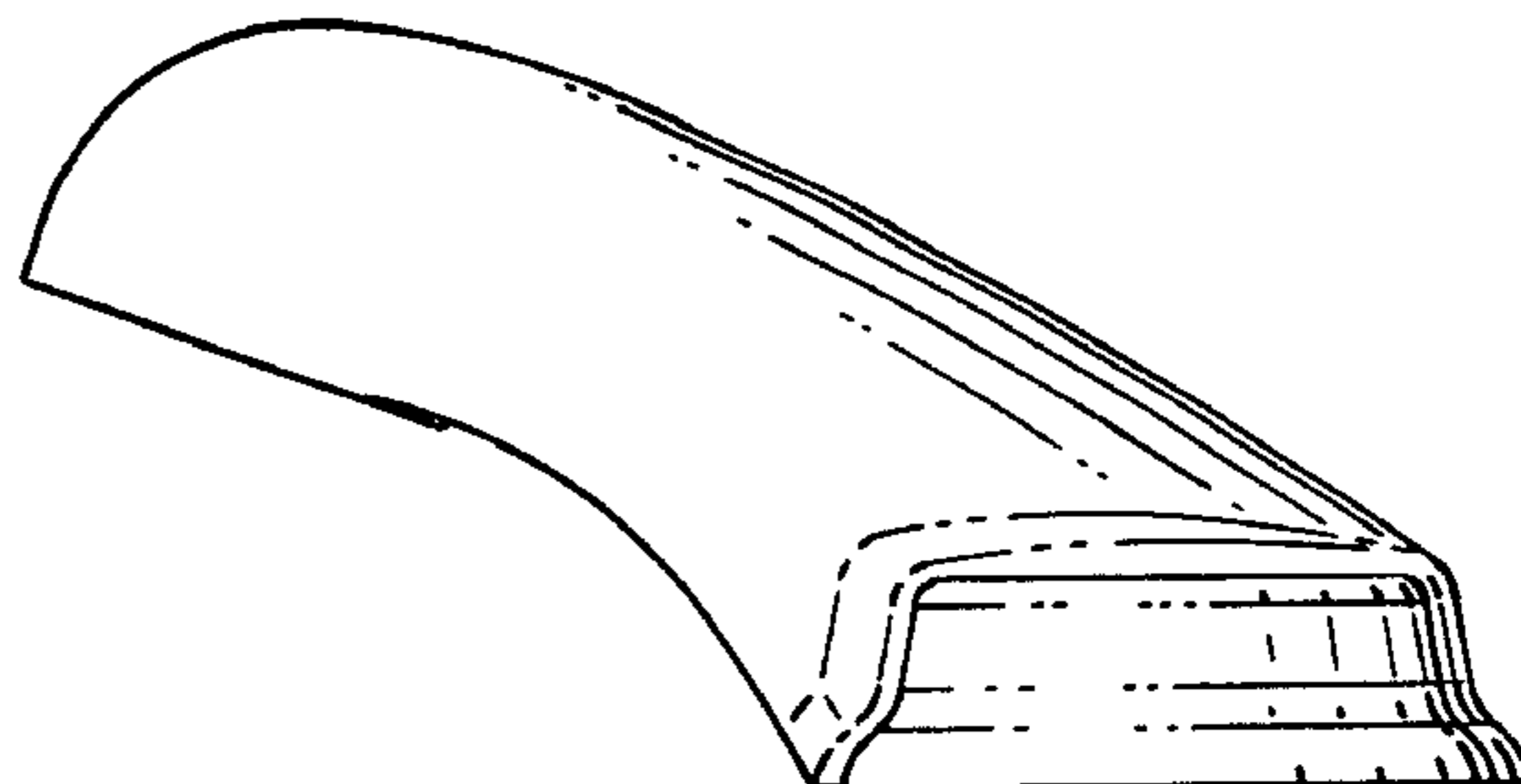
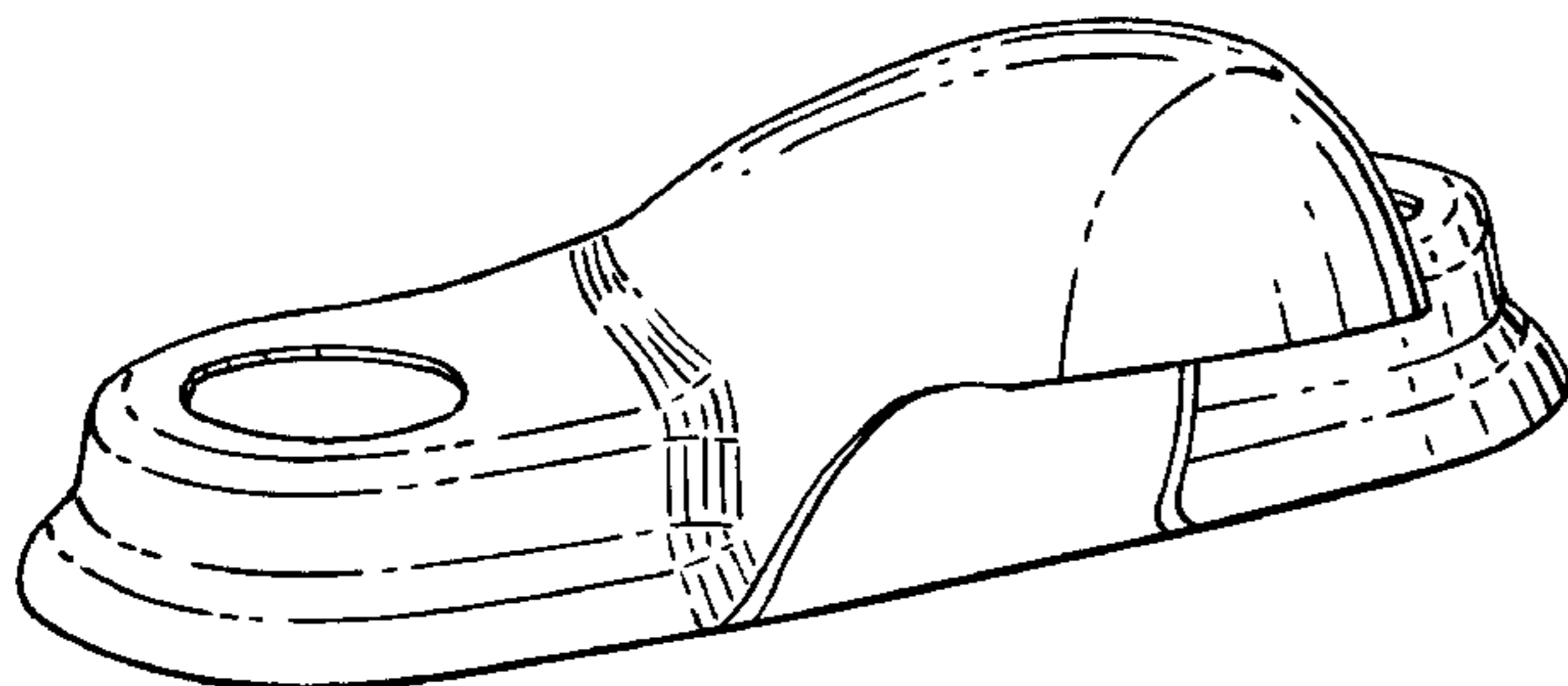


FIG. 1.

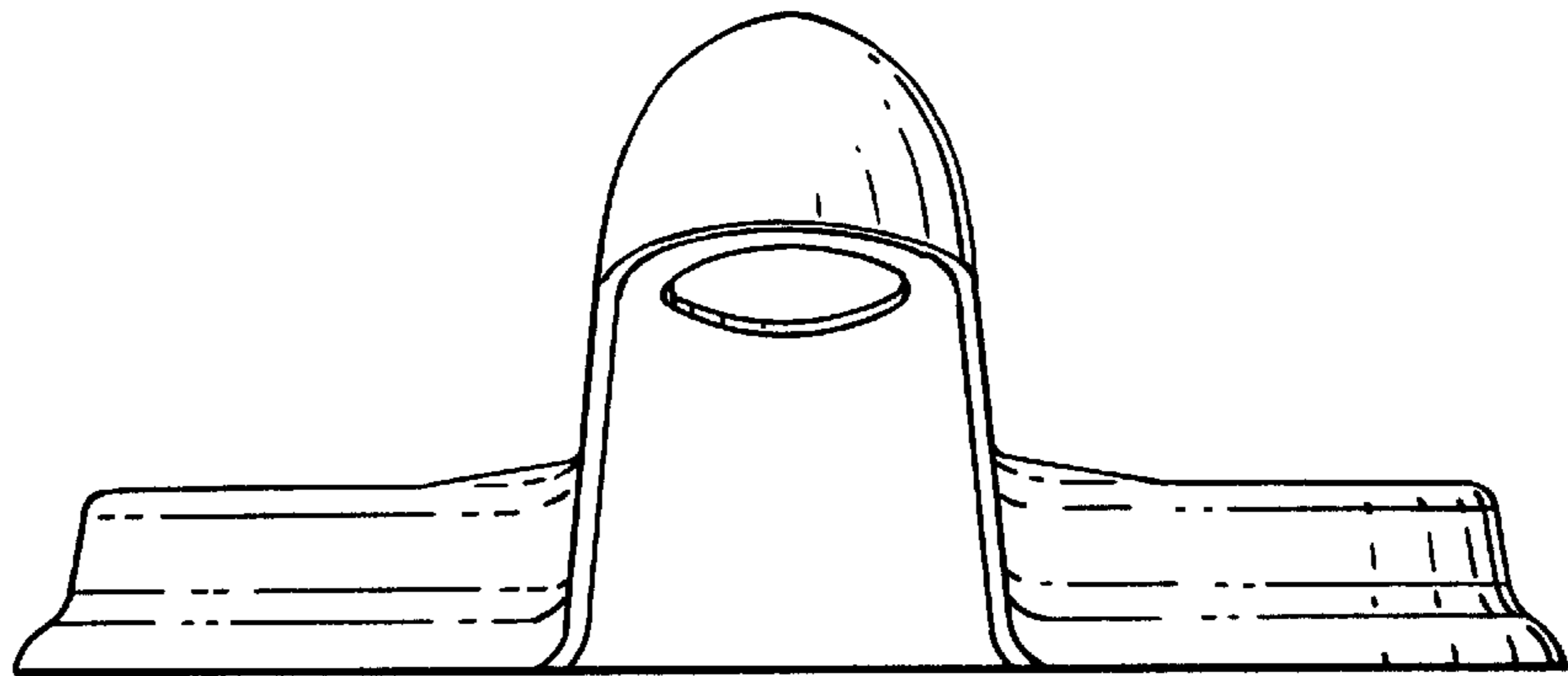
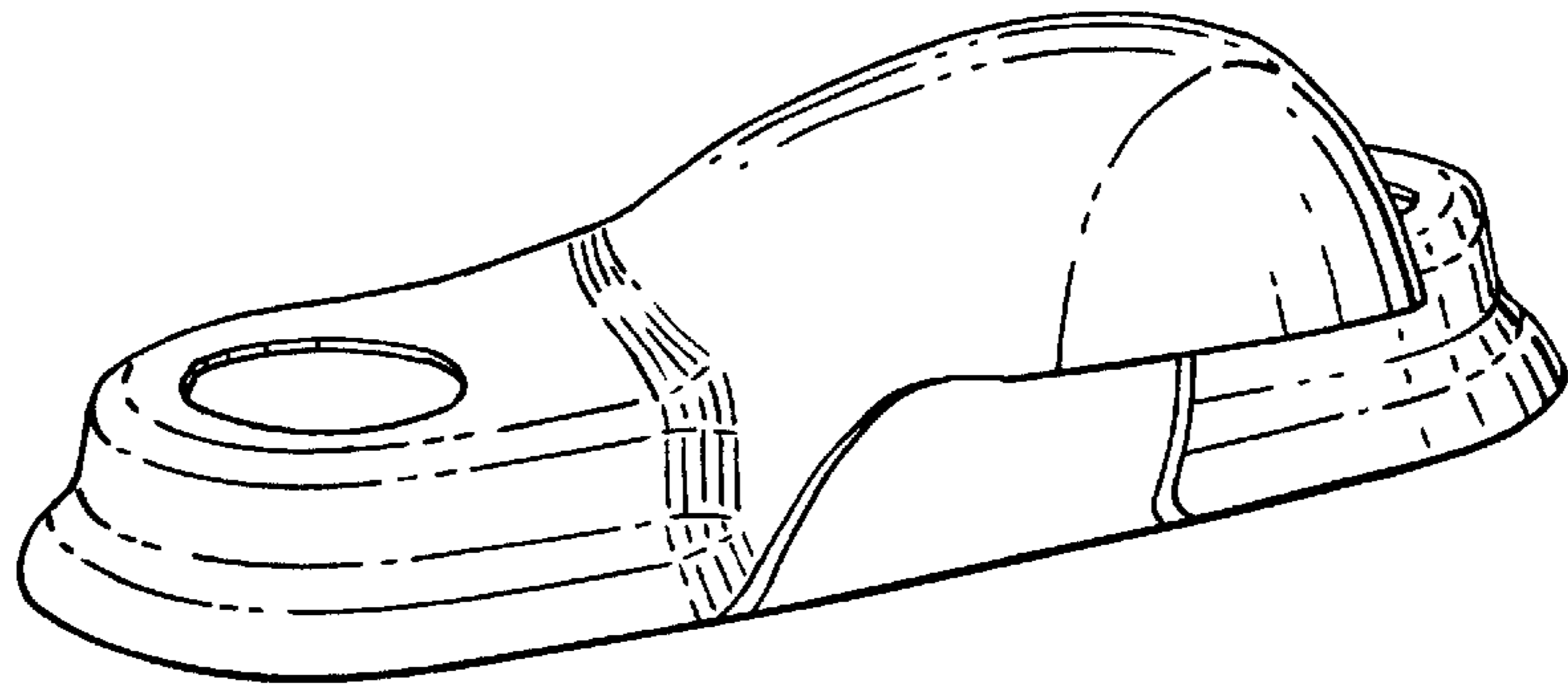


FIG. 2.

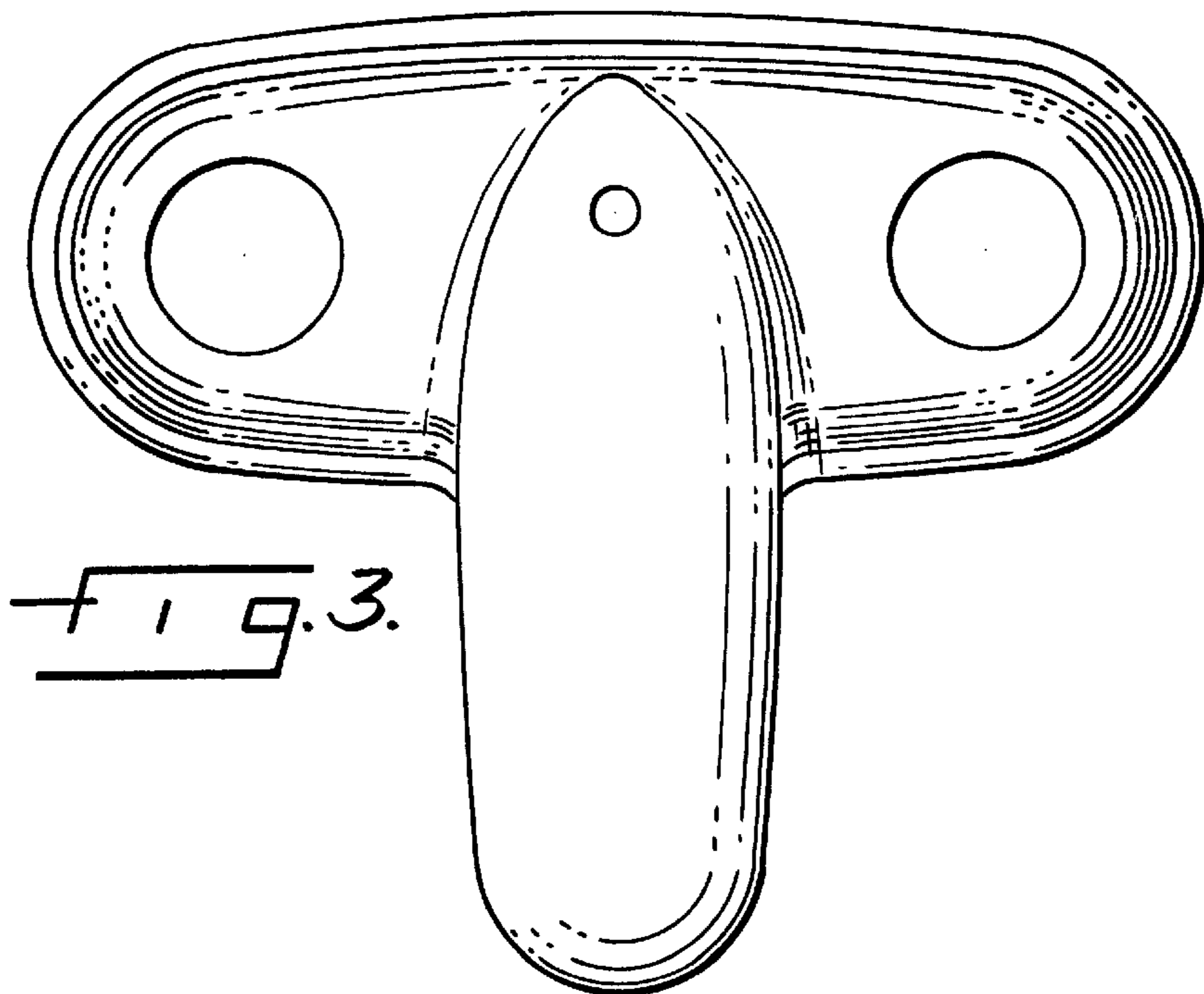


FIG. 3.

