

US00D460519S

(12) **United States Design Patent**  
**Chohfi et al.**

(10) **Patent No.:** **US D460,519 S**

(45) **Date of Patent:** **\*\* Jul. 16, 2002**

(54) **HANDLE**

(75) Inventors: **William Chohfi; Jose Veiga Dias**, both of Porto; **Jose Portocarrero**, Maceira da Maia - Vila do Conde, all of (PT)

(73) Assignee: **Amtrol, Inc.**, West Warwick, RI (US)

(\*\*) Term: **14 Years**

(21) Appl. No.: **29/128,465**

(22) Filed: **Aug. 24, 2000**

(51) **LOC (7) Cl.** ..... **23-01**

(52) **U.S. Cl.** ..... **D23/206**

(58) **Field of Search** ..... D23/202, 203,  
D23/205, 206; 220/581, 23.91; 206/0.6;  
150/154, 901

(56) **References Cited**

**U.S. PATENT DOCUMENTS**

D201,962 S \* 8/1965 Hammisfahr ..... D23/206

D204,822 S \* 5/1966 Baarker ..... D23/206

D210,374 S \* 3/1968 Schaefer ..... D23/206

D210,878 S \* 4/1968 Schaefer ..... D23/206

\* cited by examiner

*Primary Examiner*—Robin V. Taylor

(74) *Attorney, Agent, or Firm*—Fish & Neave; Brajesh Mohan

(57) **CLAIM**

The ornamental design for a handle, as shown and described.

**DESCRIPTION**

FIG. 1 is a front, right, perspective view of a handle, showing our new design;

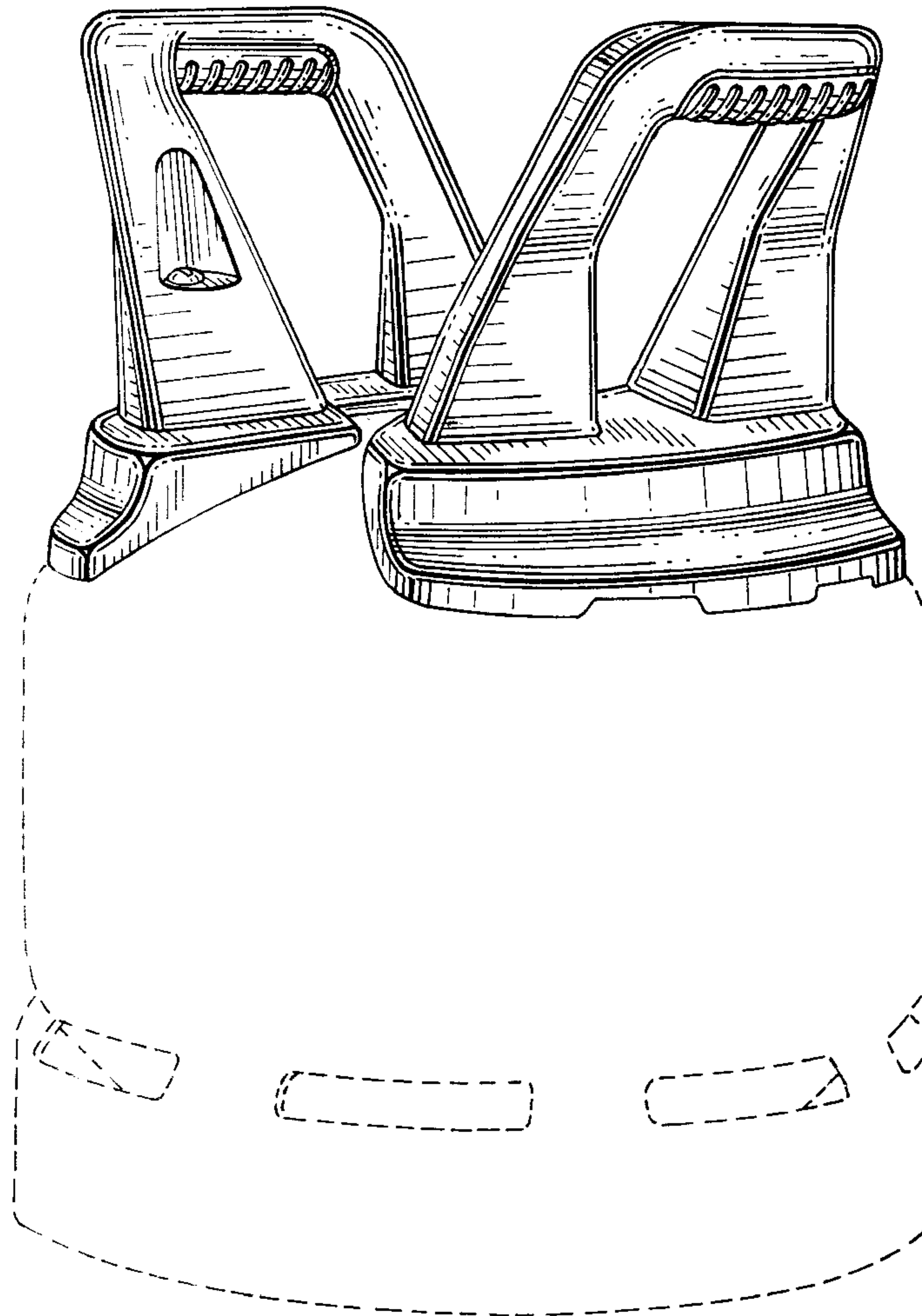
FIG. 2 is a right side elevational view thereof, the left side being a mirror image;

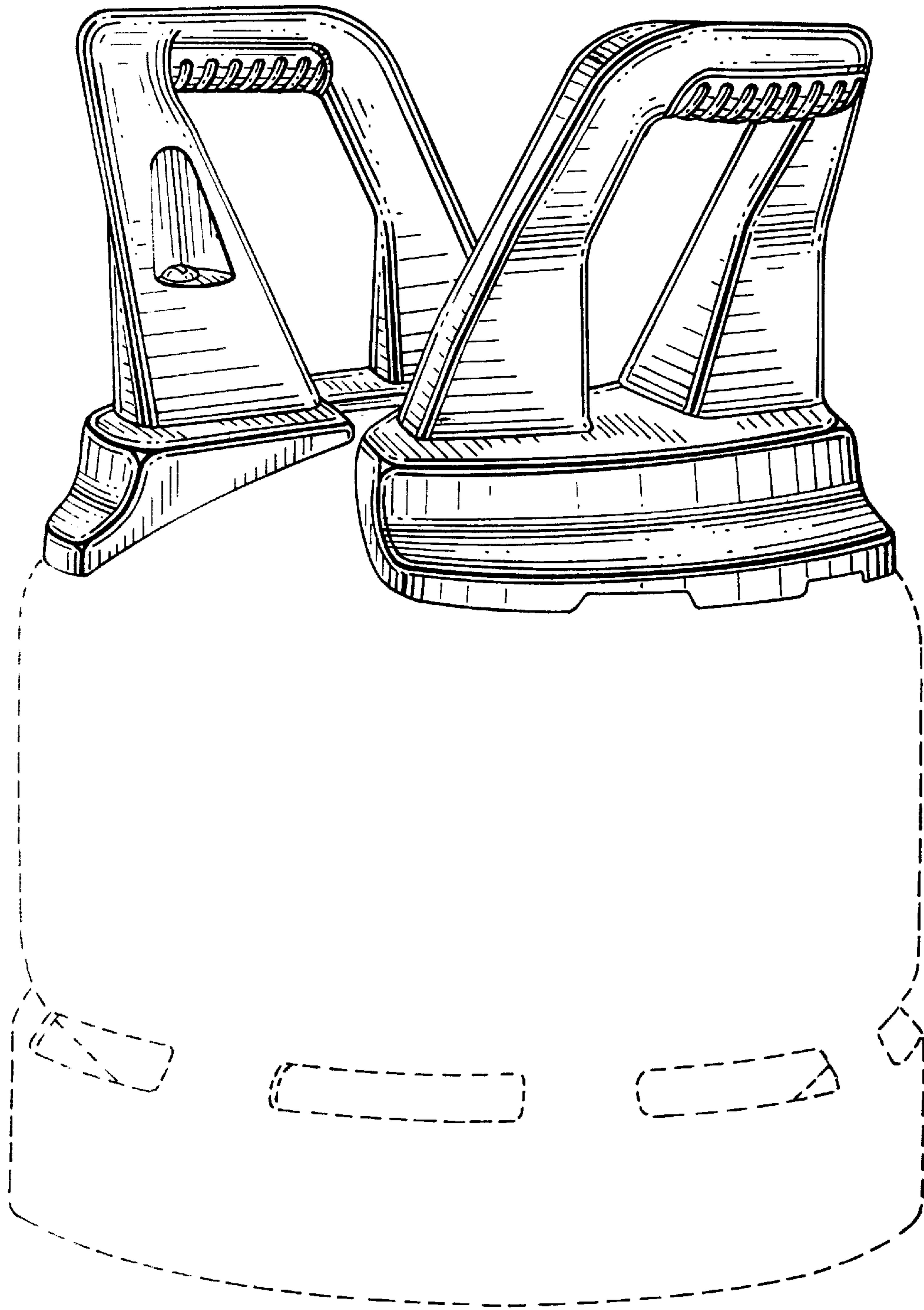
FIG. 3 is a front elevational view thereof; and,

FIG. 4 is a top plan view thereof.

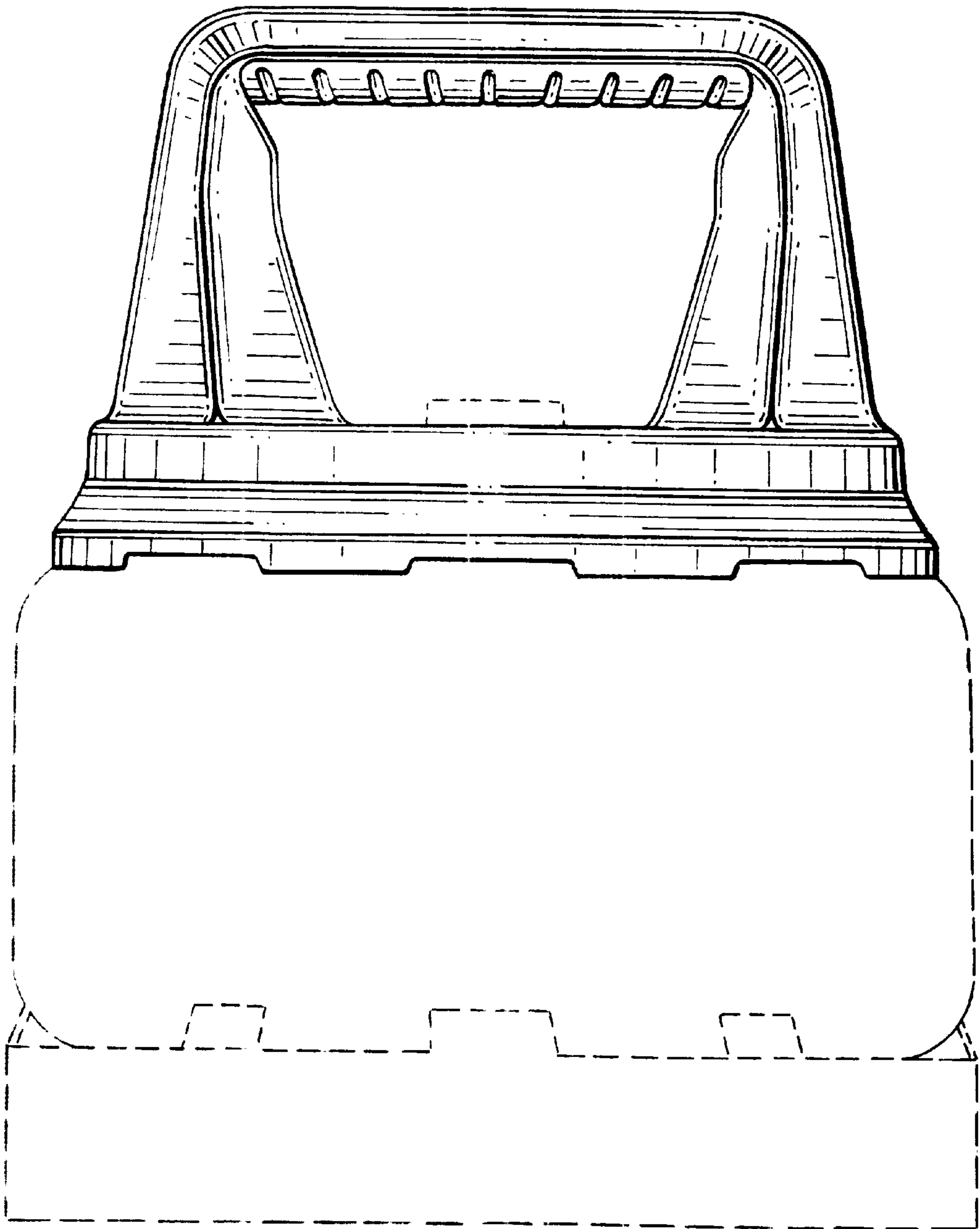
The broken line showing of the tank is for illustrative purposes only and forms no part of the claimed design.

**1 Claim, 4 Drawing Sheets**

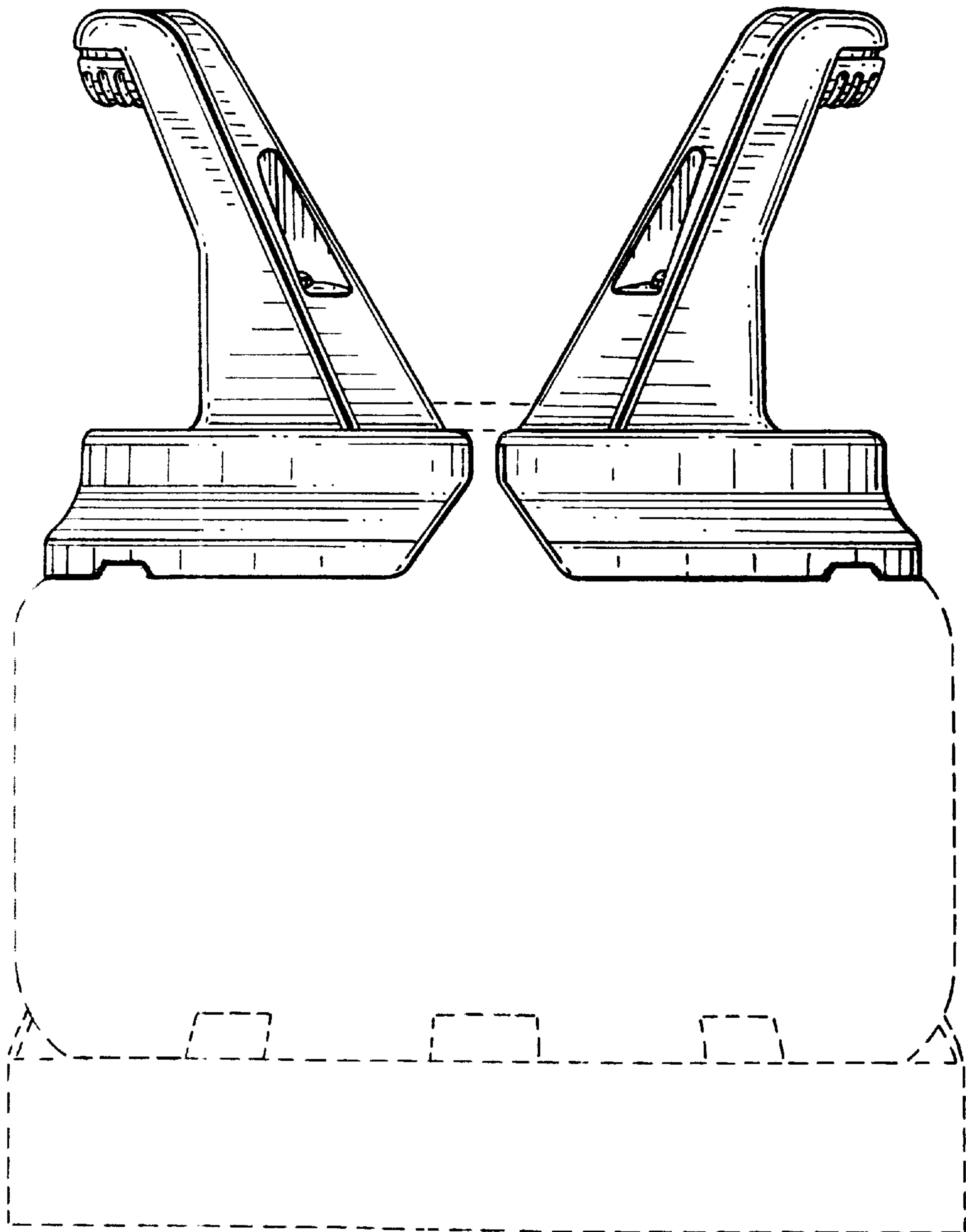




*FIG. 1*




*FIG. 2*



*FIG. 3*





*FIG. 4*