



US00D460506S

(12) **United States Design Patent**
Tamminga et al.

(10) **Patent No.:** **US D460,506 S**

(45) **Date of Patent:** **** Jul. 16, 2002**

(54) **EXERCISE DEVICE**

(76) Inventors: **Marcel Tamminga**, Gedempte
Schalkburgergracht 59, 2021 AJ
Haarlem; **Jan Keyzer**, Heereweg 345 b,
2161 Ca Lisse, both of (NL)

(**) Term: **14 Years**

(21) Appl. No.: **29/129,026**

(22) Filed: **Sep. 5, 2000**

(51) **LOC (7) Cl.** **21-02**

(52) **U.S. Cl.** **D21/686; D21/688**

(58) **Field of Search** D21/662, 686,
D21/690, 691, 688; D6/411; 482/52, 54,
140, 114, 119, 91

(56) **References Cited**

U.S. PATENT DOCUMENTS

4,385,760 A * 5/1983 Mattox et al. 482/114
D321,023 S * 10/1991 Schultz D21/690
D327,105 S * 6/1992 Smith, Jr. D21/691

D327,107 S * 6/1992 Nersesian D21/690
5,242,342 A * 9/1993 Silverman 482/54
5,288,074 A * 2/1994 Scheurer 482/9
5,302,164 A * 4/1994 Austin 482/91
D401,985 S * 12/1998 Wheeler D21/686
6,022,303 A * 2/2000 Abdo 482/140

* cited by examiner

Primary Examiner—Philip S. Hyder

(74) *Attorney, Agent, or Firm*—Collen Law Associates;
Robert M. McDermott

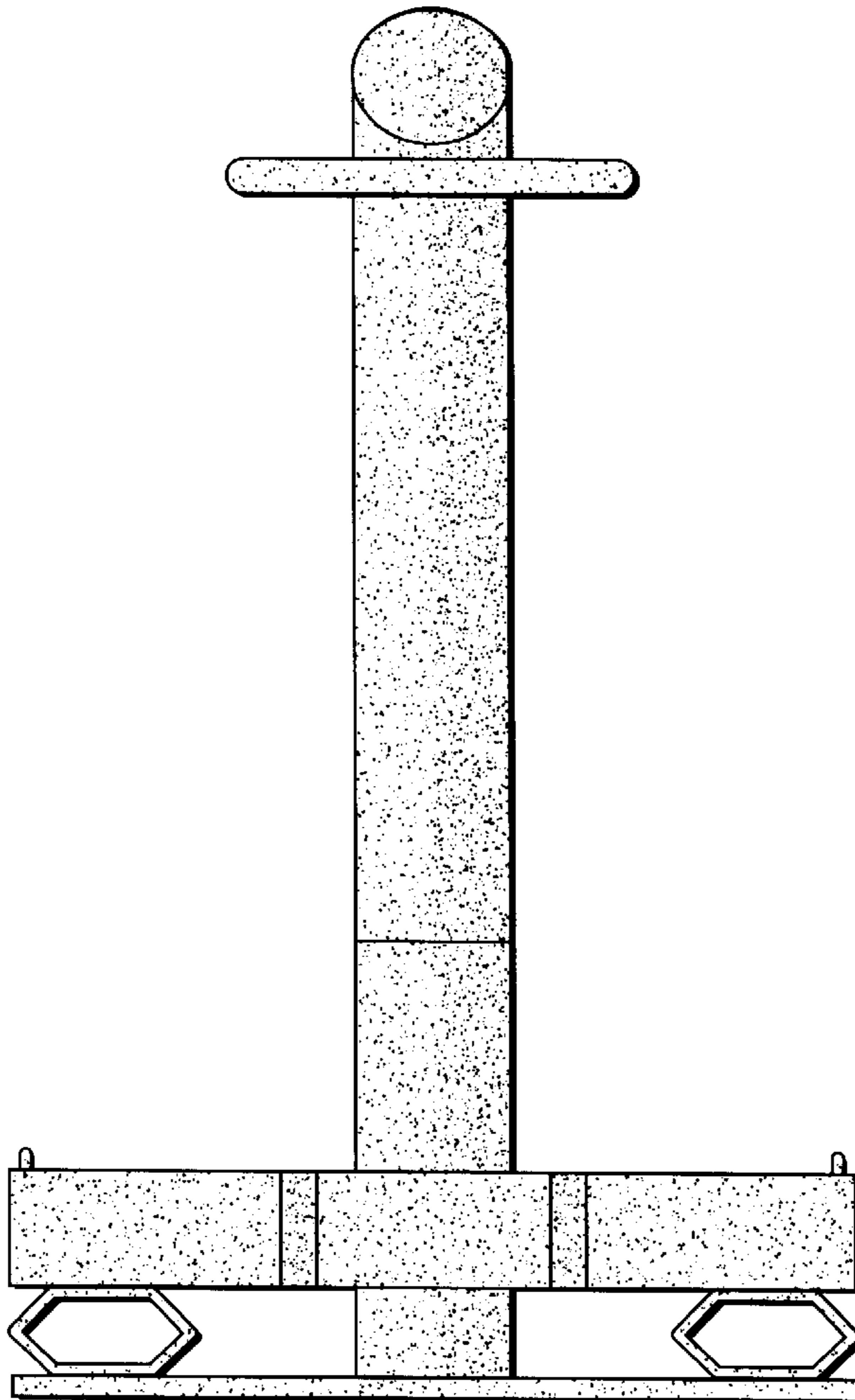
(57) **CLAIM**

The ornamental design for an exercise device, as shown and described.

DESCRIPTION

FIG. 1 is a top view of my new and ornamental design for an exercise device;
FIG. 2 is a front view thereof;
FIG. 3 is a back view thereof; and,
FIG. 4 is a right side view thereof.

1 Claim, 4 Drawing Sheets



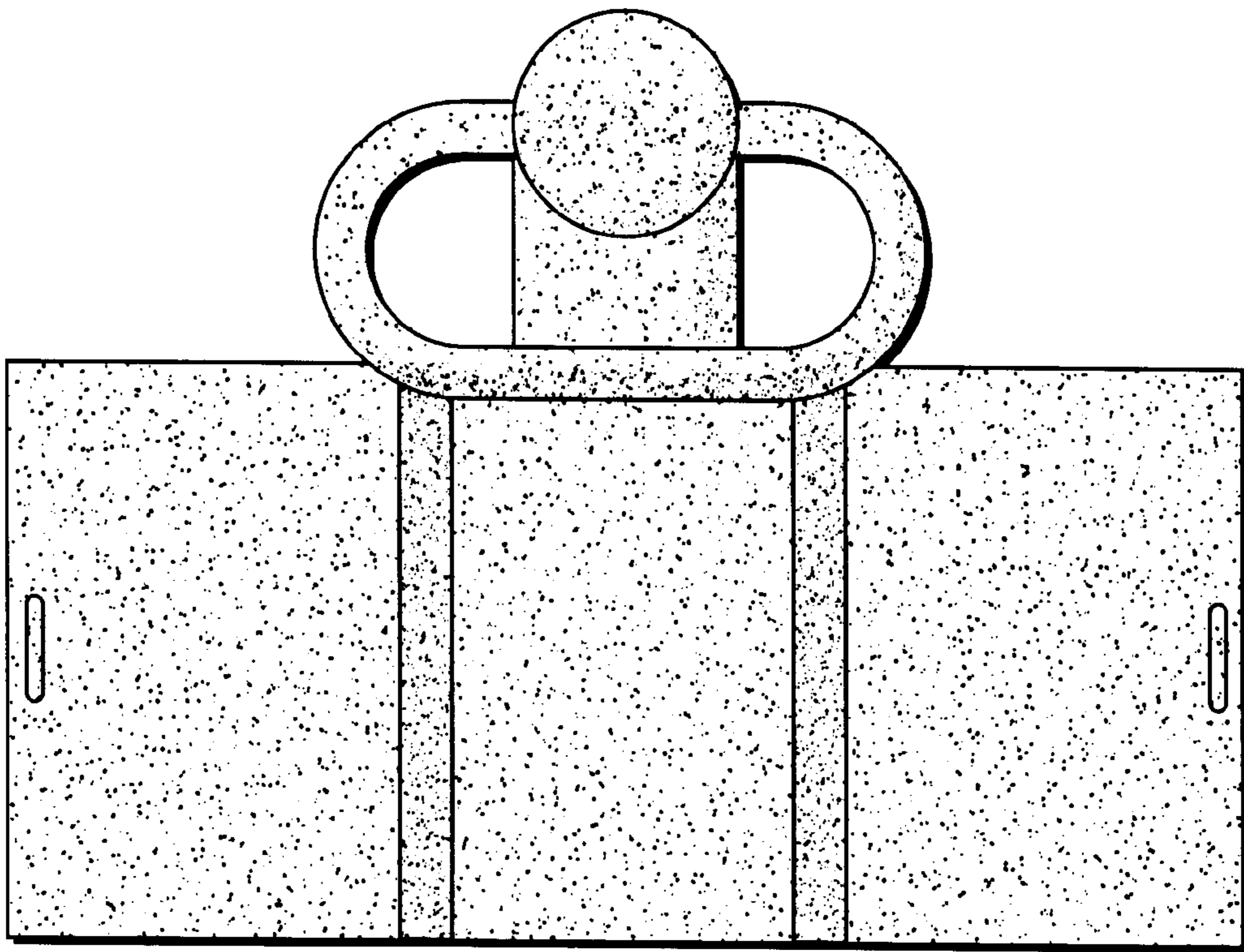


Fig. 1

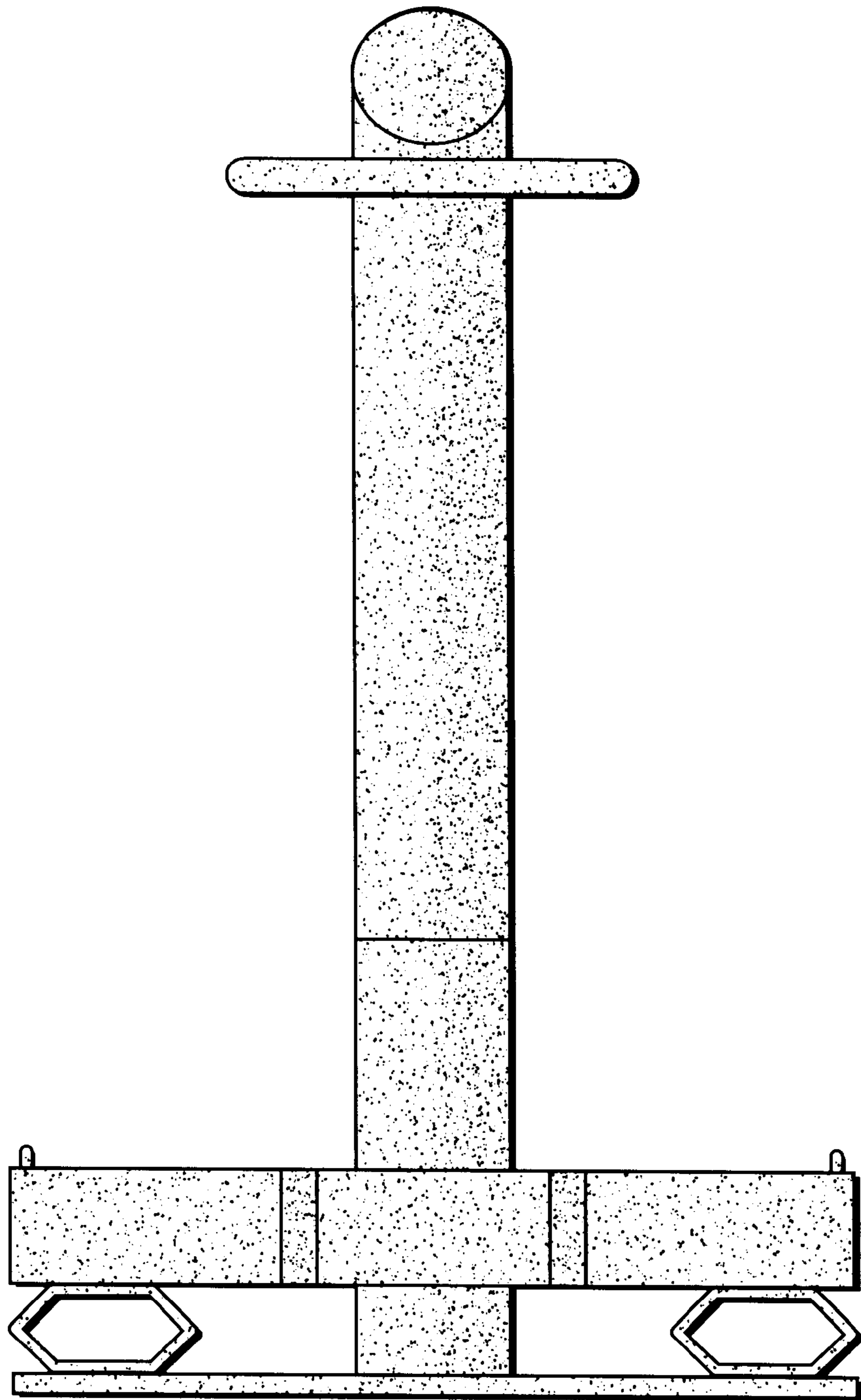


Fig. 2

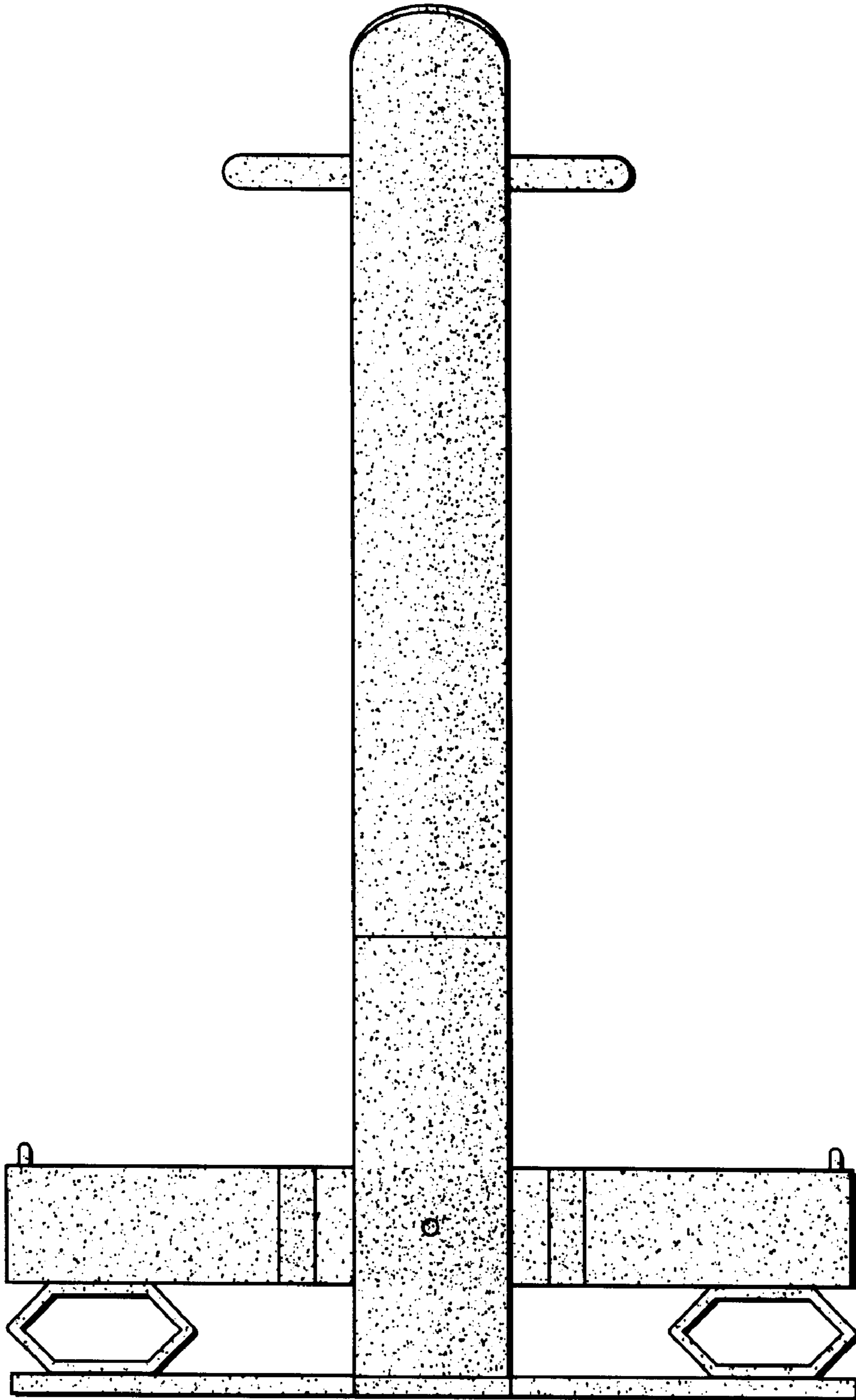


Fig. 3




Fig. 4