



US00D460497S

(12) **United States Design Patent**
Johnstone et al.

(10) **Patent No.:** **US D460,497 S**

(45) **Date of Patent:** **** Jul. 16, 2002**

(54) **ROULETTE PAY-OUT CALCULATOR**

(75) Inventors: **Robert W. Johnstone; Brian McAndrew**, both of Grand Forks (CA)

(73) Assignee: **Andrew Stone Casino Promotions Ltd.**, Kelowna (CA)

(**) Term: **14 Years**

(21) Appl. No.: **29/148,796**

(22) Filed: **Sep. 28, 2001**

(51) **LOC (7) Cl.** **21-03**

(52) **U.S. Cl.** **D21/369; D21/385**

(58) **Field of Search** **D18/6, 11; D21/362, D21/369-375; 273/148 R; 700/92**

(56) **References Cited**

U.S. PATENT DOCUMENTS

- 2,866,601 A * 12/1958 Naber 273/148 R
- 4,130,871 A * 12/1978 Olsen et al. 273/148 R
- 4,142,236 A * 2/1979 Martz et al. 700/92
- 4,275,443 A * 6/1981 Sorin 273/148 R

- 4,286,323 A * 8/1981 Meday 273/148 R
- D294,573 S * 3/1988 Ohzu D18/6
- 4,744,098 A * 5/1988 Grabowski 273/148 R
- 4,948,125 A * 8/1990 Mayes 273/148 R

* cited by examiner

Primary Examiner—Sandra L. Morris

(74) *Attorney, Agent, or Firm*—Antony C. Edwards

(57) **CLAIM**

The ornamental design for a roulette pay-out calculator, as shown and described.

DESCRIPTION

FIG. 1 is a perspective view of an embodiment of the roulette pay-out calculator.

FIG. 2 is a plan view of the said embodiment.


FIG. 3 is a front elevation view of the said embodiment.

FIG. 4 is a rear elevation view of the said embodiment.

FIG. 5 is a left side elevation view of the said embodiment, the right side elevation view being a mirror image thereof; and,

FIG. 6 is a bottom view of the said embodiment.

1 Claim, 4 Drawing Sheets



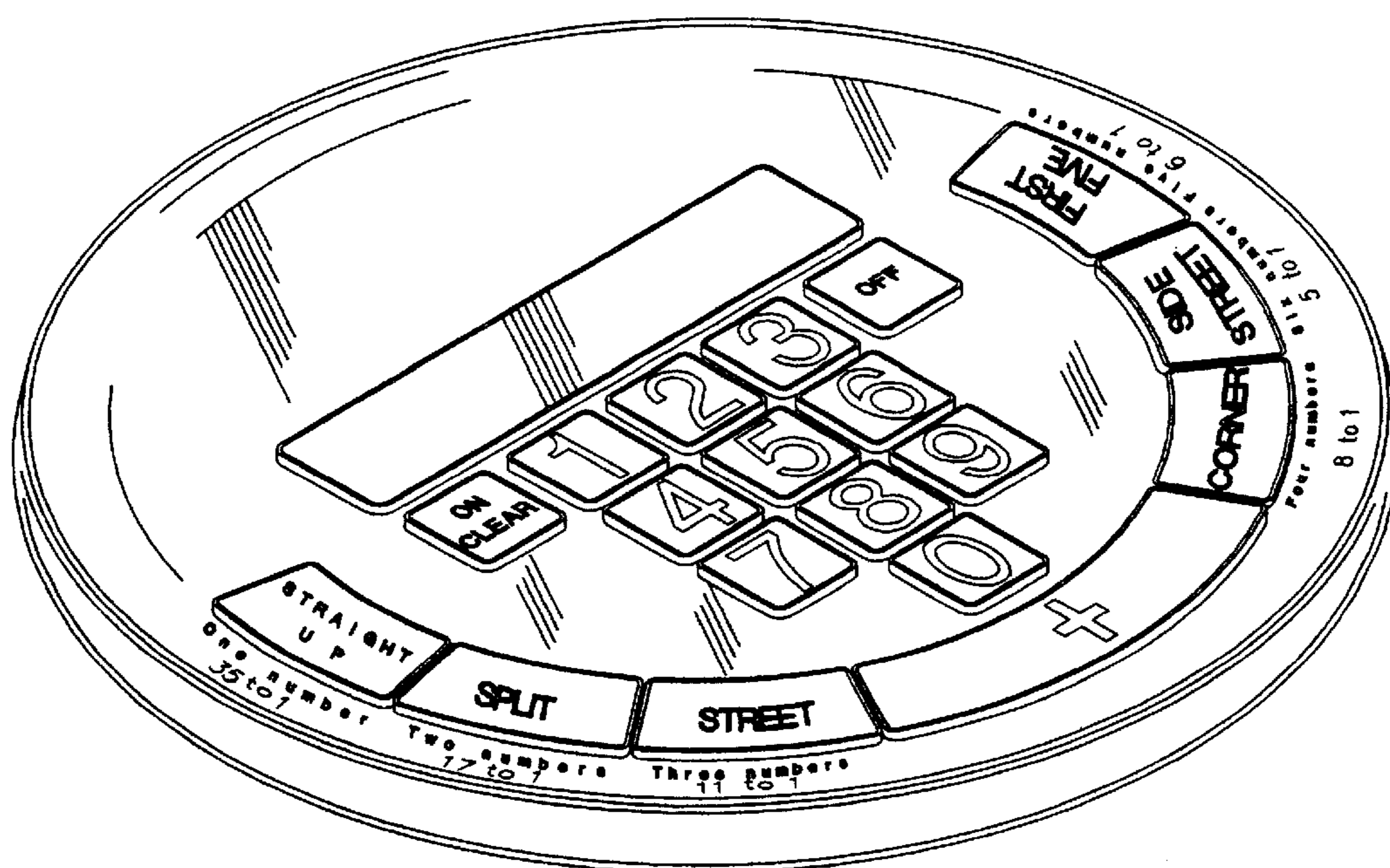


Fig 1


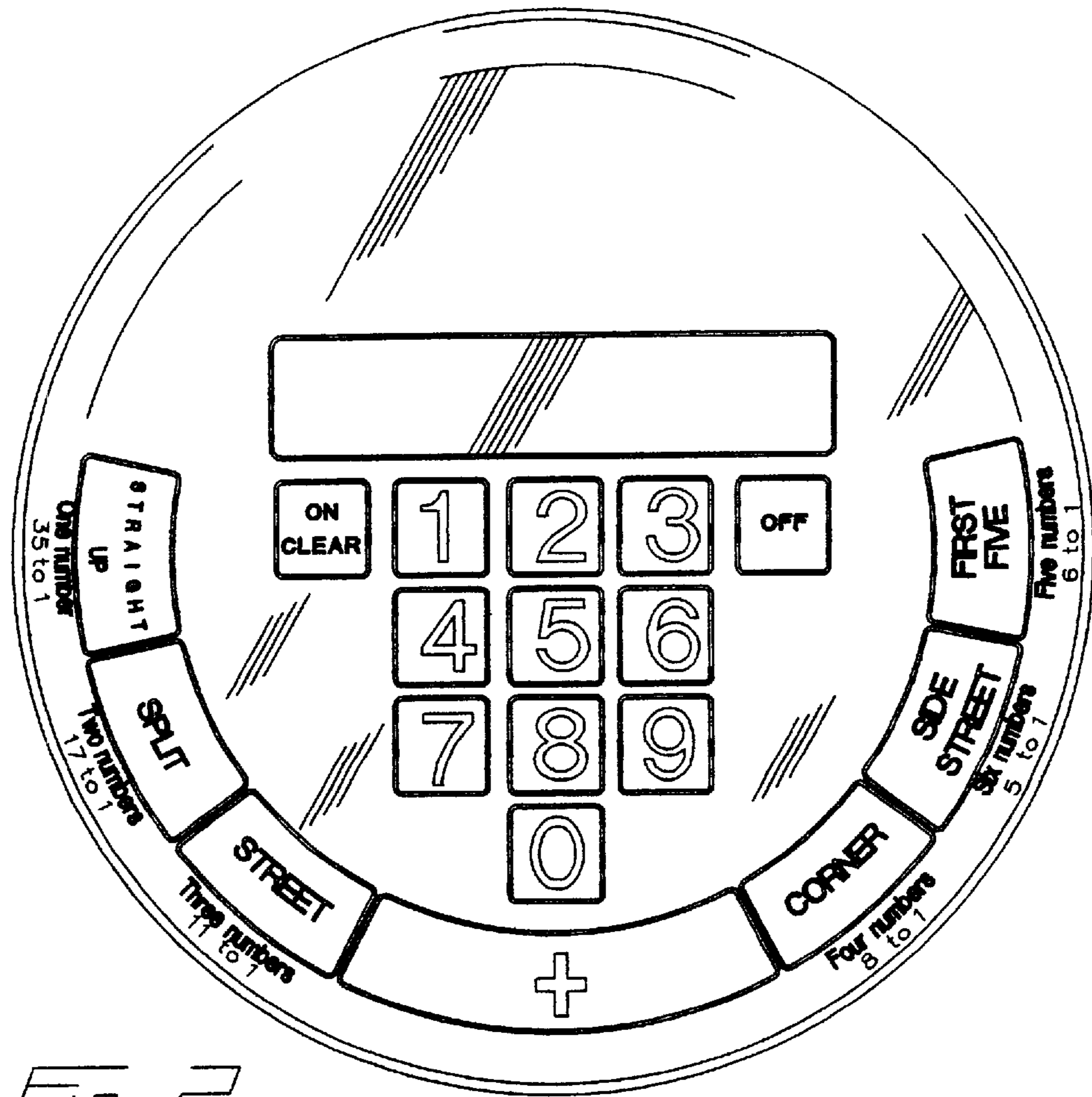


FIG 3




Fig 4




Fig 5

