



US00D460486S

(12) **United States Design Patent**
Oka

(10) **Patent No.:** **US D460,486 S**

(45) **Date of Patent:** **** Jul. 16, 2002**

(54) **CAP FOR A WRITING INSTRUMENT**

(75) Inventor: **Shigeo Oka**, Tokyo (JP)

(73) Assignee: **Pentel Kabushiki Kaisha** (JP)

(**) Term: **14 Years**

(21) Appl. No.: **29/150,914**

(22) Filed: **Nov. 21, 2001**

(30) **Foreign Application Priority Data**

May 30, 2001 (JP) 2001-015556

(51) **LOC (7) Cl.** **19-06**

(52) **U.S. Cl.** **D19/57; D19/56**

(58) **Field of Search** D19/35, 36, 41-51,
D19/53-58, 81-85; 401/98, 202, 213, 243-247,
262; 24/10 R, 11 R, 11 P, 11 C, 11 PP,
11 F

(56) **References Cited**

U.S. PATENT DOCUMENTS

D319,844 S * 9/1991 Grötsch et al. D19/48

D339,822 S * 9/1993 Möck et al. D19/48

D349,297 S * 8/1994 Shimizu D19/57

D385,917 S * 11/1997 Katami D19/57

D395,672 S * 6/1998 Navarro D19/48

D447,174 S * 8/2001 Kamiyama D19/43

* cited by examiner

Primary Examiner—Martie K. Holtje

(74) *Attorney, Agent, or Firm*—Adams & Wilks

(57) **CLAIM**

The ornamental design for a cap for a writing instrument, as shown and described.

DESCRIPTION

FIG. 1 is a perspective view of a cap for a writing instrument showing my new design;

FIG. 2 is a front elevational view thereof;

FIG. 3 is a rear elevational view thereof;

FIG. 4 is a bottom view thereof;

FIG. 5 is a right side elevational view thereof; and,

FIG. 6 is a left side elevational view thereof.

1 Claim, 1 Drawing Sheet

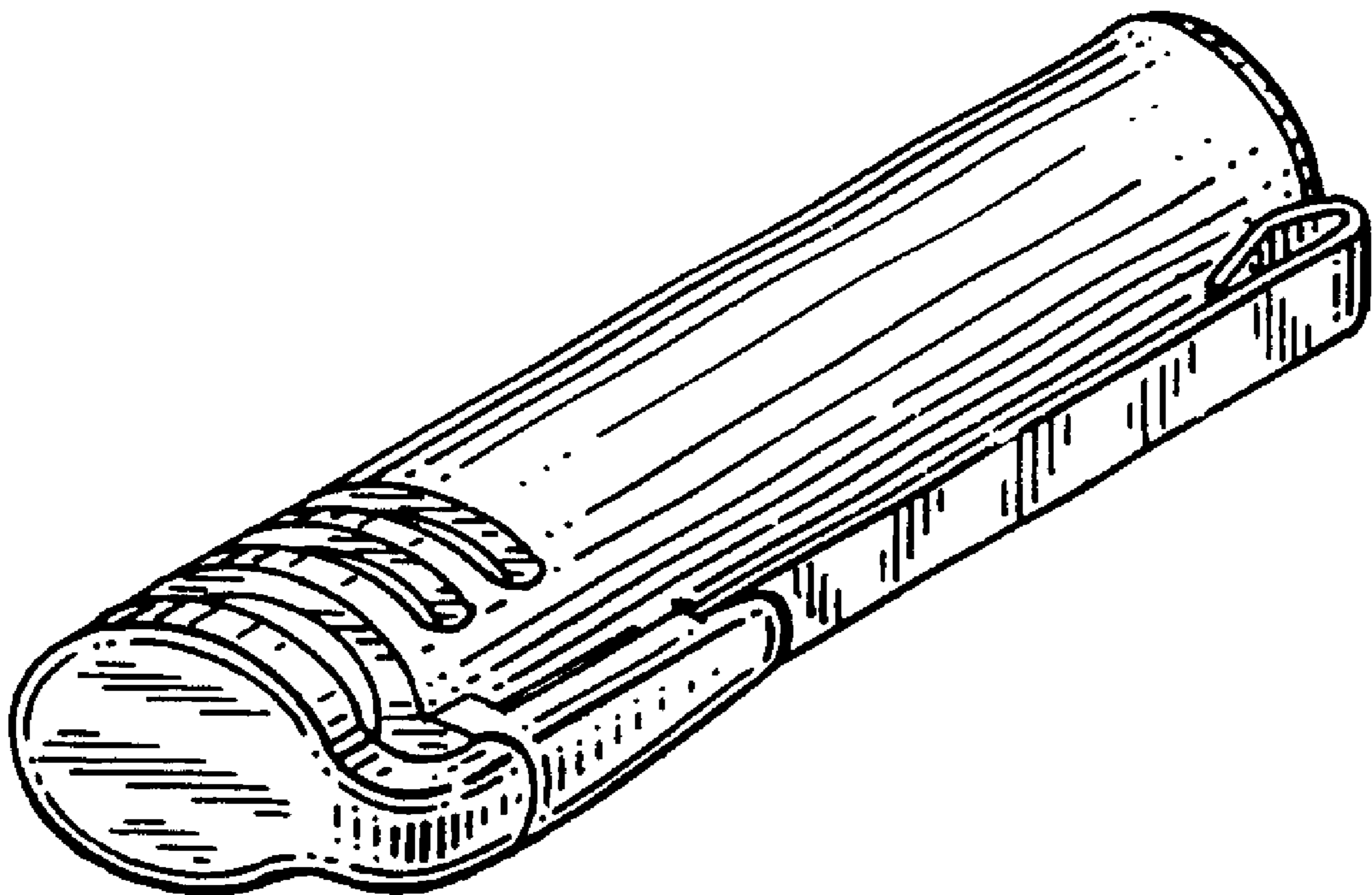


FIG. 1

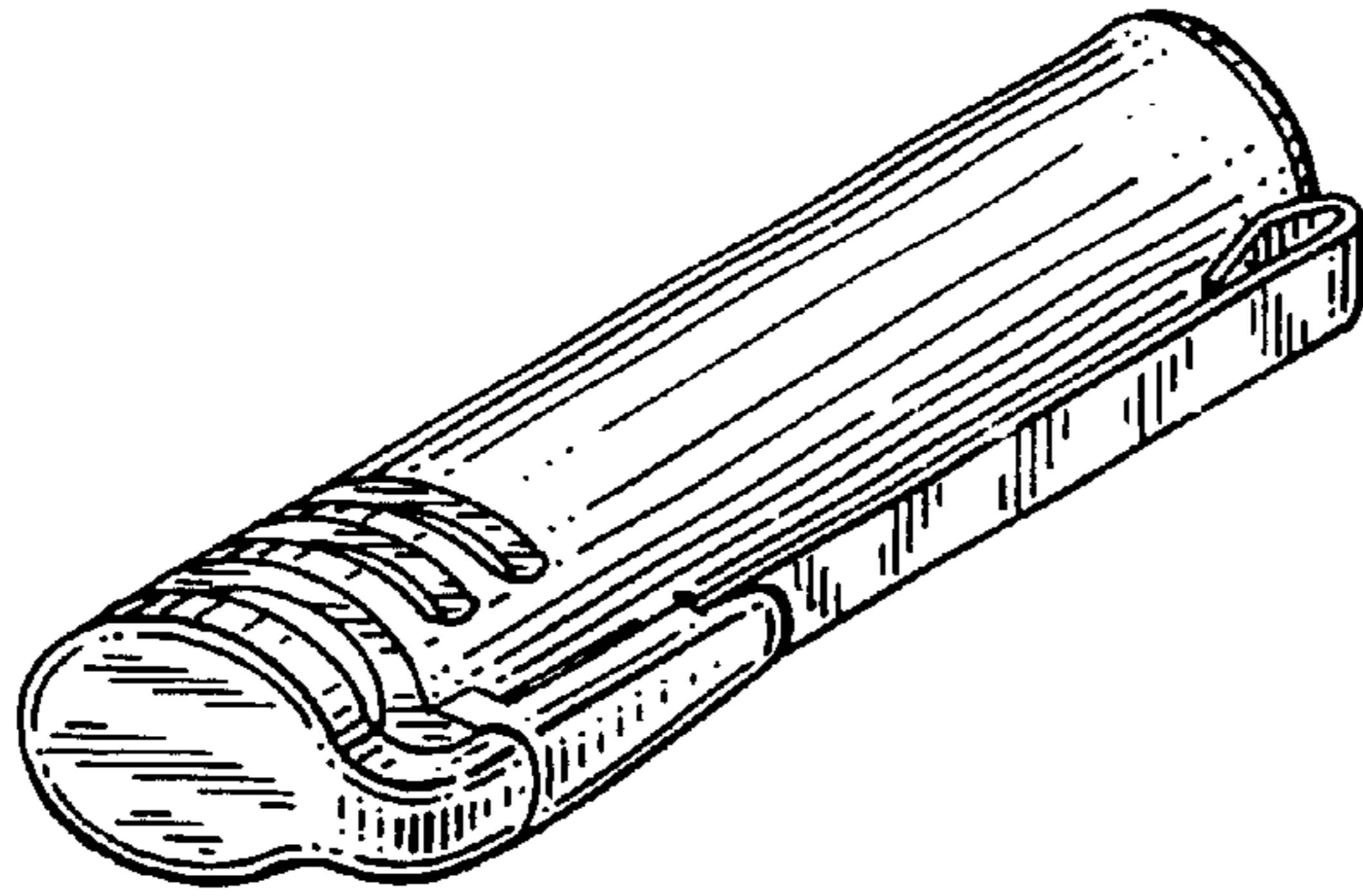


FIG. 5

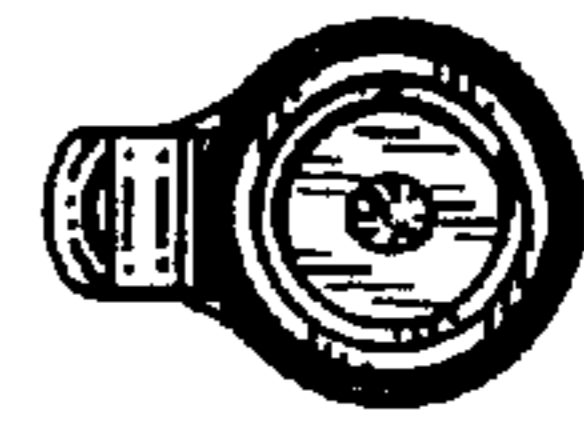


FIG. 6

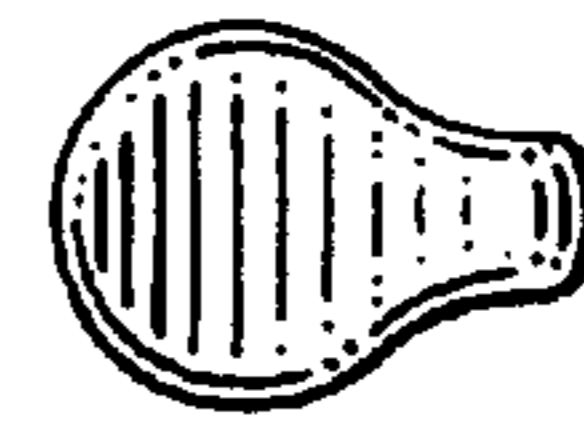


FIG. 2



FIG. 3




FIG. 4

