



US00D460456S

(12) **United States Design Patent**
Shimoda et al.

(10) **Patent No.:** **US D460,456 S**

(45) **Date of Patent:** **** Jul. 16, 2002**

(54) **IC MEMORY CARD**

D405,441 S 2/1999 Saito et al.

(75) Inventors: **Kenji Shimoda; Shinichi Hiroki**, both of Tokyo; **Takashi Torii; Yutaka Nakamura**, both of Kadoma, all of (JP); **Bob Wallace**, Sunnyvale, CA (US); **Dan Auclair**, Sunnyvale, CA (US); **Yoram Cedar**, Sunnyvale, CA (US); **Yosi Pinto**, Tefen (IL)

(List continued on next page.)

FOREIGN PATENT DOCUMENTS

DE	DM/040 547	6/1997
JP	923611	4/1995
JP	953684	5/1996
JP	953684-1	6/1996
JP	1038035	5/1999
JP	1085563	9/2000
JP	1085565	9/2000
JP	1090240	11/2000
JP	1098466	1/2001

(73) Assignees: **Kabushiki Kaisha Toshiba**, Tokyo (JP); **SanDisk Corporation**, Sunnyvale, CA (US); **Matsushita Electric Industrial Co.**, Osaka (JP)

OTHER PUBLICATIONS

Panasonic Catalog, cover page, and pp. 3, 4, 13, 15 and 16, dated 1999.
San disk, Multimedia Card Product Manual, pp. 1, 2, 3 and 17 dated 1999.
SanDisk Memory Cards and Connectivity Solutions Brochure, dated Oct. 2000.
SanDisk Compact Flash™ and MultimediaCard Brochure, dated Oct. 2000.
SanDisk MultimediaCard, Product/Applications Background Report, dated May 2000.

(**) Term: **14 Years**

(21) Appl. No.: **29/148,163**

(22) Filed: **Sep. 17, 2001**

(30) **Foreign Application Priority Data**

Mar. 16, 2001 (JP) 2001-007026

(51) **LOC (7) Cl.** **14-02**

(52) **U.S. Cl.** **D14/436**

(58) **Field of Search** D14/435-438, D14/478, 480; D13/182; 174/16.3, 52.1, 52.2, 52.4; 257/670, 676, 686, 688, 690, 691, 692, 696, 703, 787; 437/217; 361/679, 736, 737, 742, 752; 235/492, 441; 439/353, 60, 633, 677

Primary Examiner—Kay H. Chin
(74) *Attorney, Agent, or Firm*—Banner & Witcoff, Ltd.

(57) **CLAIM**

The ornamental design for IC memory card, as shown and described.

(56) **References Cited**

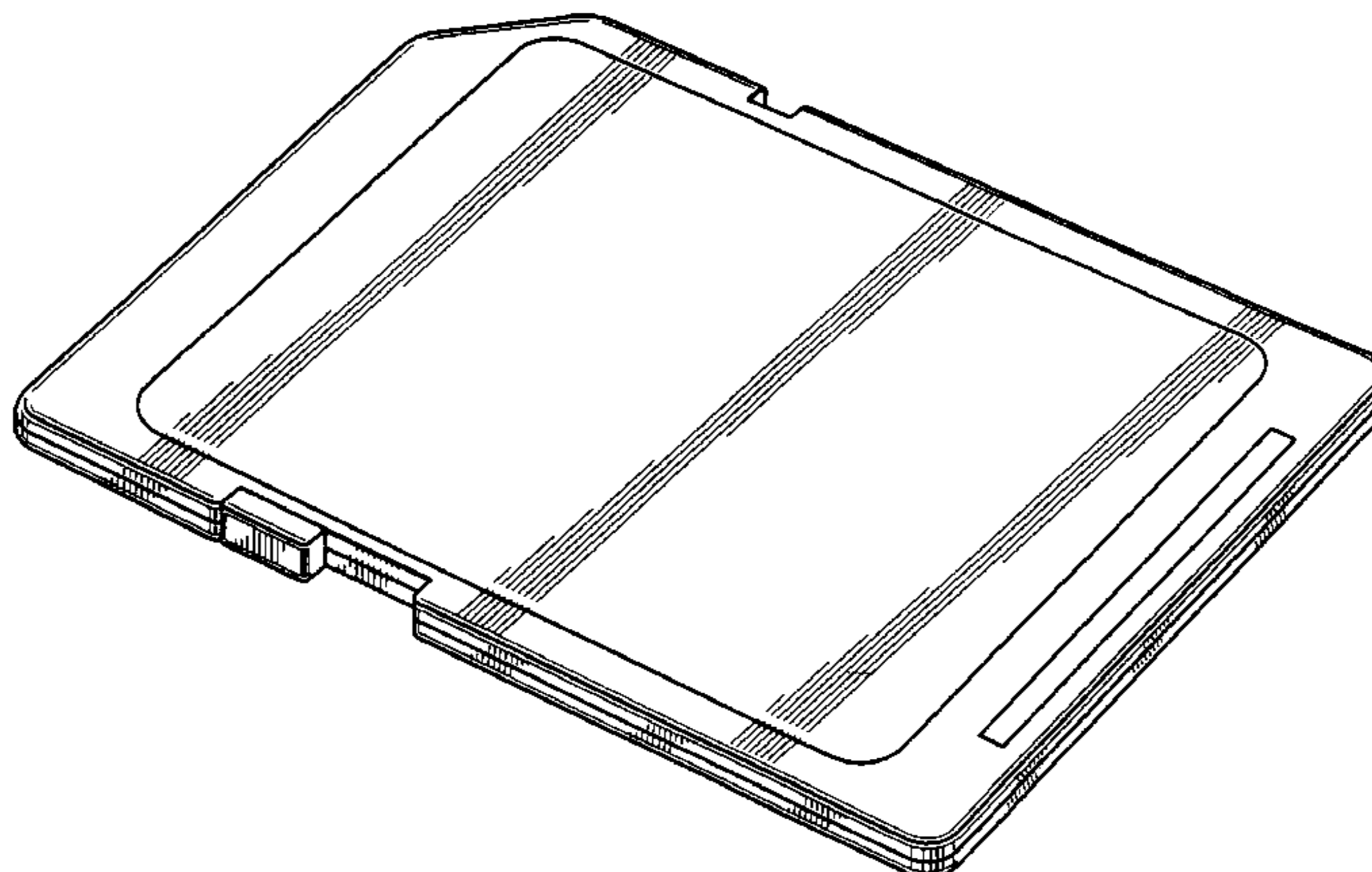
U.S. PATENT DOCUMENTS

D267,714 S	1/1983	Tajima et al.	
D311,391 S	10/1990	Ueshin et al.	
D320,225 S	* 9/1991	Ido et al.	D14/436
D368,082 S	3/1996	Goto	
D369,156 S	4/1996	Ohmori et al.	
D369,157 S	4/1996	Ohmori et al.	
D371,548 S	7/1996	Yamamoto et al.	
D374,436 S	10/1996	Yamamoto et al.	
D375,941 S	11/1996	Kerklaan	
D377,344 S	1/1997	Yamamoto et al.	

DESCRIPTION

FIG. 1 is a top, front and right side perspective view of IC memory card showing our new design, FIG. 2 is a front elevational view thereof, FIG. 3 is a rear elevational view thereof, FIG. 4 is a top plan view thereof, FIG. 5 is a bottom plan view thereof, FIG. 6 is a left side elevational view thereof; and, FIG. 7 is right side elevational view thereof.

1 Claim, 3 Drawing Sheets



US D460,456 S

Page 2

U.S. PATENT DOCUMENTS

D407,392 S	3/1999	Kleineidam	6,097,605 A	8/2000	Klatt et al.	
D410,913 S	6/1999	Saito et al.	6,108,209 A	8/2000	Cox et al.	
D415,132 S	* 10/1999	Homma et al.	D445,096 S	* 7/2001	Wallace	D14/436
D416,886 S	11/1999	Hirai et al.	D445,111 S	* 7/2001	Okamoto et al.	D14/436
D417,212 S	11/1999	Oba	D446,525 S	* 8/2001	Okamoto et al.	D14/436

* cited by examiner

FIG. 1

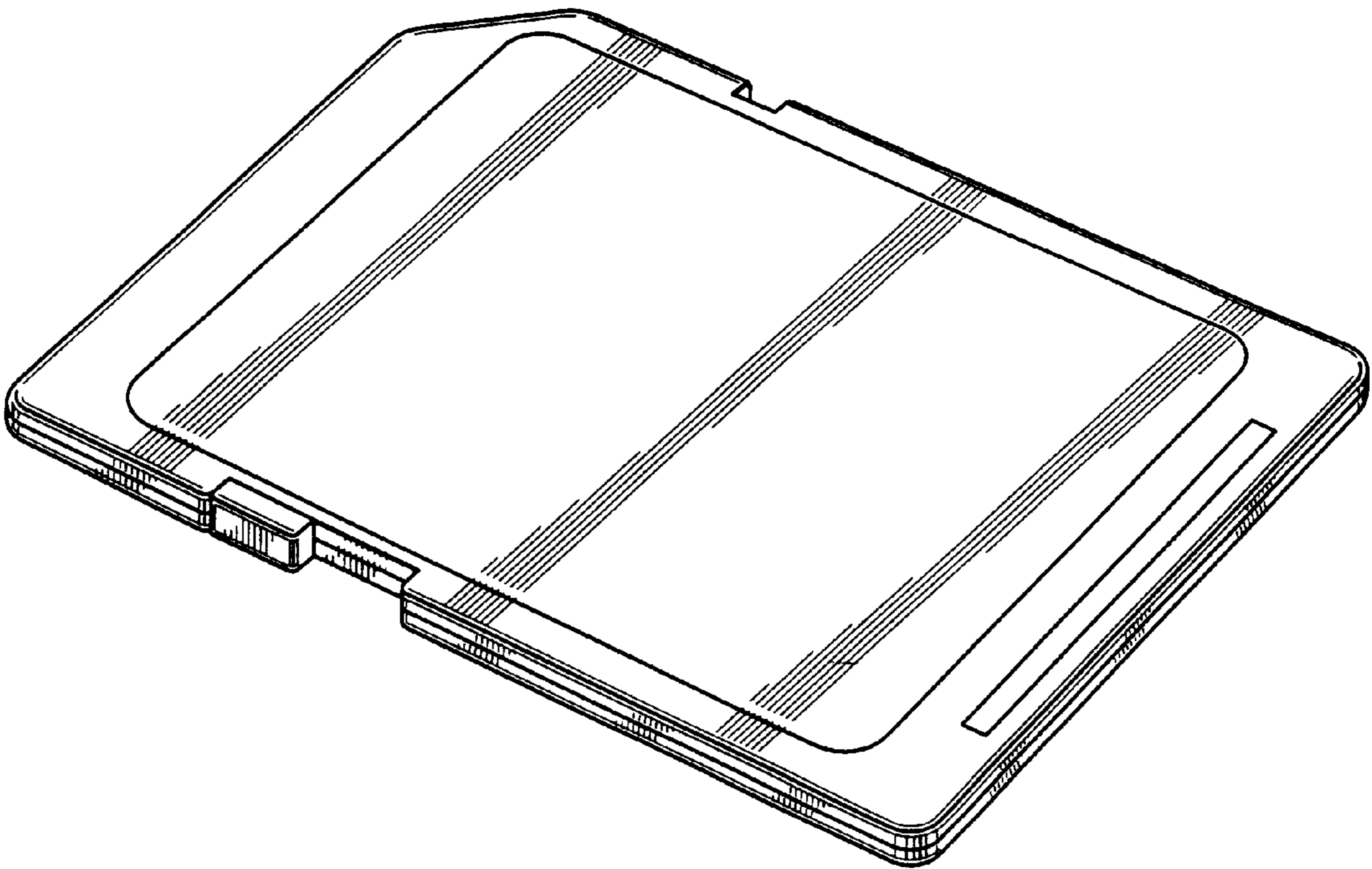


FIG. 2

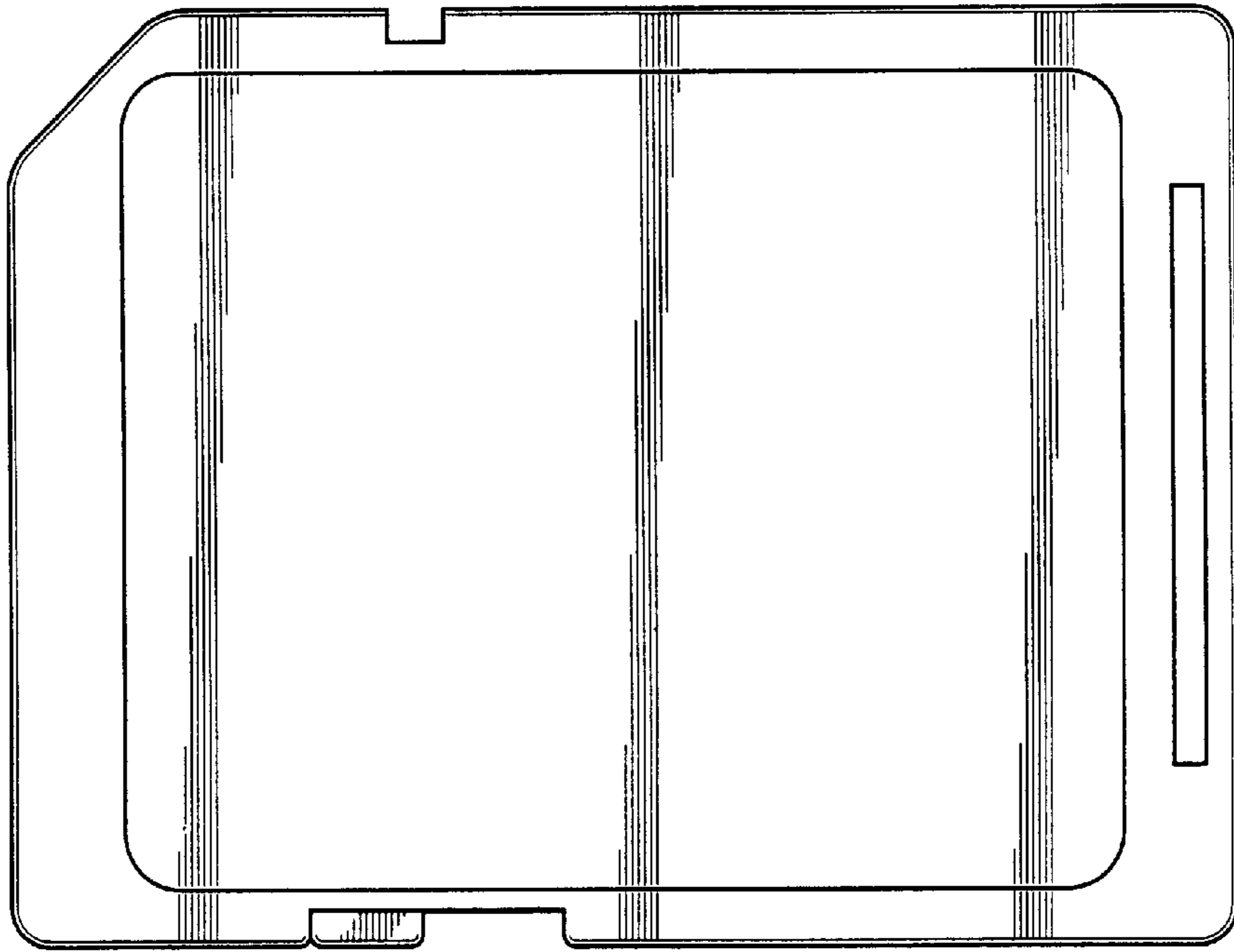


FIG. 3

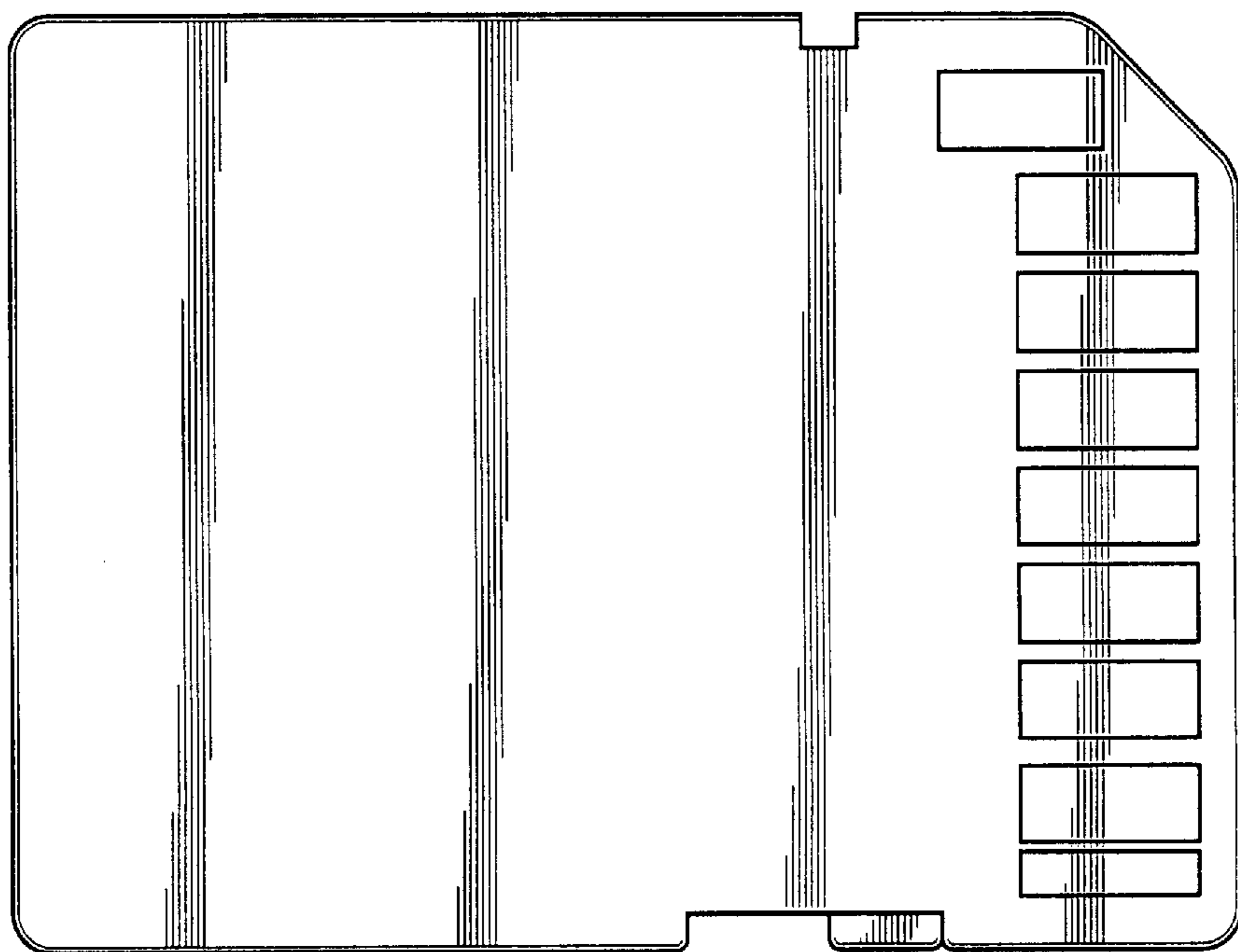


FIG. 4

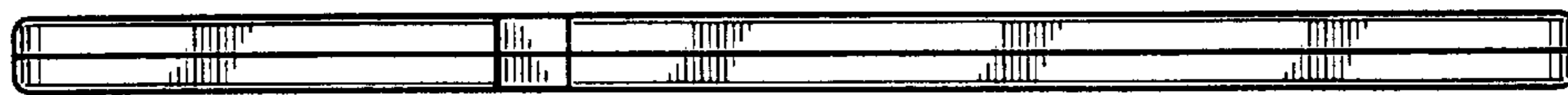


FIG. 5




FIG. 6



FIG. 7

