



US00D460454S

(12) **United States Design Patent**  
**Pentz**

(10) **Patent No.: US D460,454 S**

(45) **Date of Patent: \*\* \*Jul. 16, 2002**

(54) **DATA CARD**

(75) Inventor: **Jamily Pentz**, Tega Cay, SC (US)

(73) Assignee: **Bank of America Corporation**,  
Charlotte, NC (US)

(\* ) Notice: This patent is subject to a terminal disclaimer.

(\*\*) Term: **14 Years**

(21) Appl. No.: **29/141,699**

(22) Filed: **May 11, 2001**

(51) **LOC (7) Cl.** ..... **14-02**

(52) **U.S. Cl.** ..... **D14/436**

(58) **Field of Search** ..... D14/432-436;  
283/106, 107, 108, 75, 900, 904, 82; D19/9,  
10

(56) **References Cited**

**U.S. PATENT DOCUMENTS**

3,230,650 A	1/1966	Orkin	
4,079,883 A	3/1978	Calder	
4,338,805 A	7/1982	Nygren	
4,443,027 A	4/1984	McNeely et al.	
4,682,794 A	* 7/1987	Margolin	283/82
4,711,996 A	* 12/1987	Drexler	235/468
4,914,281 A	4/1990	Benton et al.	
5,061,845 A	10/1991	Pinnavaia	
5,090,736 A	* 2/1992	Minkus	283/77
5,096,228 A	3/1992	Rinderknecht	
5,250,341 A	10/1993	Kobayashi et al.	
5,255,941 A	* 10/1993	Solomon	283/82
5,700,037 A	12/1997	Keller	
5,844,230 A	12/1998	Lalonde	
D406,861 S	* 3/1999	Leedy, Jr.	D19/10
D420,658 S	* 2/2000	Eyler	D14/436
6,196,594 B1	* 3/2001	Keller	283/82

**FOREIGN PATENT DOCUMENTS**

WO WO 93/11510 A1 6/1993

**OTHER PUBLICATIONS**

Identification cards—Physical characteristics, ISO/IEC, 7810: 1995(E).

Identification cards—Recording technique—Part 2: Magnetic stripe—Low coercivity, ISO/IEC, 7811-2: 2001(E).

Identification cards—Recording technique—Part 3: Location of embossed characters on ID-1 cards, ISO/IEC, 7811-3: 1995(E).

Identification cards—Recording technique—Part 4: Location of read-only magnetic tracks—Tracks 1 and 2, ISO/IEC, 7811-4: 1995(E).

Identification cards—Recording technique—Part 5: Location of read-write magnetic track—Track 3, ISO/IEC, 7811-5: 1995(E).

Identification cards—Recording technique—Part 6: Magnetic stripe—High coercivity, ISO/IEC, 7811-6: 2001(E).

Photocopy of a Metro farecard.

Photocopy of grocery discount card (2 pages).

\* cited by examiner

*Primary Examiner*—Kay H. Chin

(74) *Attorney, Agent, or Firm*—Michael A. Springs;  
Covington & Burling

(57) **CLAIM**

The ornamental design for a data card, as shown and described.

**DESCRIPTION**

FIG. 1 is a perspective view of a data card showing my new design;

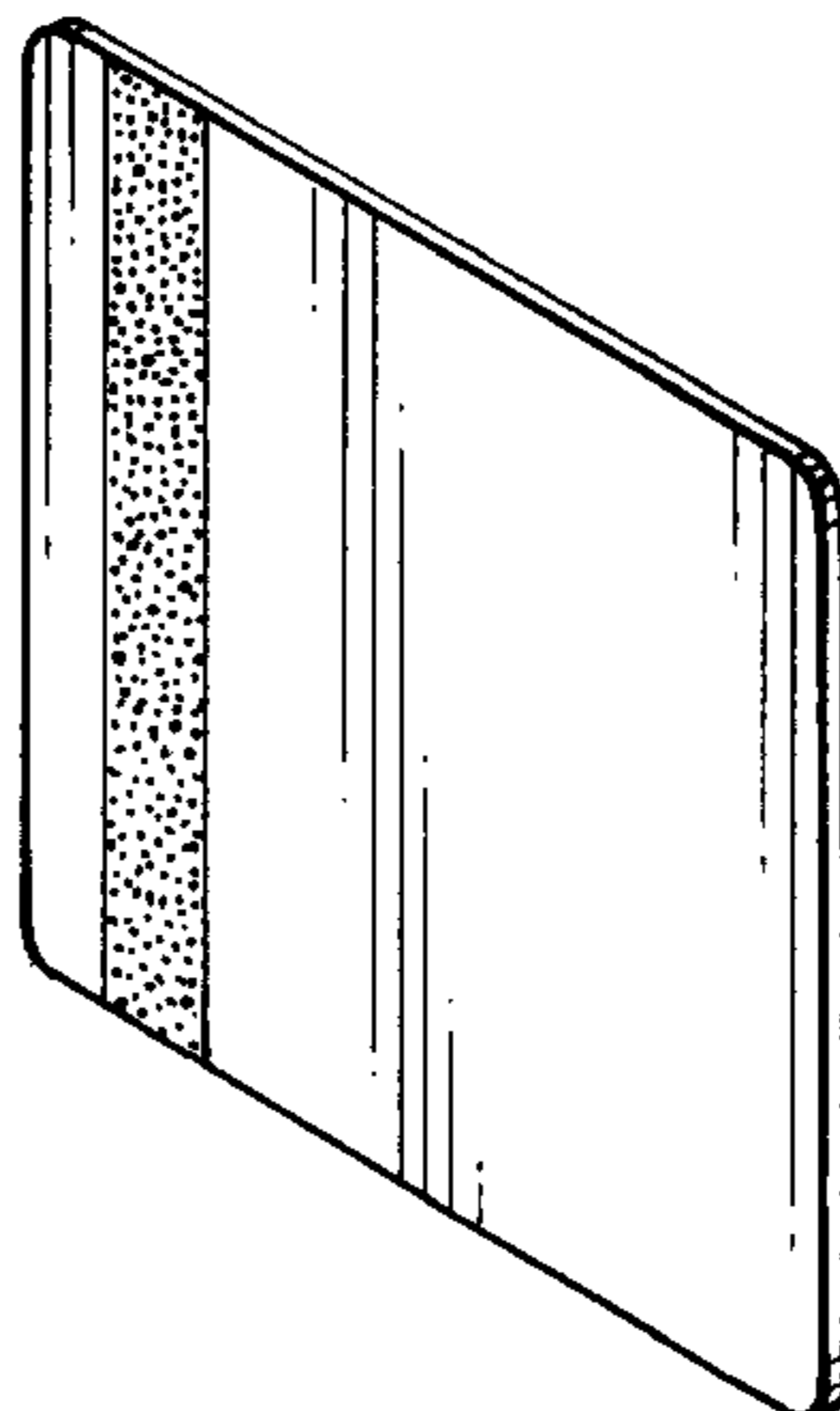
FIG. 2 is a top plan view thereof, the bottom being a mirror image;

FIG. 3 is a front elevational view thereof;

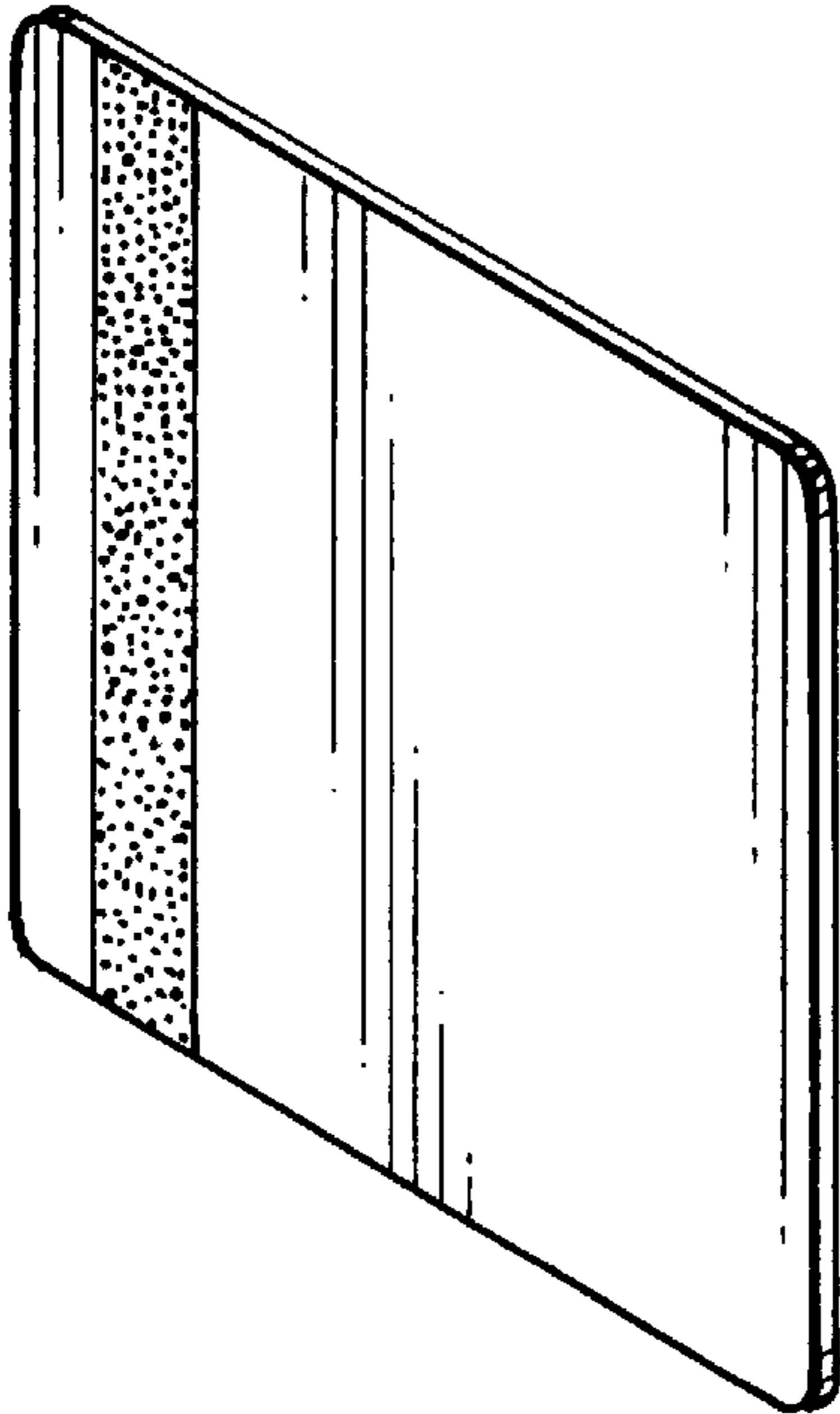
FIG. 4 is a left elevational view thereof, the right being a mirror image; and,

FIG. 5 is a rear elevational view thereof.

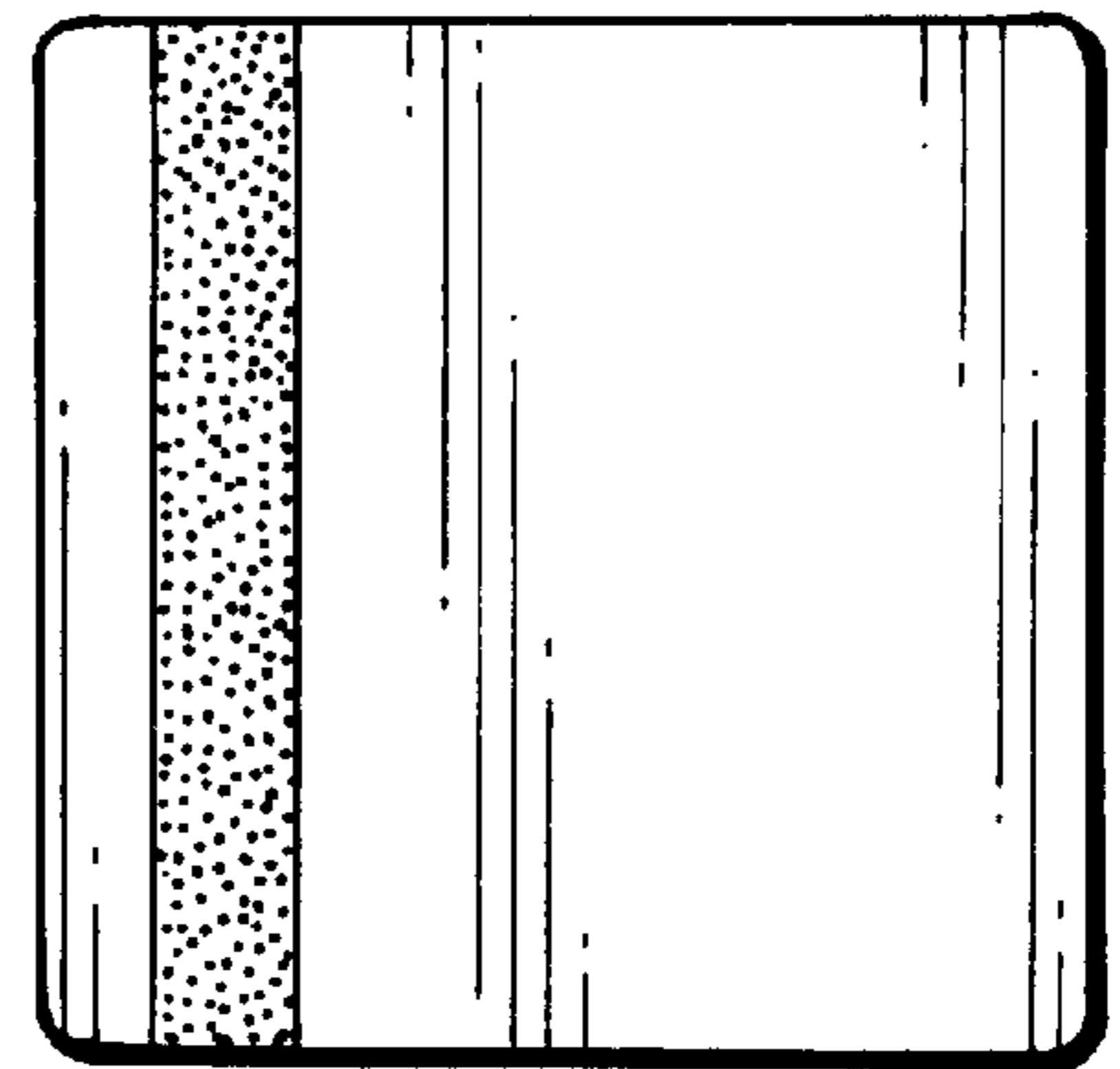
**1 Claim, 1 Drawing Sheet**



**FIG. 1**




**FIG. 2**



**FIG. 3**



**FIG. 4**



**FIG. 5**