



US00D460440S

(12) **United States Design Patent**
Sanders et al.

(10) **Patent No.:** **US D460,440 S**

(45) **Date of Patent:** **** Jul. 16, 2002**

(54) **PLANAR MAGNETIC TRANSDUCER**

(75) Inventors: **Ken Sanders**, Port Coquitlam;
Annabelle Edge, Vancouver; **Stuart Croxford**, Langley; **Dragoslav Colich**, Richmond; **Chris Von Hellermann**, Vancouver; **Donald Putt**, Abbotsford; **Mohammad Kermani**, Vancouver; **Scott Phillips**, Victoria; **Marc Delorme**, Camlachie; **James Ko**, Vancouver, all of (CA)

(73) Assignee: **Level 9 Sound Designs Inc.**, Richmond (CA)

(**) Term: **14 Years**

(21) Appl. No.: **29/130,150**

(22) Filed: **Sep. 29, 2000**

(51) **LOC (7) Cl.** **14-01**

(52) **U.S. Cl.** **D14/222**

(58) **Field of Search** D13/101; D14/222;
381/398, 399, 408, 431

(56) **References Cited**

U.S. PATENT DOCUMENTS

4,803,733 A * 2/1989 Carver et al. 381/193

5,021,613 A	*	6/1991	Garcia	381/203
5,627,903 A	*	5/1997	Porrizzo et al.	381/202
5,850,461 A	*	12/1998	Zelinka	381/408 X
5,901,235 A	*	5/1999	Thigpen et al.	381/431
5,953,438 A	*	9/1999	Stevenson et al.	381/431
5,961,762 A	*	10/1999	Zelinka et al.	381/408 X
D421,263 S	*	2/2000	Phillips	D14/222
6,097,830 A	*	8/2000	Zelinka et al.	381/431
6,104,825 A	*	8/2000	Thigpen	381/408
6,185,310 B1	*	2/2001	Kermani et al.	381/431

* cited by examiner

Primary Examiner—Joel Sincavage

(74) *Attorney, Agent, or Firm*—Dowell & Dowell, P.C.

(57) **CLAIM**

The ornamental design for a planar magnetic transducer, as shown and described.

DESCRIPTION

FIG. 1 is a front perspective elevational view of a planar magnetic transducer showing our new design;

FIG. 2 is a front elevational view;

FIG. 3 is a rear elevational view;

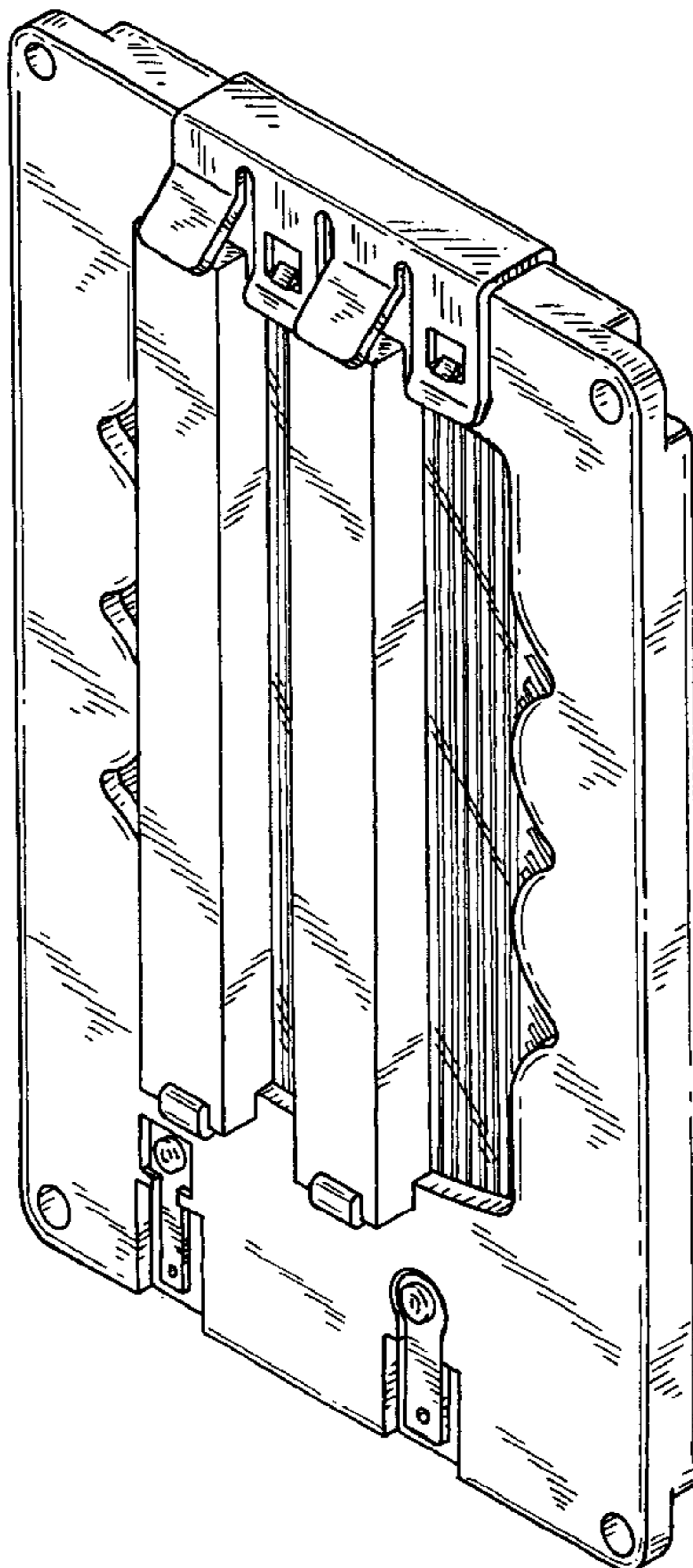
FIG. 4 is a view taken from the right side;

FIG. 5 is a view taken from the left side;

FIG. 6 is a top plan view; and,

FIG. 7 is a bottom plan view.

1 Claim, 3 Drawing Sheets



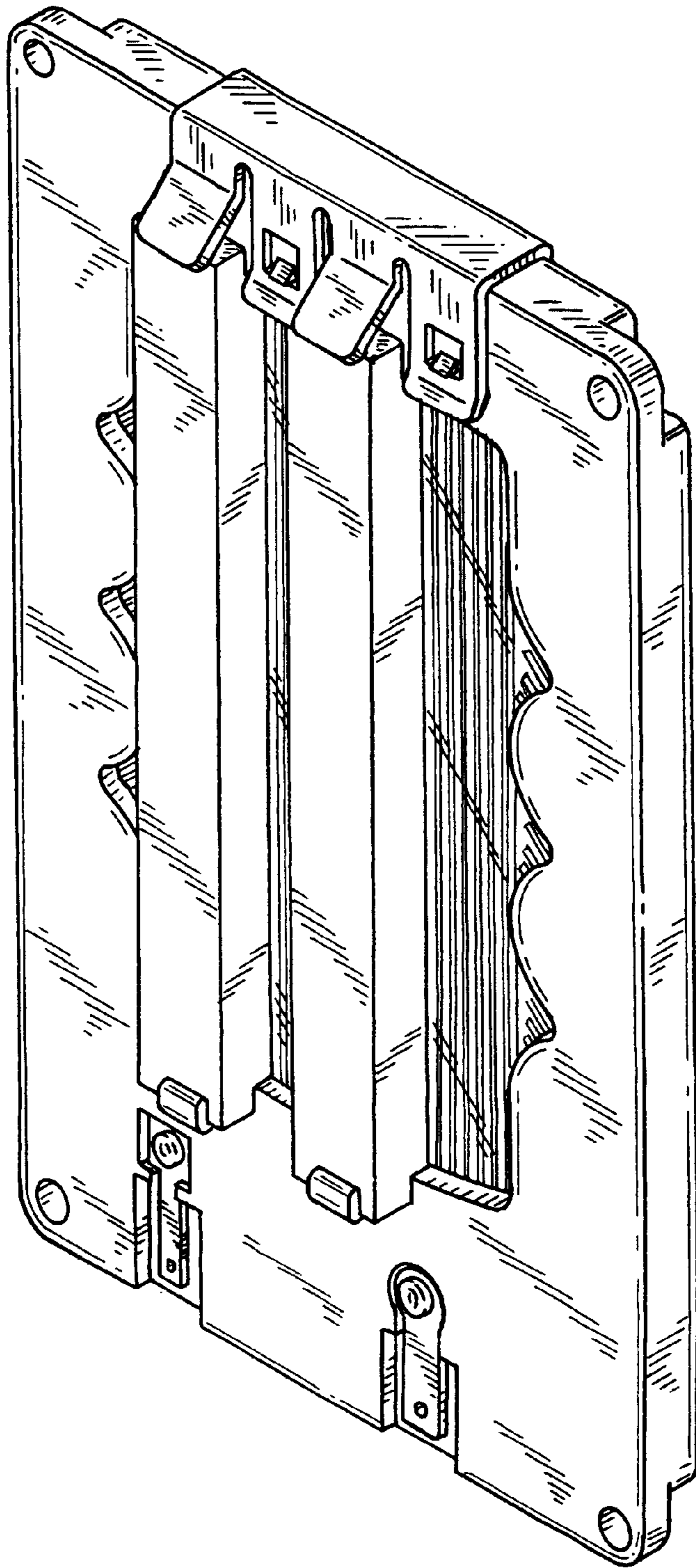


FIG. 1

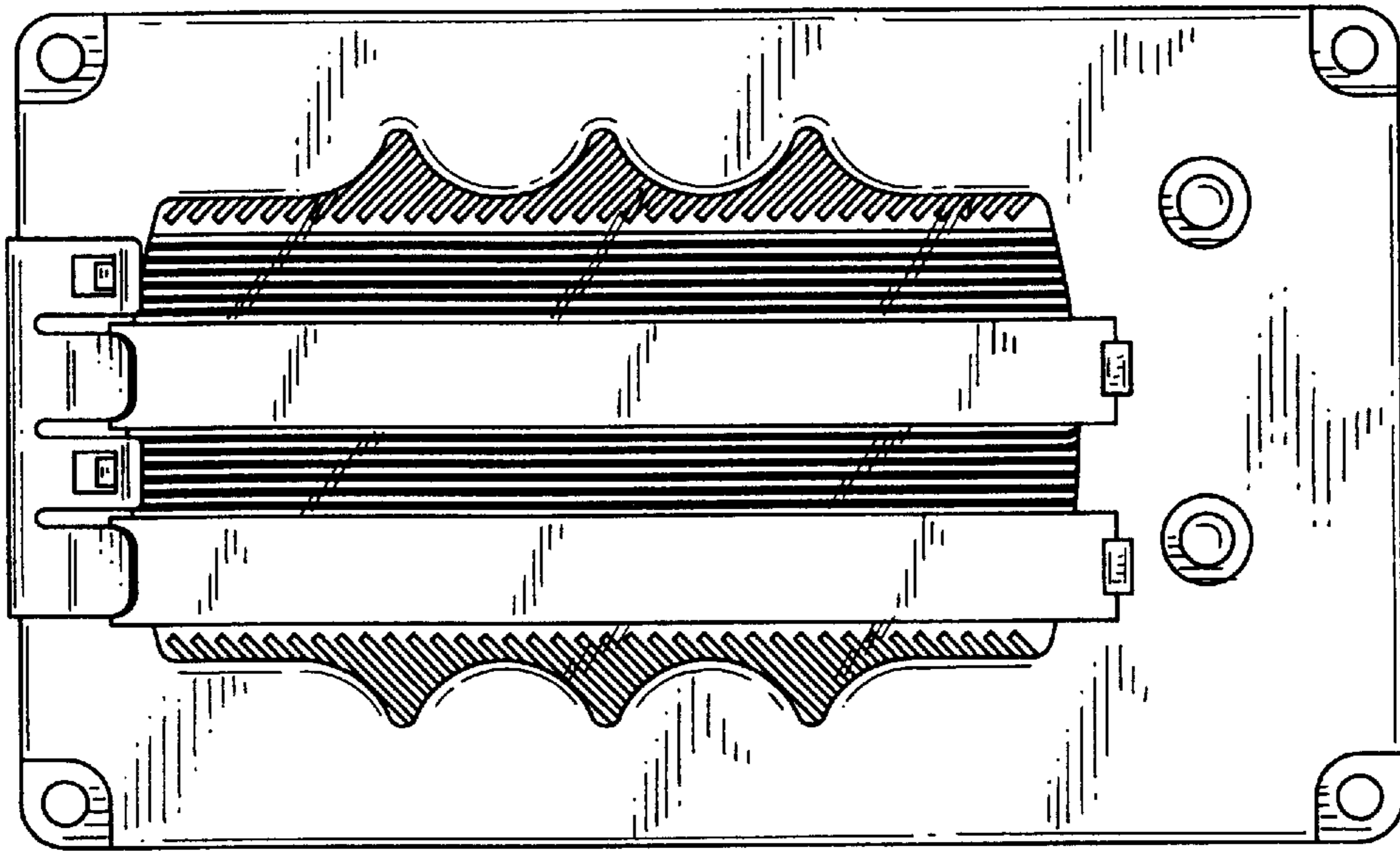


FIG. 3

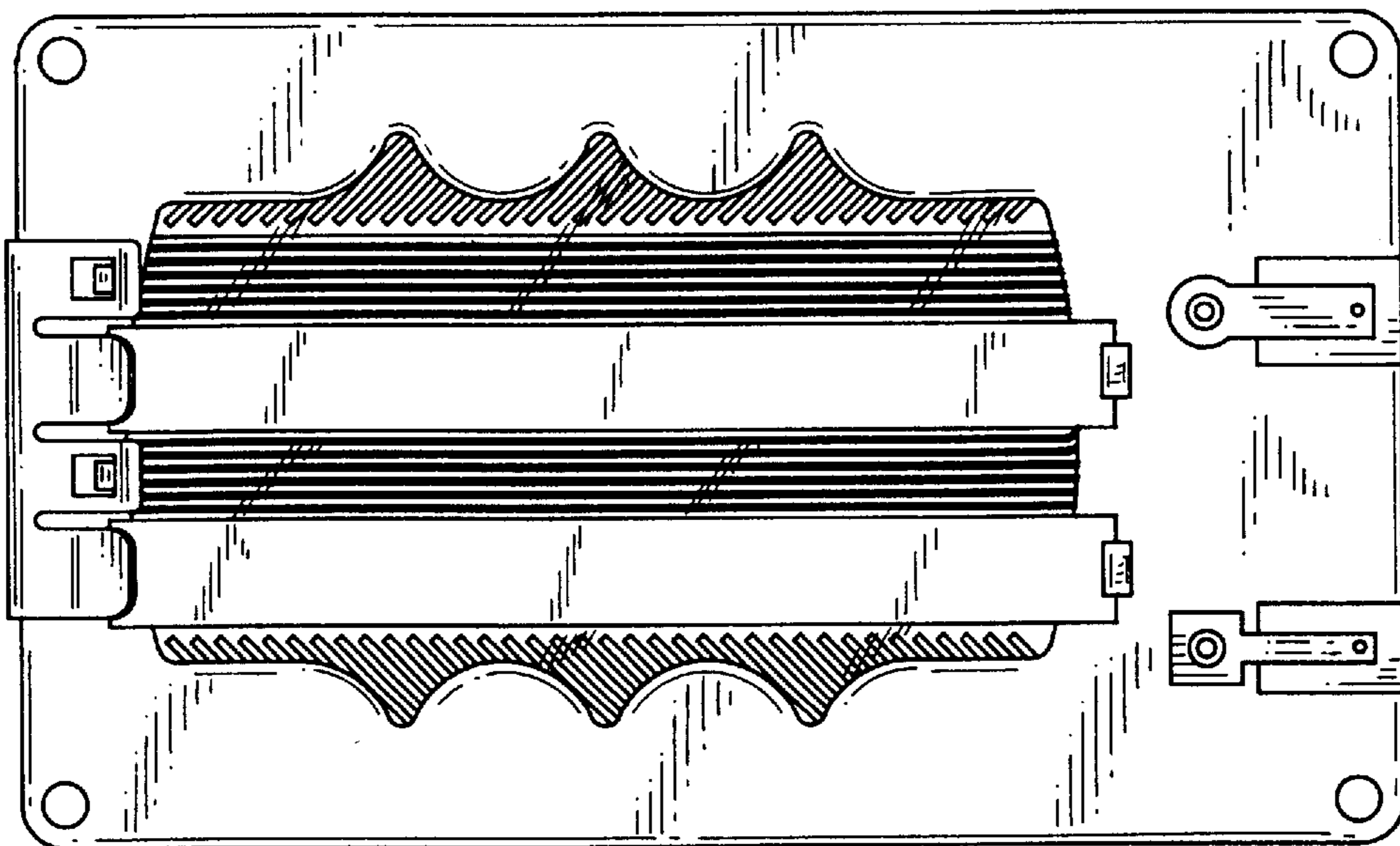


FIG. 2

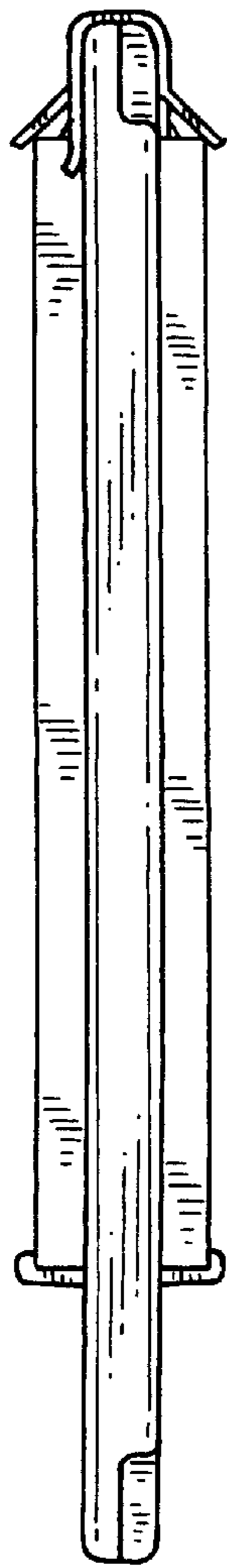


FIG. 4

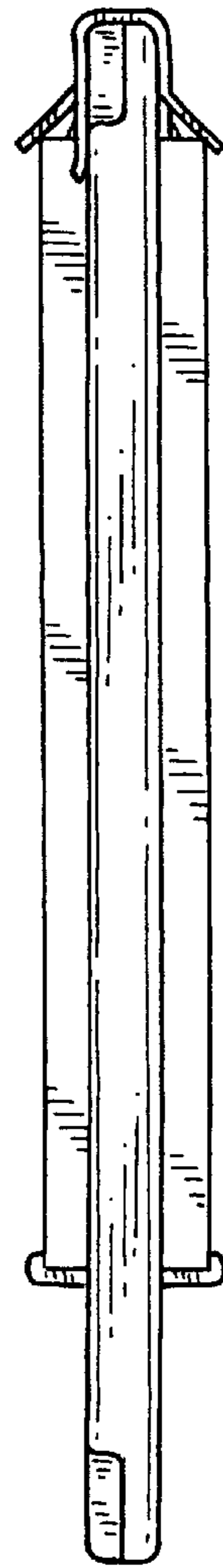


FIG. 5

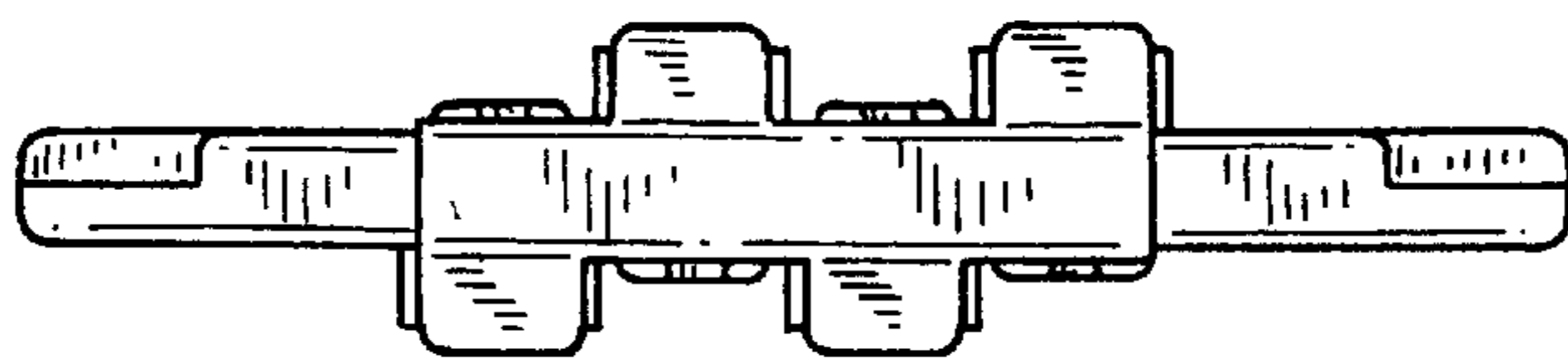


FIG. 6

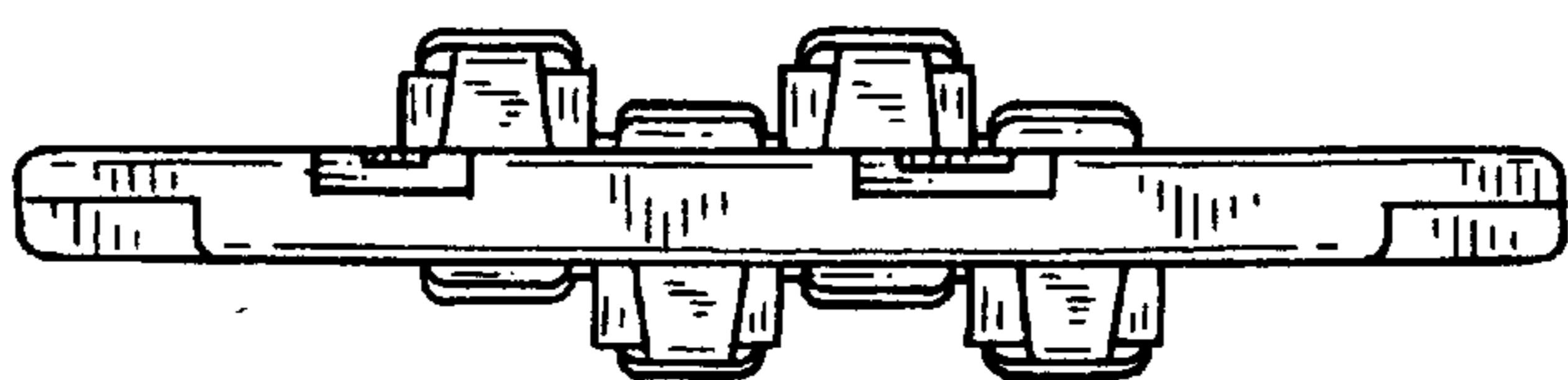


FIG. 7