



US00D460405S

(12) **United States Design Patent**  
**Schmidt**

(10) **Patent No.:** **US D460,405 S**

(45) **Date of Patent:** **\*\* Jul. 16, 2002**

(54) **TREAD OF A TIRE**

(75) Inventor: **Philippe Schmidt**, La Roche Noire  
(FR)

(73) Assignee: **Michelin Recherche et Technique,SA**,  
Granges-Paccot (CH)

(\*\*) Term: **14 Years**

(21) Appl. No.: **29/119,671**

(22) Filed: **Mar. 3, 2000**

**Related U.S. Application Data**

(63) Continuation-in-part of application No. 29/116,309, filed on  
Dec. 28, 1999.

(30) **Foreign Application Priority Data**

Jul. 2, 1999 (FR) ..... 99 4392

(51) **LOC (7) Cl.** ..... **12-15**

(52) **U.S. Cl.** ..... **D12/583**

(58) **Field of Search** ..... D12/134-152;  
152/209.1, 209.3, 209.9, 209.22, 209.25,  
209.27

(56) **References Cited**

**U.S. PATENT DOCUMENTS**

- 4,320,790 A \* 3/1982 Corner et al. .... 152/209.27
- D272,815 S 2/1984 Hatakenaka ..... D12/146
- D310,648 S 9/1990 Armellin ..... D12/146
- D318,445 S 7/1991 Diensthuber ..... D12/147
- D335,645 S \* 5/1993 Miyoshi ..... D12/147
- D339,557 S \* 9/1993 Lurois ..... D12/143
- 5,316,062 A \* 5/1994 Lurois ..... 152/209.1
- D347,606 S 6/1994 Mehta ..... D12/147
- D366,018 S \* 1/1996 Krupa et al. .... D12/147
- D377,922 S 2/1997 van der Meer et al. .... D12/147
- 5,605,588 A \* 2/1997 Hatakenaka et al. ... 152/209.22
- D390,174 S 2/1998 White ..... D12/147
- D395,415 S \* 6/1998 Graas ..... D12/147
- 5,833,779 A \* 11/1998 Van Der Meer  
et al. .... 152/209.22
- D412,688 S \* 8/1999 Brown, IV et al. .... D12/147

**FOREIGN PATENT DOCUMENTS**

FR	976348	2/1998
JP	953603	2/1996
JP	966782	8/1996

**OTHER PUBLICATIONS**

Centennial Radial Traction Tire, 1999 Tread Design Guide,  
p. 19. 3/4, Jan. 1999.\*

Continental/Tag Touring GT 8000 Tire, 1999 Tread Design  
Guide, p. 21. 1/2, Jan. 1999.\*

Dunlop SP Winter Studdable Tire, 1999 Tread Design  
Guide, p. 27. 1/1, Jan. 1999.\*

Michelin STX M/S Tire, 1999 Tread Design Guide, p. 50.  
4/3, Jan. 1999.\*

Sonic Satellite III Tire, 1999 Tread Design Guide, p. 67. 1/5,  
Jan. 1999.\*

(List continued on next page.)

*Primary Examiner*—Robert M. Spear

(74) *Attorney, Agent, or Firm*—BakerBotts LLP

(57) **CLAIM**

The ornamental design for a tread of a tire, as shown and  
described.

**DESCRIPTION**

FIG. 1 is a perspective view of a tread of a tire of the present  
invention, it being understood that the pattern is repeated  
uniformly throughout the circumference of the tread,

FIG. 2 is an elevational view of the tire tread design shown  
in FIG. 1,


FIG. 3 is a side view of the tire tread shown in FIG. 1,

FIG. 4 is a perspective view of an alternative embodiment of  
the tire tread shown in FIG. 1, it being understood that the  
pattern is repeated uniformly throughout the circumference  
of the tread; and,

FIG. 5 is an elevational view of the tire of FIG. 4.

The broken lines showing the tire inner bead and sidewall in  
FIGS. 1, 3 and 4 are for illustrative purposes only and form  
no part of the claimed design.

**1 Claim, 5 Drawing Sheets**



OTHER PUBLICATIONS

Roadmaster Roughneck TE Tire, 1999 Tread Design Guide,  
p. 114. 3/3, Jan. 1999.\*

Cordovan Power King R17 Tire, 1999 Tread Design Guide,  
p. 130. 3/1, Jan. 1999.\*

Lee Steelmark AHT Tire, 1999 Tread Design Guide, p. 147.  
2/4, Jan. 1999.\*

Registreringstidning för mönster, May 21, 1986, M ans nr  
85-1567, 1 page.

\* cited by examiner

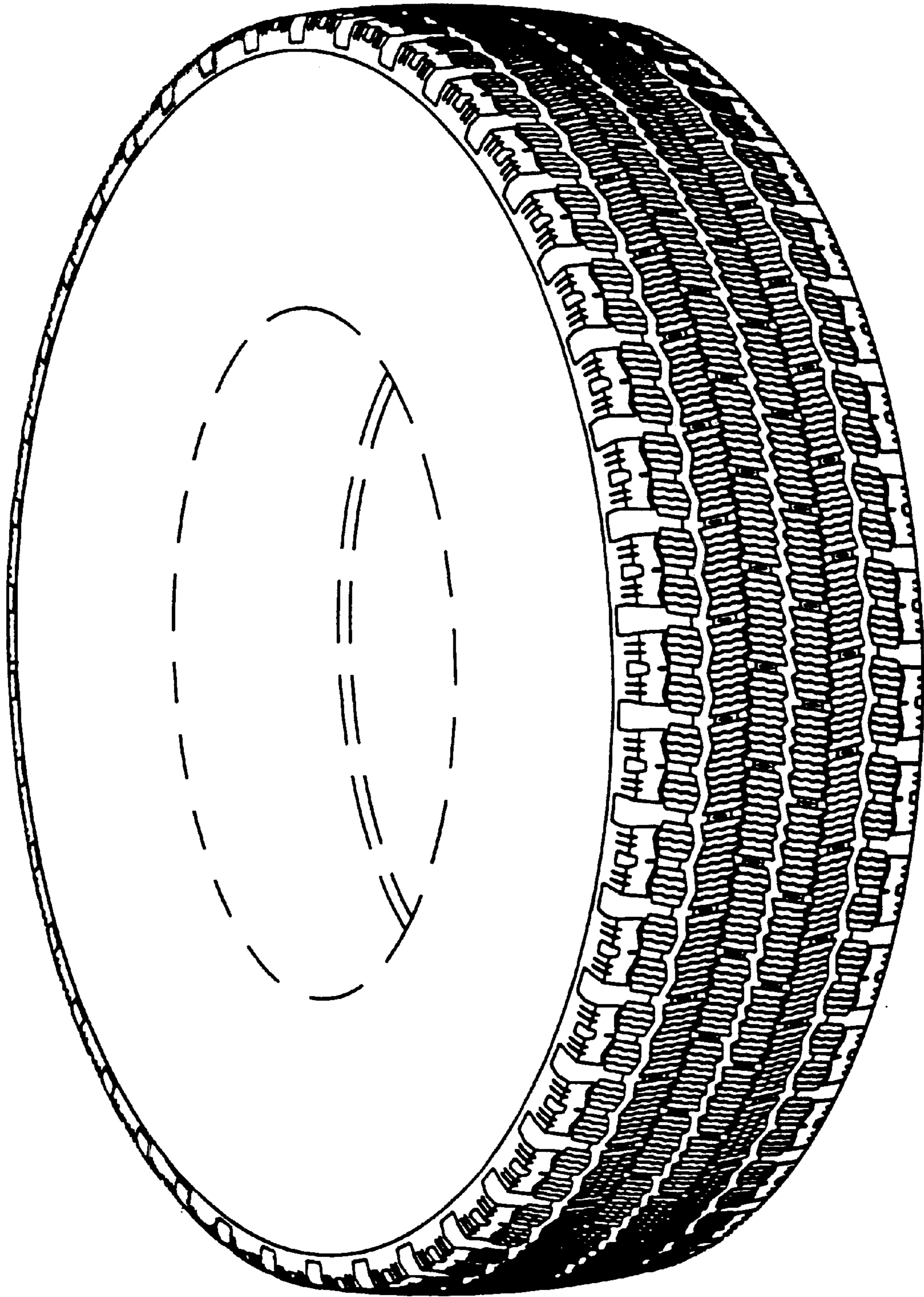


FIG. 1

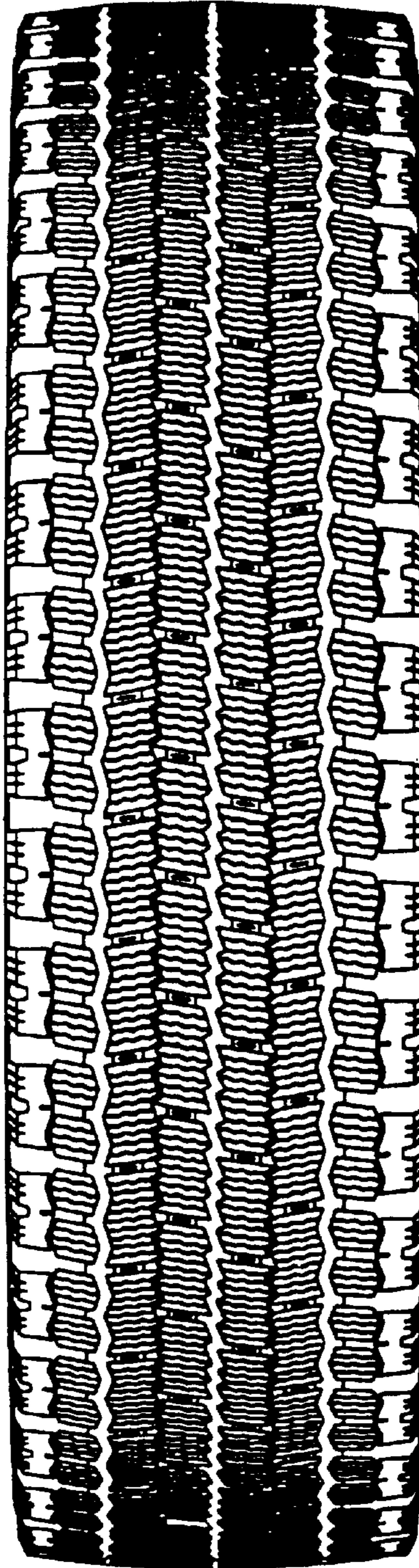


FIG. 2

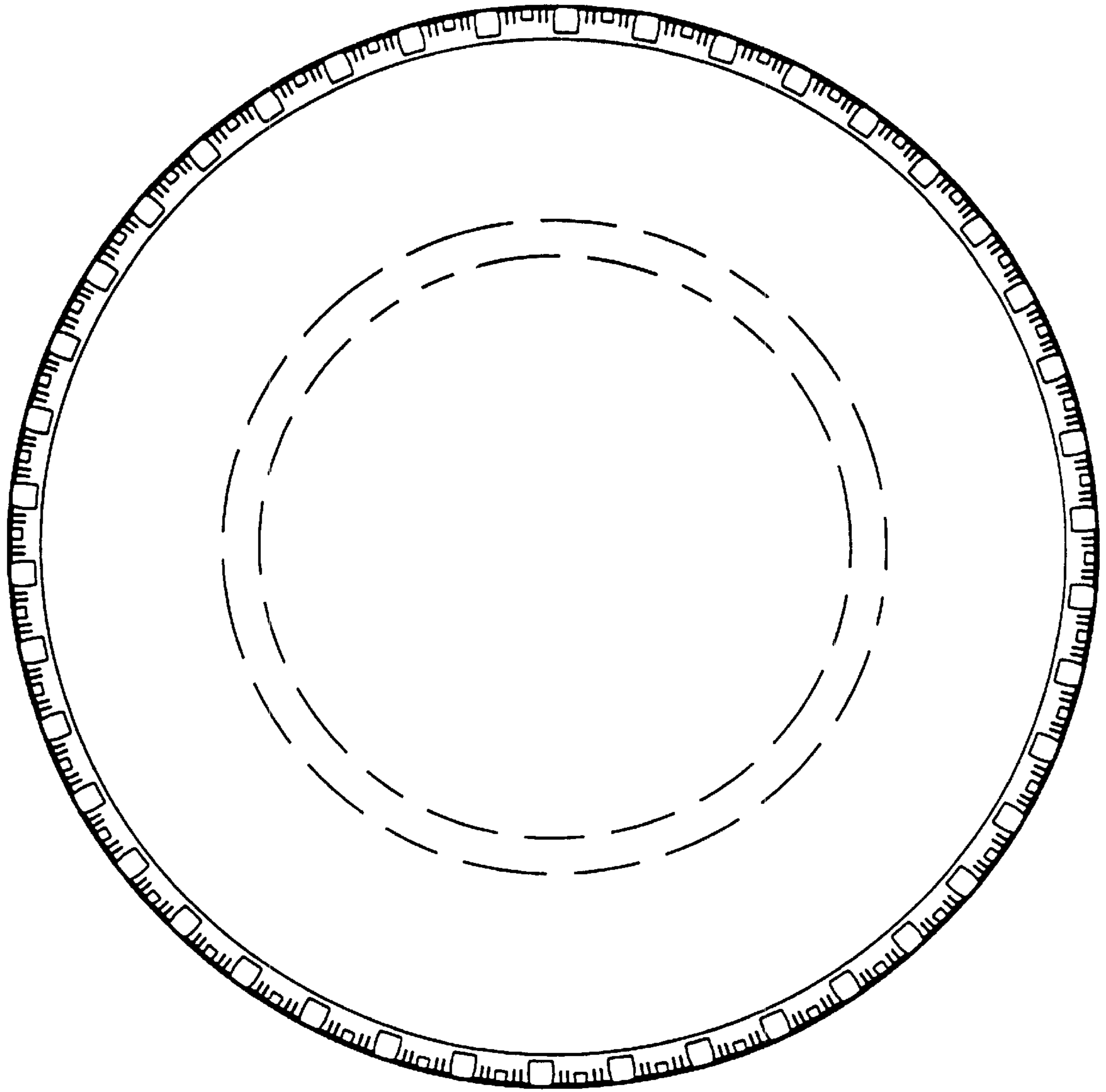


FIG. 3

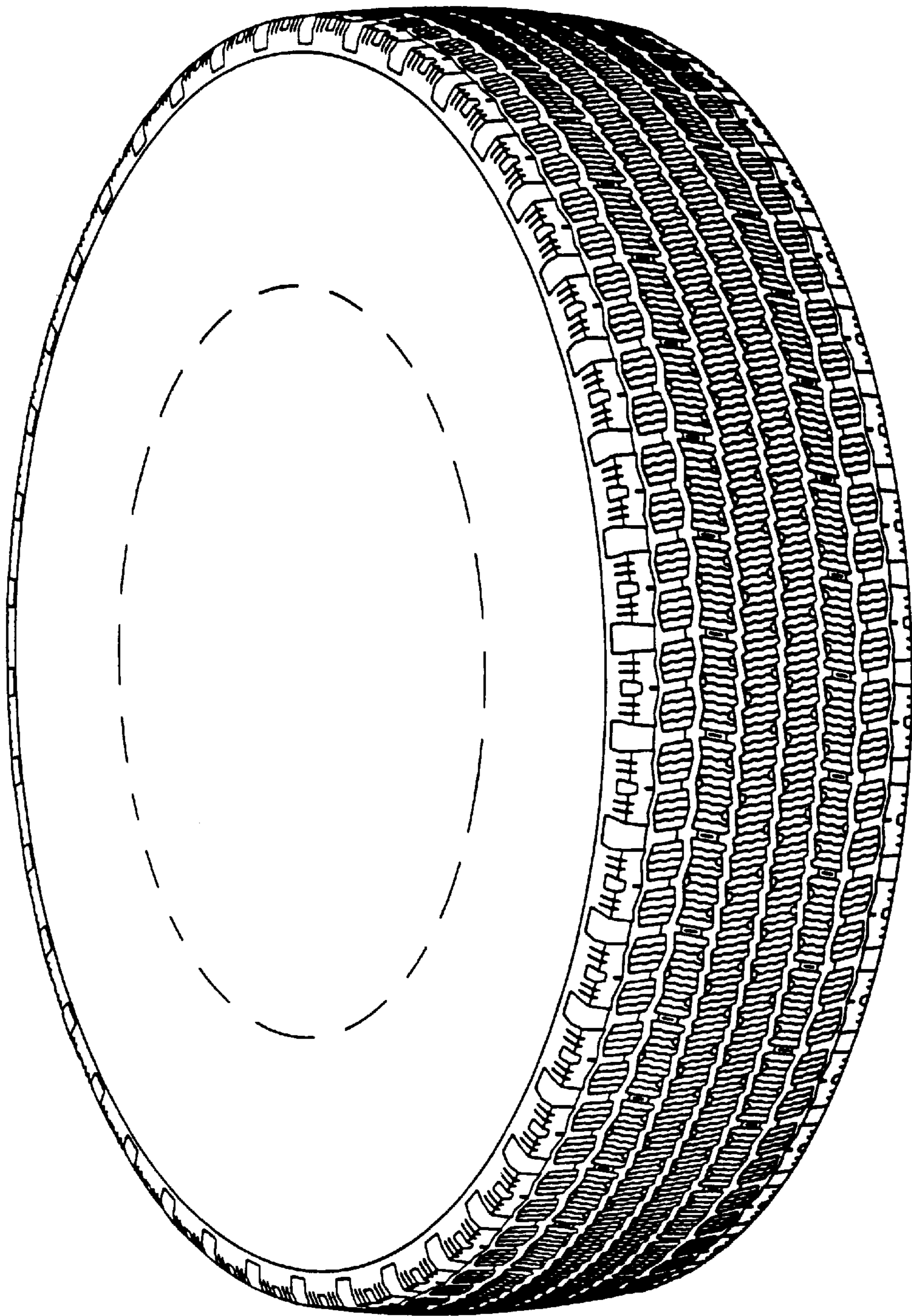


FIG. 4




FIG. 5