



US00D460390S

(12) **United States Design Patent**
Sinkwitz

(10) **Patent No.:** **US D460,390 S**

(45) **Date of Patent:** **** Jul. 16, 2002**

(54) **SURFACE CONFIGURATION OF RADIATOR GRILL FOR A VEHICLE**

D450,639 S * 11/2001 Nakamuta D12/163

* cited by examiner

(75) Inventor: **Hartmut Sinkwitz**, Stuttgart (DE)

Primary Examiner—Melody N. Brown

(73) Assignee: **DaimlerChrysler AG**, Stuttgart (DE)

(74) *Attorney, Agent, or Firm*—Crowell & Moring LLP

(**) Term: **14 Years**

(57) **CLAIM**

(21) Appl. No.: **29/129,134**

The ornamental design for a surface configuration of a radiator grill for a vehicle, as shown and described.

(22) Filed: **Sep. 8, 2000**

DESCRIPTION

(51) **LOC (7) Cl.** **12-16**

This application is related to co-pending application Ser. No. 29/129,138, of the inventor, filed on even date herewith and entitled "Surface Configuration of a Vehicle and Toy."

(52) **U.S. Cl.** **D12/163**

(58) **Field of Search** D12/163, 196,
D12/90-92; 180/68.6, 68.1, 69.21; 293/113,
115, 120

FIG. 1 is a perspective view from the right of a surface configuration of a radiator grill for a vehicle according to my novel design, the perspective view from the left being mirror symmetrical; and,

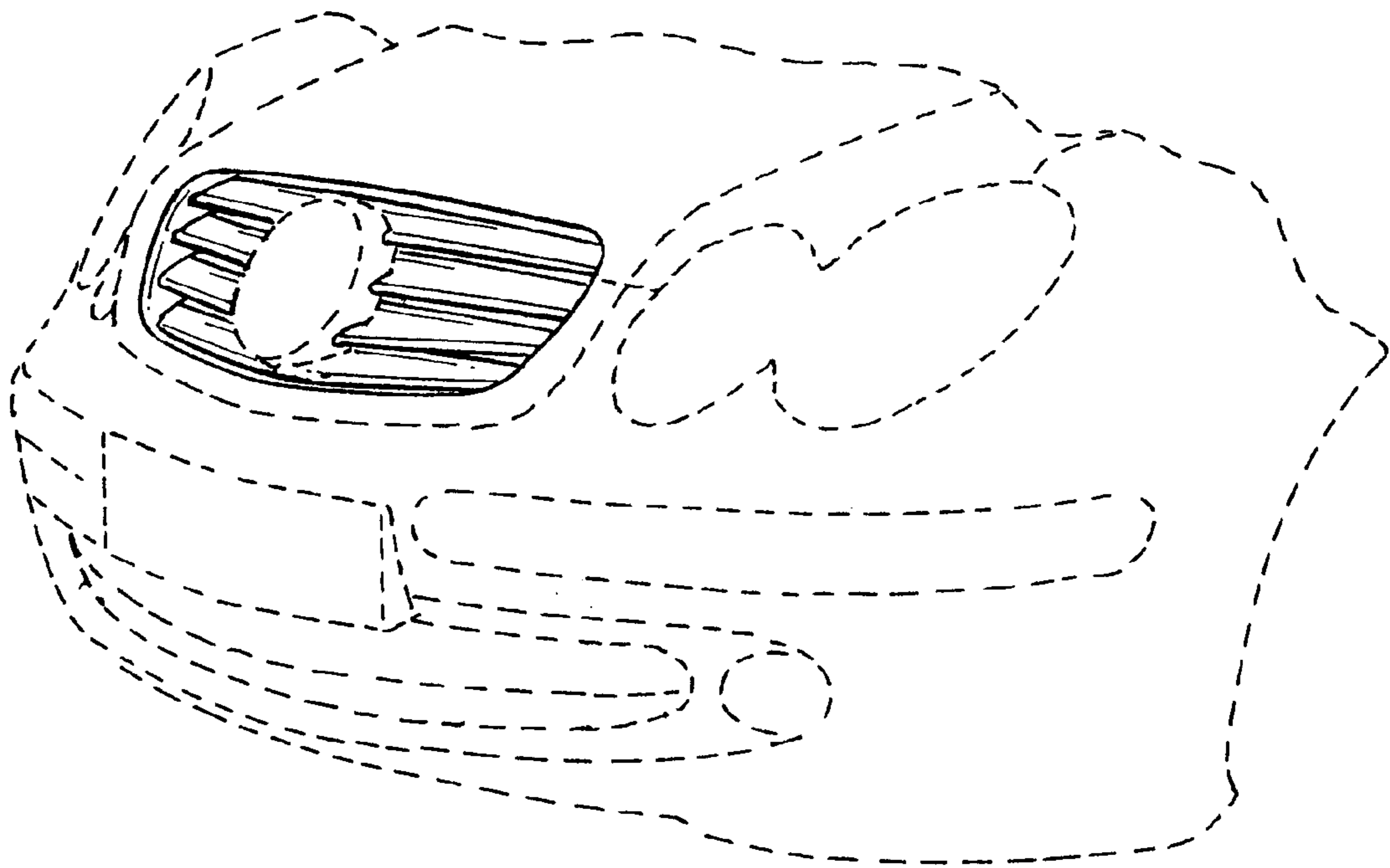
(56) **References Cited**

U.S. PATENT DOCUMENTS

- D419,489 S * 1/2000 Sacco et al. D12/92
- D429,196 S * 8/2000 Sacco et al. D12/163
- D433,496 S * 12/2000 Sacco et al. D12/163
- D447,450 S * 9/2001 Kim et al. D12/163

FIG. 2 is a front view of the surface configuration of a radiator grill for a vehicle according to my novel design. The broken lines included depict environment and are not part of the claimed design.

1 Claim, 1 Drawing Sheet






FIG. 1

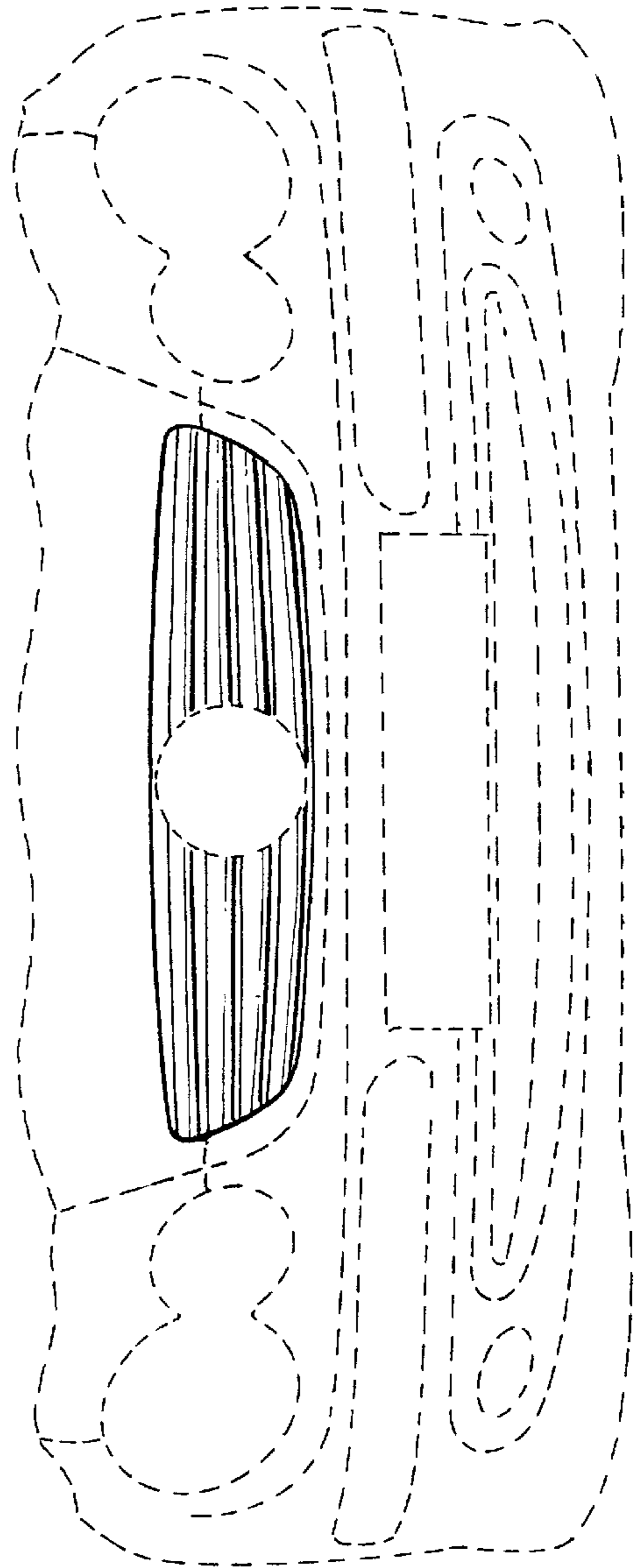


FIG. 2