



US00D460387S

(12) **United States Design Patent**
Fireman et al.

(10) **Patent No.:** **US D460,387 S**

(45) **Date of Patent:** **** Jul. 16, 2002**

(54) **SLED**

(76) Inventors: **Andrew F. Fireman**, 11041 Cedarwood Dr., North Bethesda, MD (US) 20817;
Thomas B. Eckert, 18611 Autumn Mist Dr., Germantown, MD (US) 20874

(**) **Term:** **14 Years**

(21) **Appl. No.:** **29/138,691**

(22) **Filed:** **Mar. 17, 2001**

(51) **LOC (7) Cl.** **12-14**

(52) **U.S. Cl.** **D12/11**

(58) **Field of Search** D12/6-11; D21/760, D21/769-770; 280/845, 11-12, 15-20, 21.1; 441/129-132

(56) **References Cited**

U.S. PATENT DOCUMENTS

D189,073 S	*	10/1960	Kimura	D12/11
D219,463 S	*	12/1970	Diemond et al.	D12/11
D219,827 S	*	2/1971	Mihalcheon	D12/11
D226,937 S	*	5/1973	Heniges	D12/11
D231,516 S	*	4/1974	Johnson	D12/11

D250,403 S	*	11/1978	Ross	D12/11
D319,806 S	*	9/1991	Schmid	D12/11
D380,705 S	*	7/1997	Fenton et al.	D12/11
D402,592 S	*	12/1998	Fireman	D12/11
D419,918 S	*	2/2000	Haley et al.	D12/11
D421,580 S	*	3/2000	Fireman et al.	D12/11
D422,939 S	*	4/2000	Fireman et al.	D12/11

* cited by examiner

Primary Examiner—Stacia Cadmus

(74) *Attorney, Agent, or Firm*—Steven N. Fox, Esq.

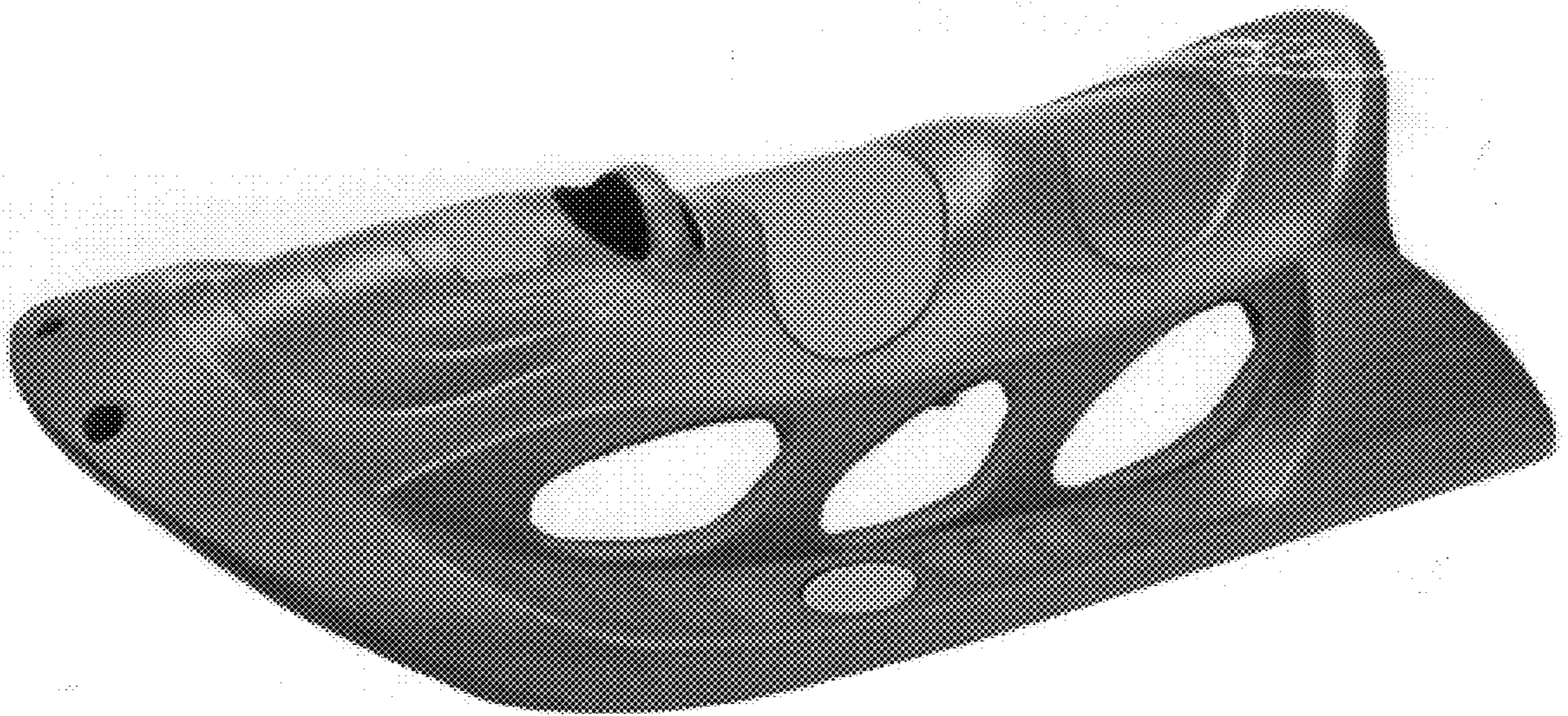
(57) **CLAIM**

The ornamental design for a sled, as shown and described.

DESCRIPTION

FIGS. 1 and 2 are perspective views of a sled of the present invention;
FIG. 3 is a top plan view of the present invention;
FIG. 4 is a bottom plan view of the present invention;
FIGS. 5 and 6 are side elevation views of the present invention;
FIG. 7 is a front elevation view of the present invention; and,
FIG. 8 is a rear elevation view of the present invention.

1 Claim, 2 Drawing Sheets



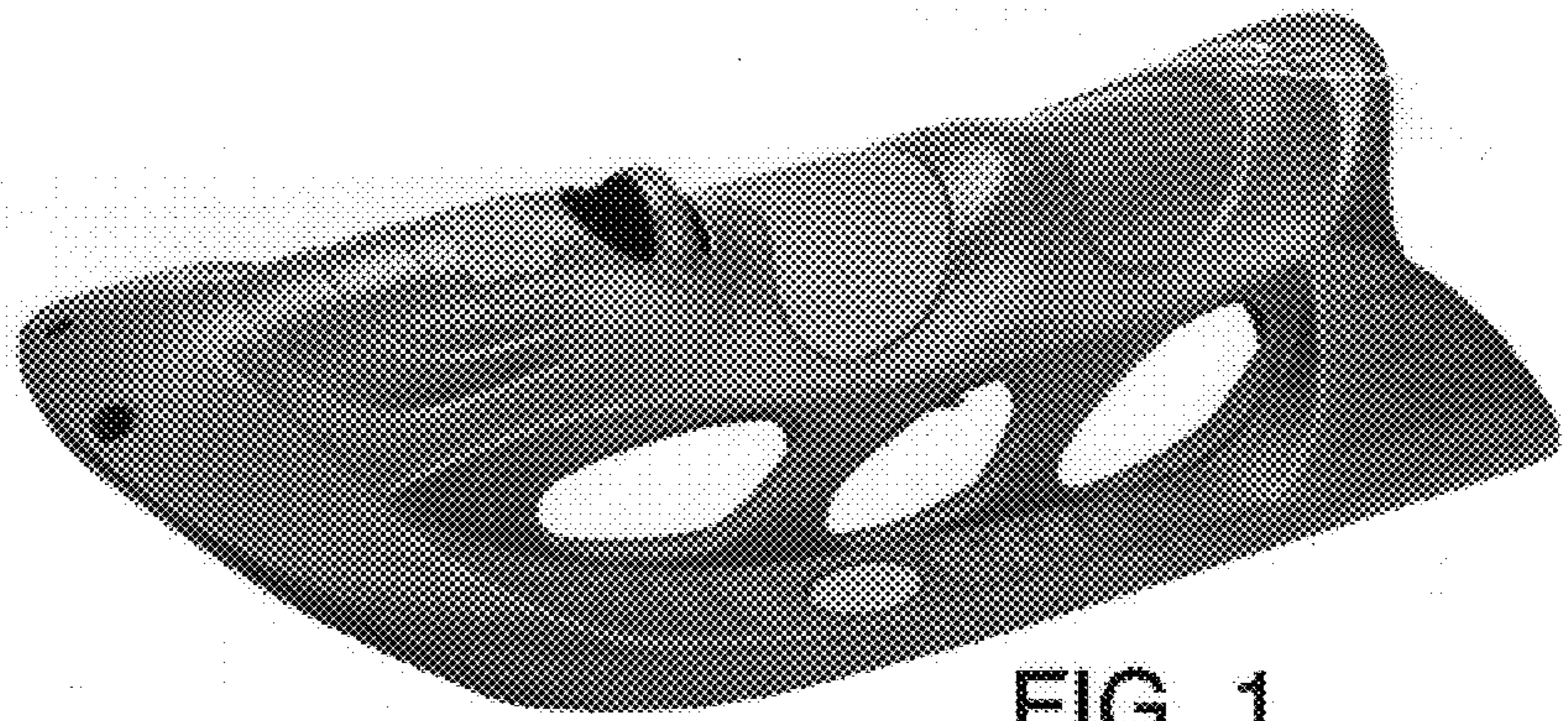


FIG. 1

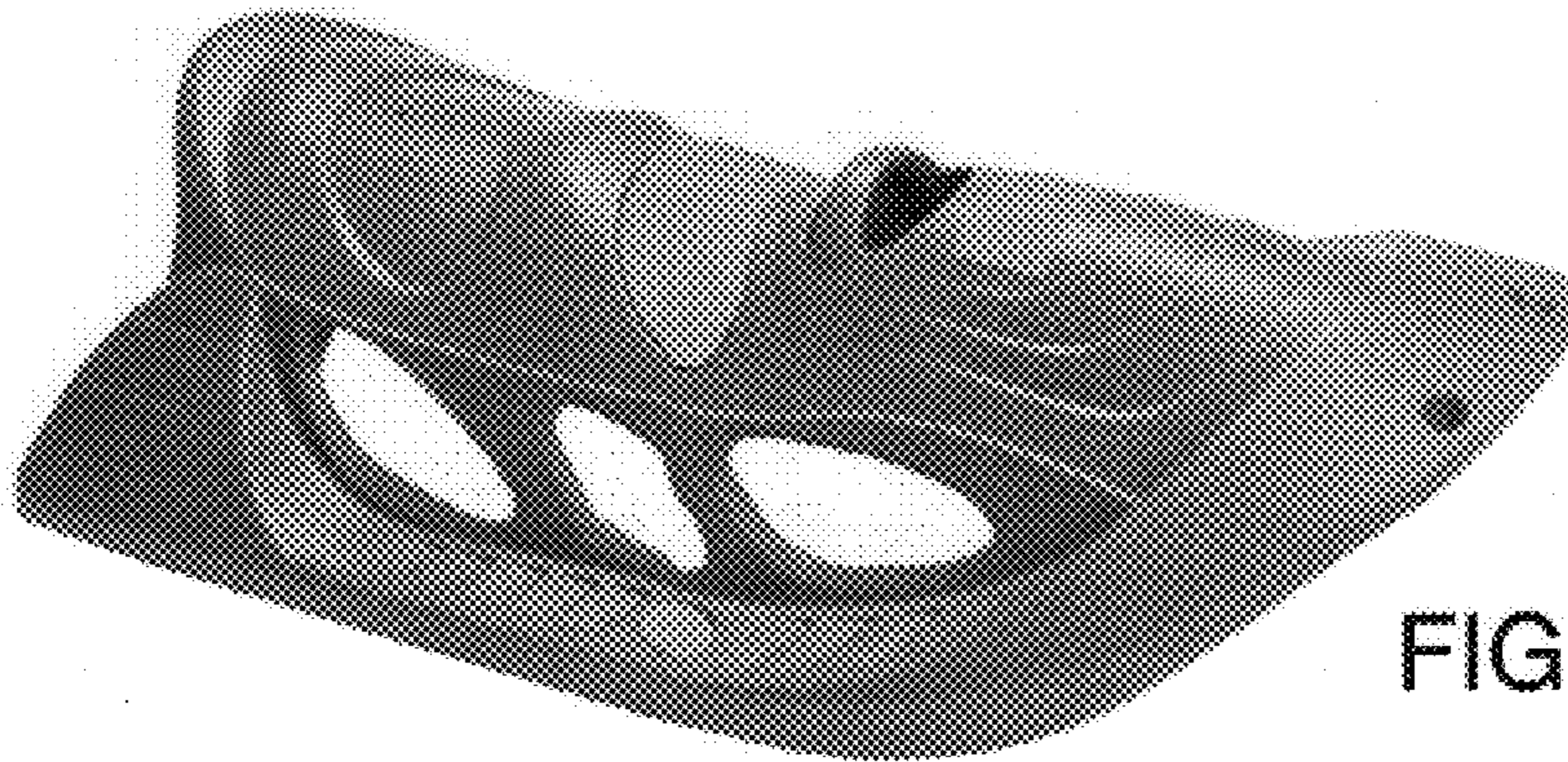


FIG. 2




FIG. 3

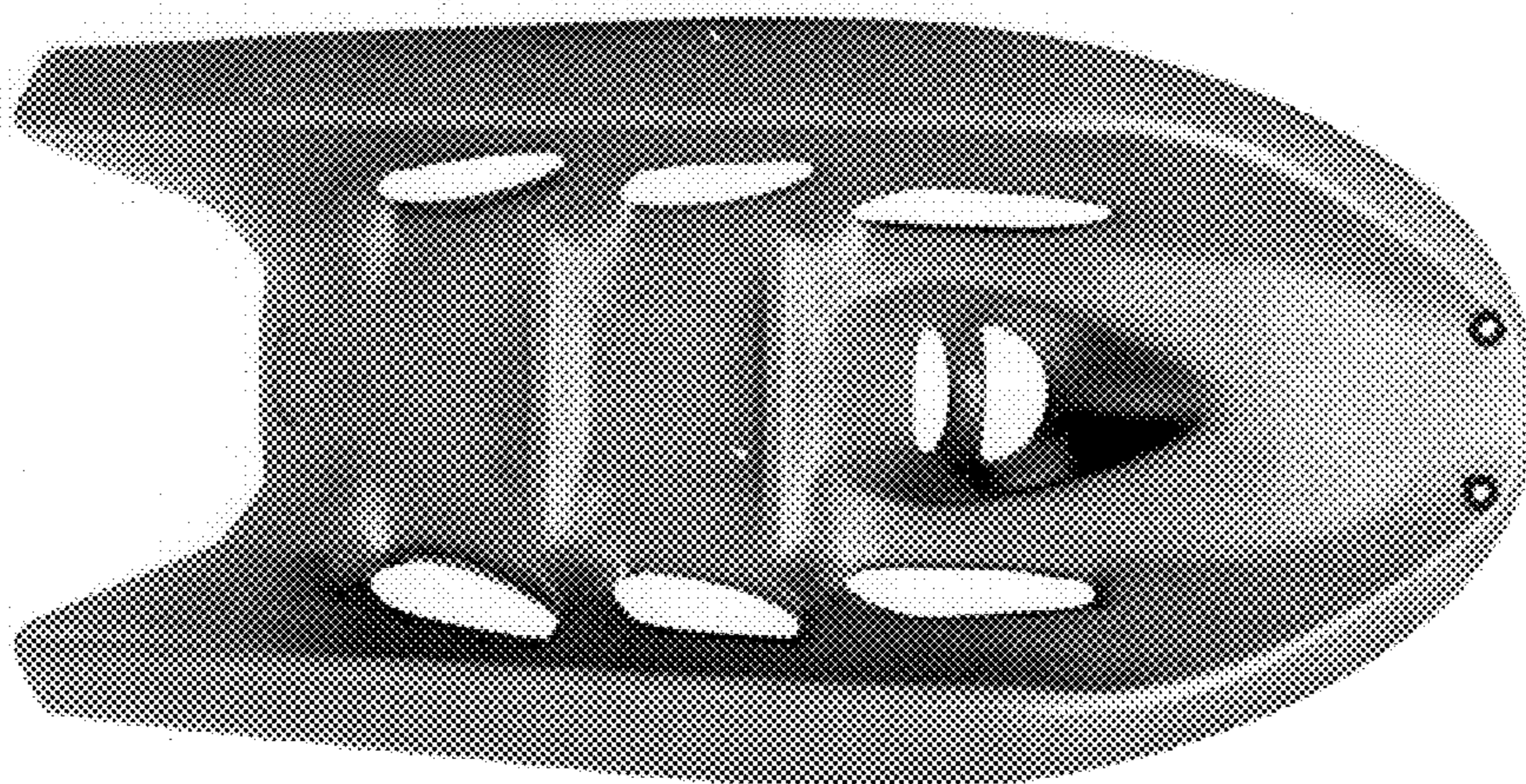


FIG. 4




FIG. 5




FIG. 6




FIG. 7




FIG. 8