



US00D460383S

(12) **United States Design Patent**
Weiser et al.

(10) **Patent No.:** **US D460,383 S**

(45) **Date of Patent:** **** Jul. 16, 2002**

(54) **BIRD FEEDER-PLANTER**

(75) Inventors: **Isaac Weiser; Margaret Weiser**, both of Tarzana, CA (US)

(73) Assignee: **Exhart Environmental Systems, Inc.**, Chatsworth, CA (US)

(**) Term: **14 Years**

(21) Appl. No.: **29/151,941**

(22) Filed: **Dec. 11, 2001**

(51) **LOC (7) Cl.** **11-02**

(52) **U.S. Cl.** **D11/149; D11/148**

(58) **Field of Search** D11/58, 143, 144, D11/148, 149, 151; D30/124, 125; 119/51.01, 52.2, 52.3, 57.8, 57.9; 47/41.01, 65.5, 66.6, 67; 206/423; 248/27.8

(56) **References Cited**

U.S. PATENT DOCUMENTS

| | | | | | | |
|-----------|---|---|---------|-------------------|-------|----------|
| 2,634,705 | A | * | 4/1953 | Myes | | 119/57.8 |
| D255,866 | S | * | 7/1980 | Panos | | D11/58 |
| D271,406 | S | | 11/1983 | Osborne | | D21/185 |
| 4,654,018 | A | | 3/1987 | Farrington et al. | | 446/38 |
| 4,863,413 | A | | 9/1989 | Schwarz | | 446/62 |

| | | | | | | |
|-----------|---|---|---------|-----------------|-------|---------|
| D320,874 | S | * | 10/1991 | Emmons | | D30/125 |
| D320,876 | S | * | 10/1991 | Emmons | | D30/125 |
| 5,144,764 | A | | 9/1992 | Peterson | | 43/3 |
| D360,381 | S | * | 7/1995 | Ternyiki et al. | | D11/148 |
| D394,463 | S | | 5/1998 | Filho | | D21/93 |

* cited by examiner

Primary Examiner—Doris V. Coles

Assistant Examiner—Mimosa De

(74) *Attorney, Agent, or Firm*—Cislo & Thomas LLP

(57) **CLAIM**

The ornamental design for a bird feeder-planter, as shown and described.

DESCRIPTION

FIG. 1. Is a front perspective view of our bird feeder-planter with the dotted lines showing of a suspension chain and possible flowers being shown in phantom line for illustration purposes only;

FIG. 2. Is a front view of our bird feeder-planter;

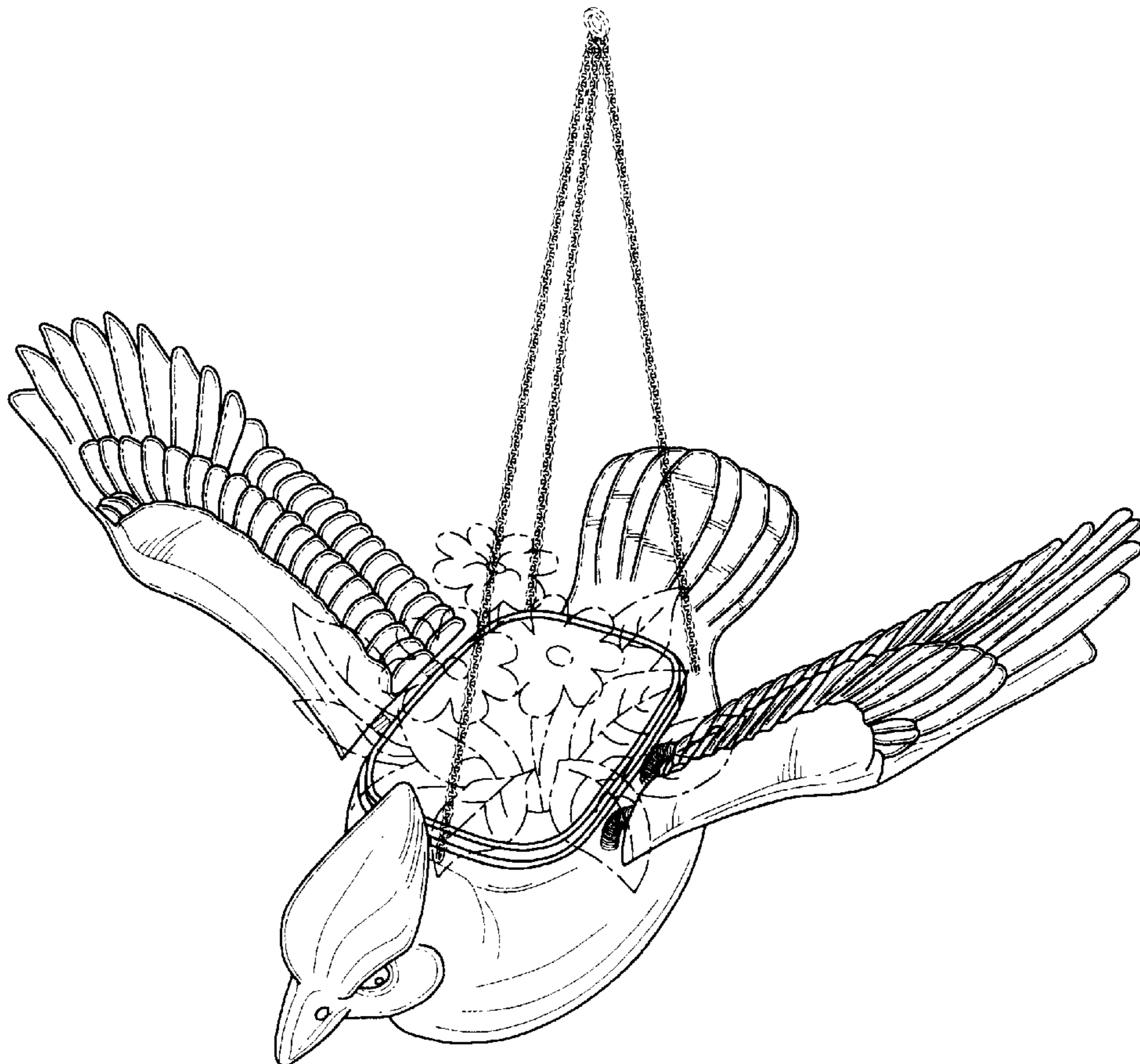
FIG. 3. Is a left side elevational view thereof with the right side elevational view being a mirror image;

FIG. 4. Is a top view thereof;

FIG. 5. Is a rear view thereof; and,

FIG. 6. Is a bottom view thereof.

1 Claim, 2 Drawing Sheets



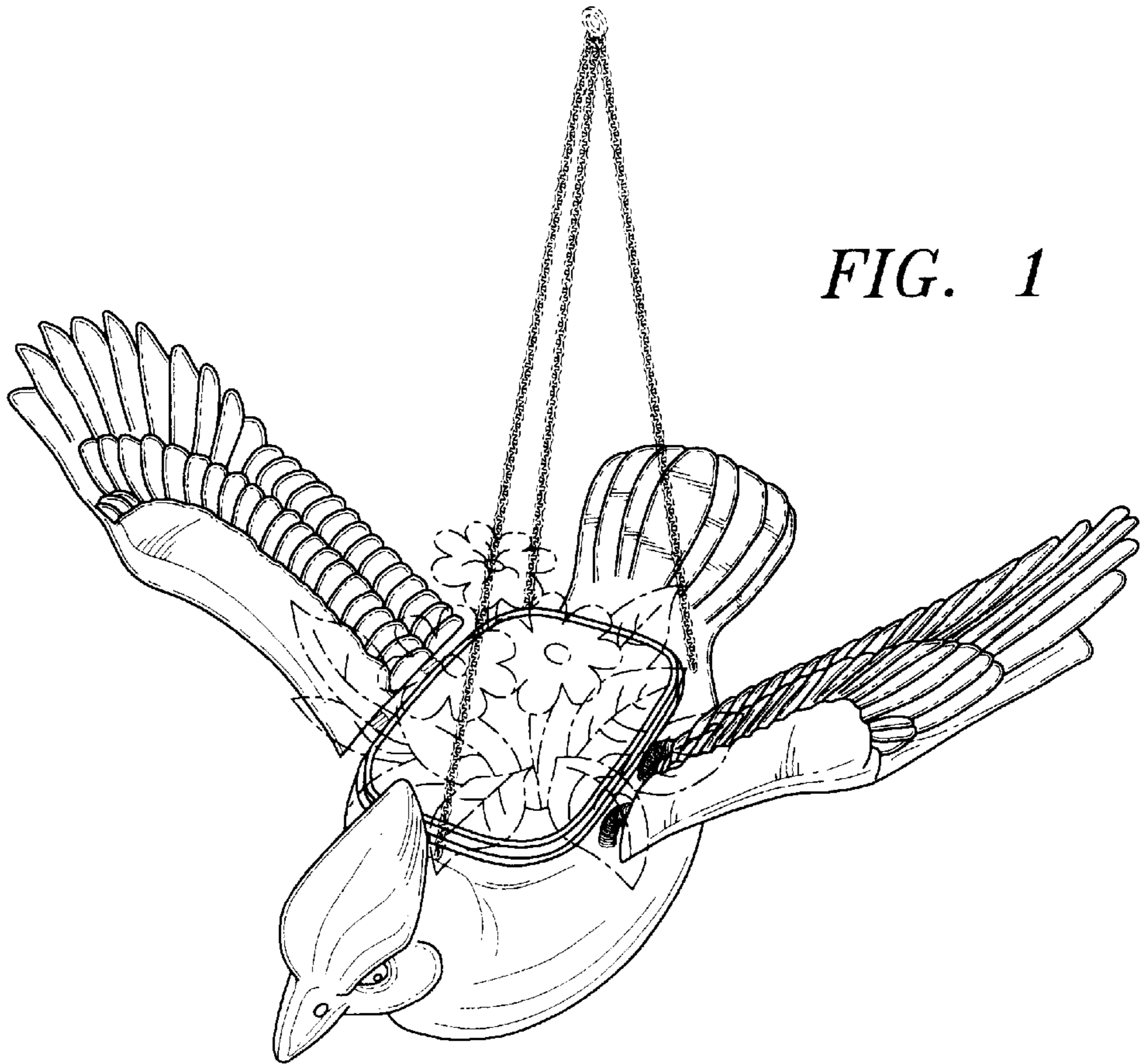


FIG. 1

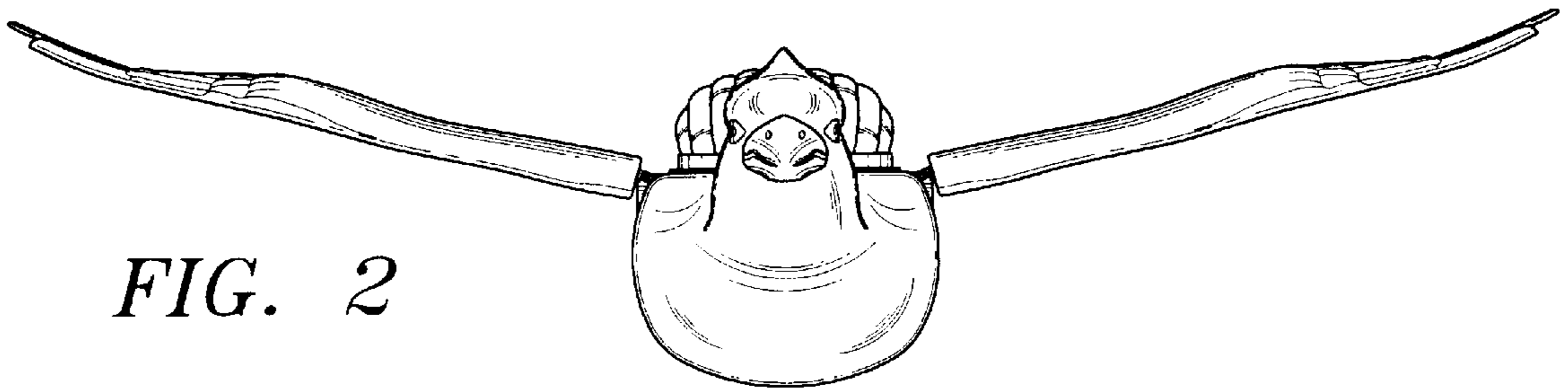


FIG. 2

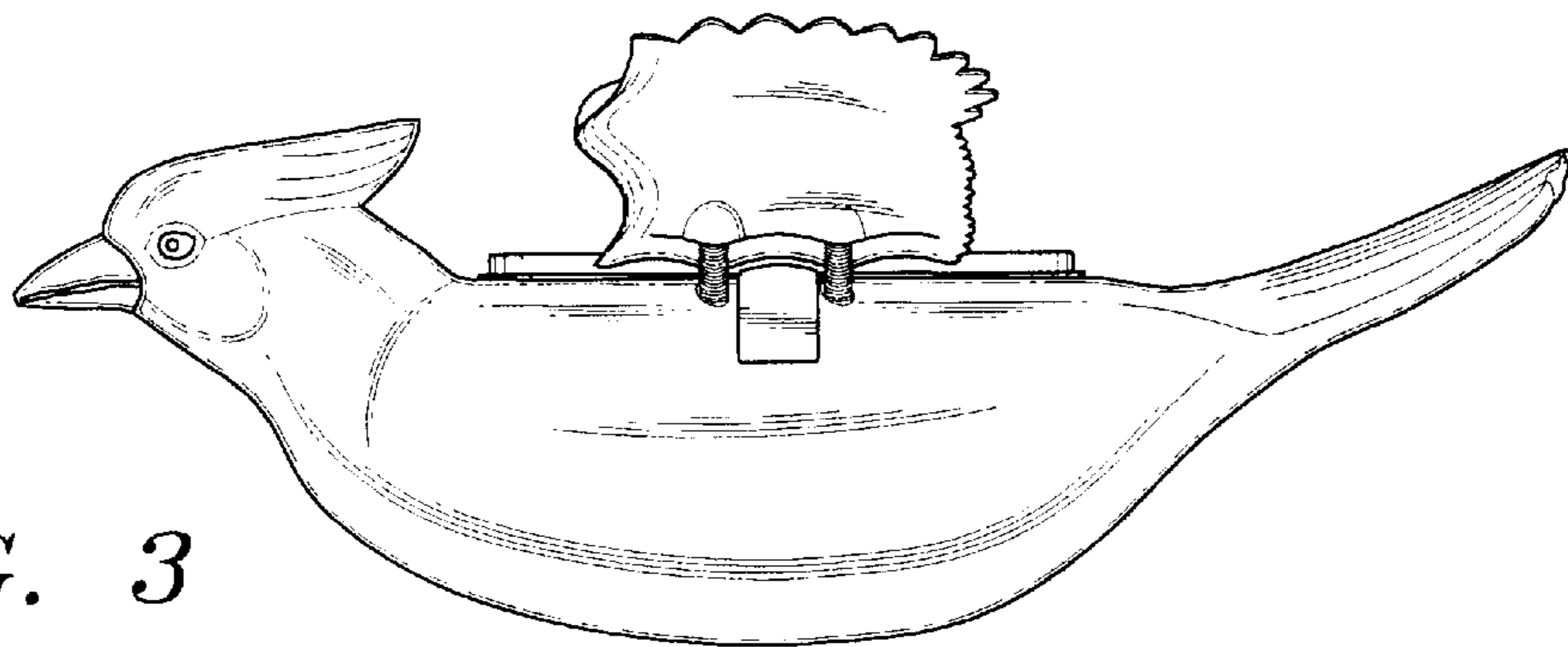


FIG. 3

FIG. 4

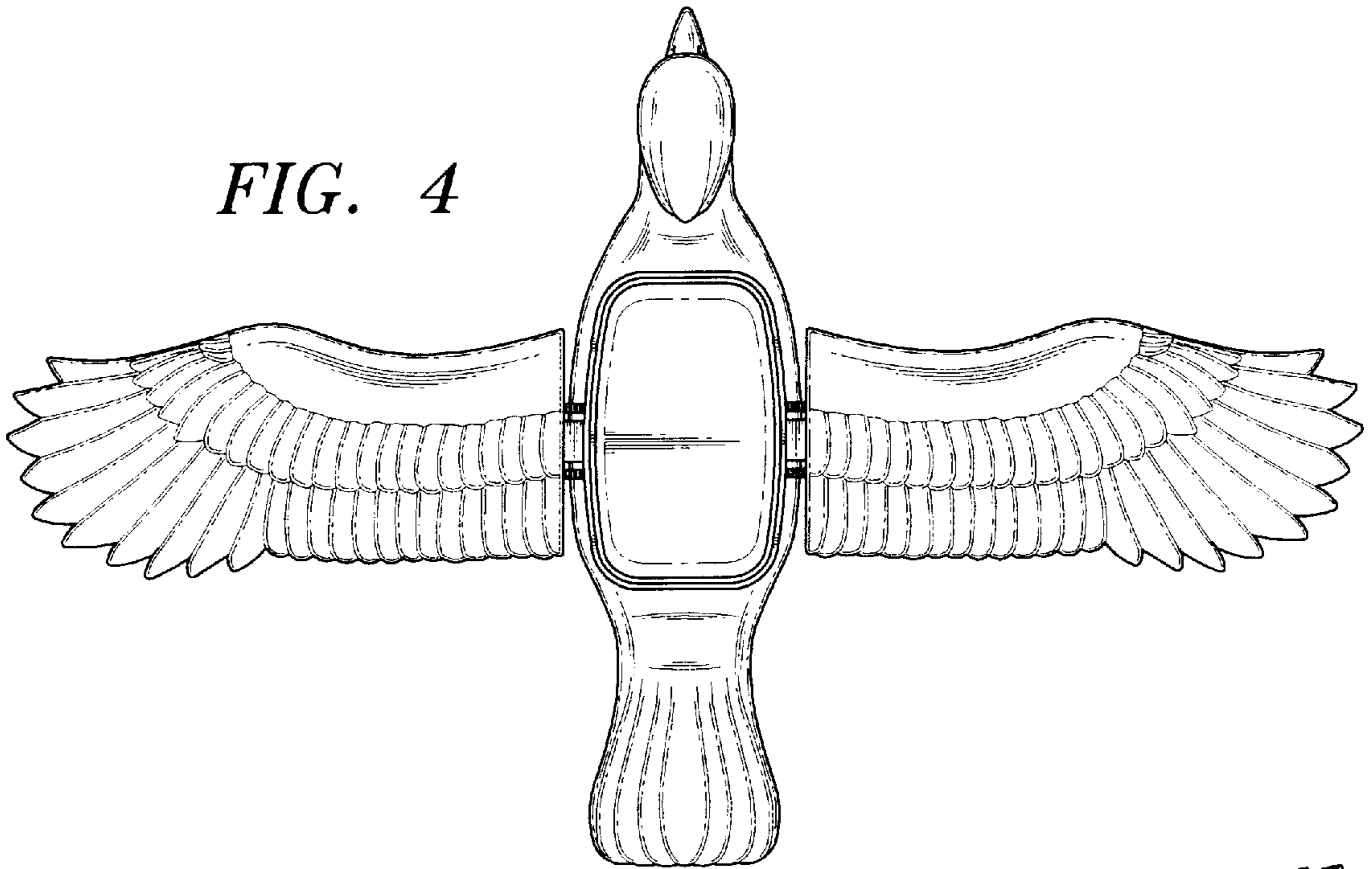


FIG. 5

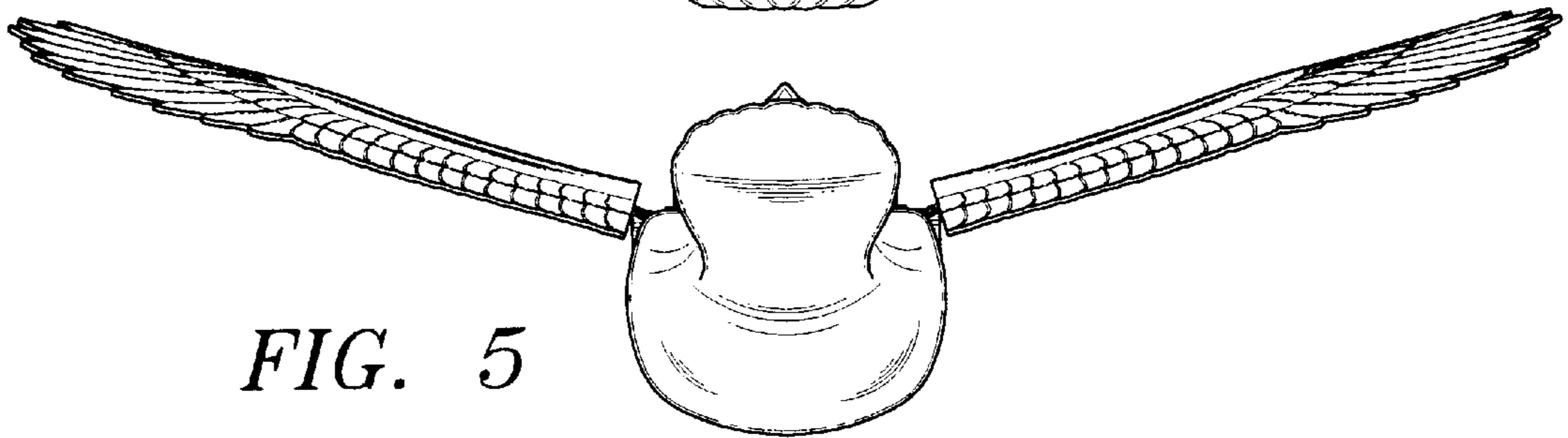


FIG. 6

