



US00D460378S

(12) **United States Design Patent**
Kagaya

(10) **Patent No.:** **US D460,378 S**

(45) **Date of Patent:** **** Jul. 16, 2002**

(54) **JEWELRY STONE**

(75) **Inventor:** **Yoshio Kagaya, Yokohama (JP)**

(73) **Assignee:** **Active Japan Co., Ltd., Kanagawa-ken (JP)**

(**) **Term:** **14 Years**

(21) **Appl. No.:** **29/150,131**

(22) **Filed:** **Nov. 8, 2001**

(30) **Foreign Application Priority Data**

Aug. 20, 2001 (JP) 2001-005464

(51) **LOC (7) Cl.** **11-01**

(52) **U.S. Cl.** **D11/90**

(58) **Field of Search** D11/1, 2, 26-29,
D11/35, 36, 40-43, 79, 89-92; 63/1.11,
15, 15.1, 26-28, 32

(56) **References Cited**

U.S. PATENT DOCUMENTS

D204,199 S * 3/1966 Westreich 63/32

D338,851 S * 8/1993 D'Haene D11/90
D366,628 S * 1/1996 Grossbard D11/90
D382,225 S * 8/1997 Yuan D11/90
D412,136 S * 7/1999 Namdar et al. D11/90
D447,082 S * 8/2001 Cohen D11/90

* cited by examiner

Primary Examiner—Ralf Seifert

(74) *Attorney, Agent, or Firm*—Young & Thompson

(57) **CLAIM**

The ornamental design for a jewelry stone, as shown and described.

DESCRIPTION

FIG. 1 is a front elevation view of the jewelry stone showing my design (the rear side view, the left side view and the right side view being a mirror image of the front elevation view);

FIG. 2 is a top plan view thereof; and,

FIG. 3 is a bottom plan view thereof.

1 Claim, 2 Drawing Sheets

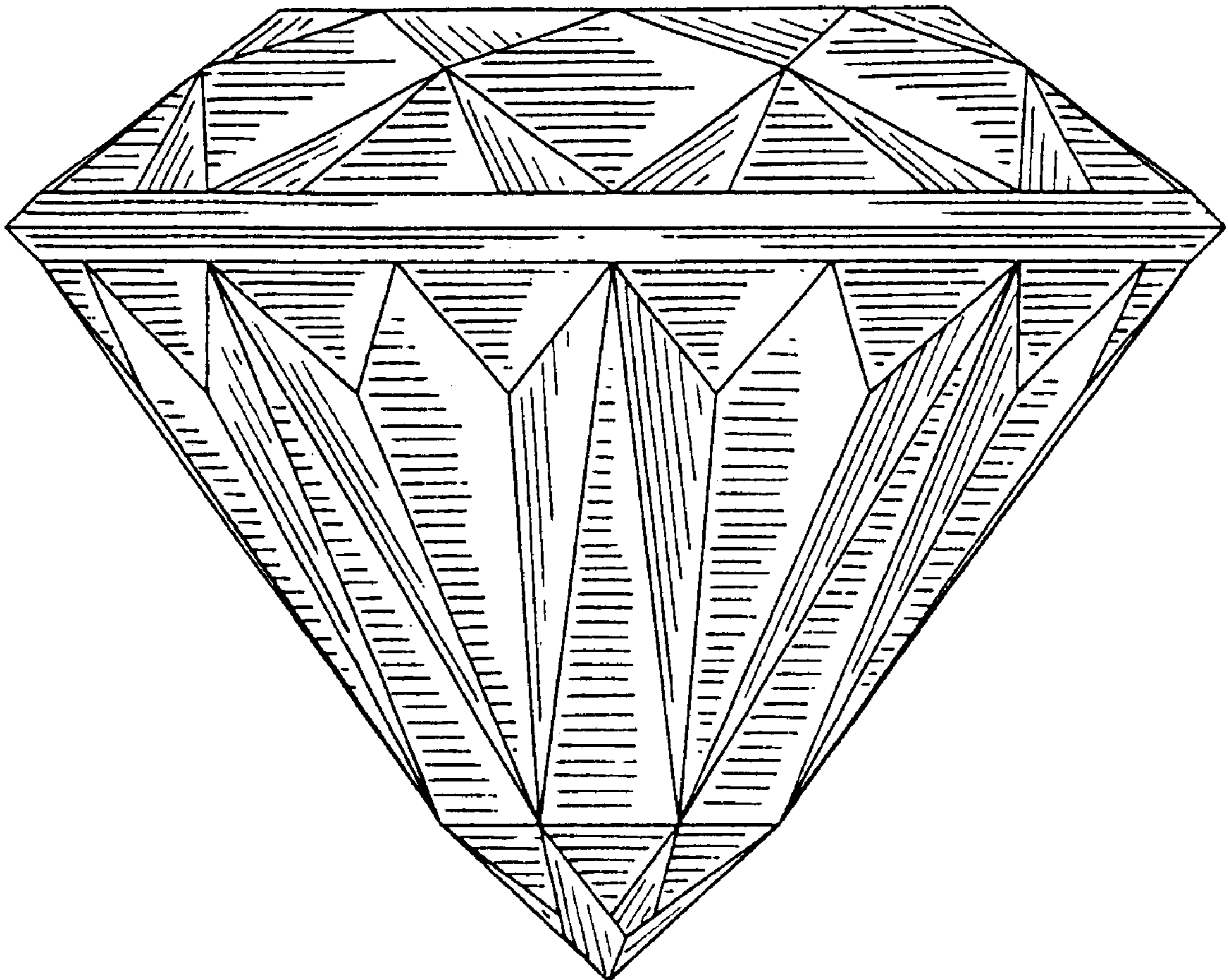


FIG. 1

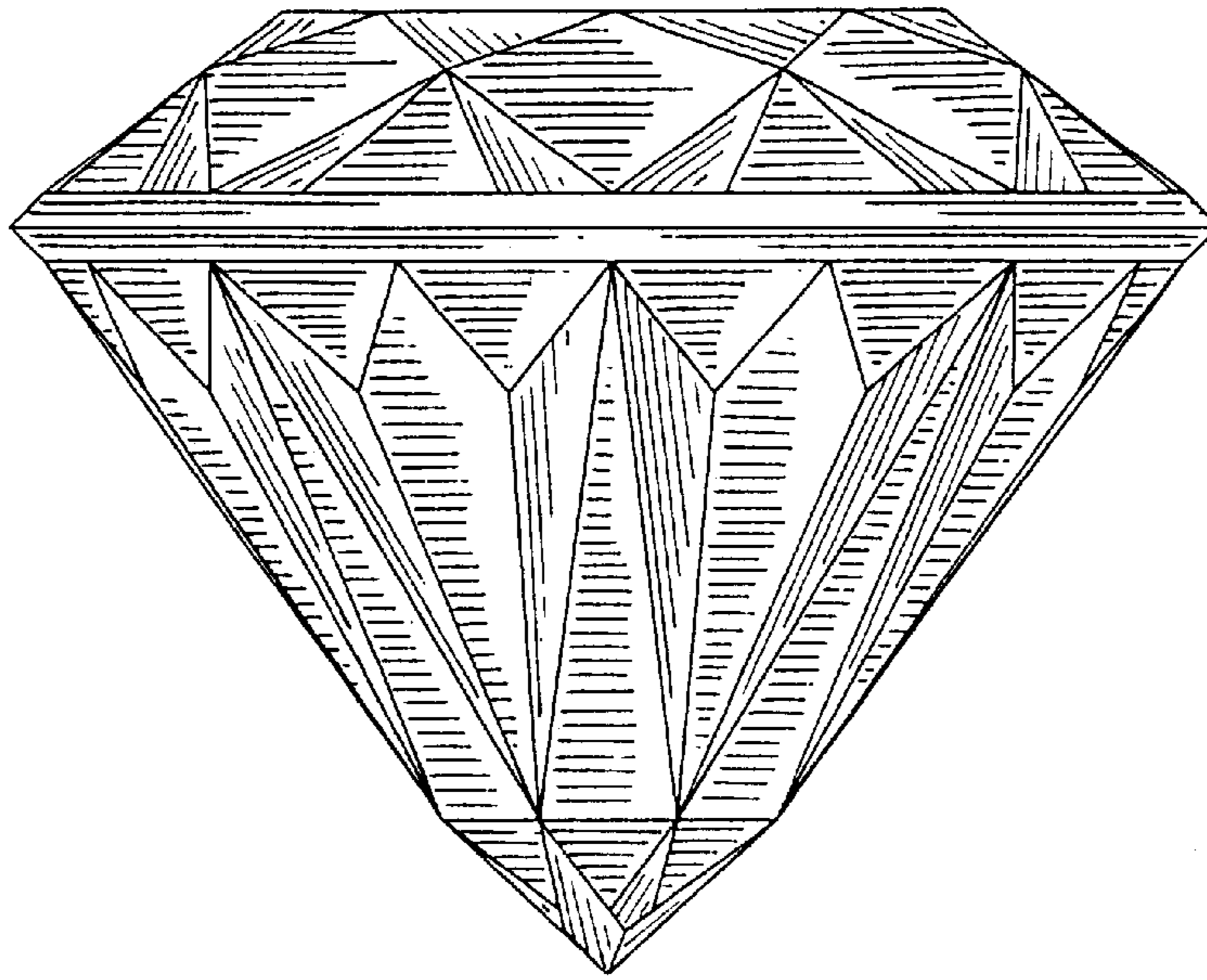


FIG. 2




FIG. 3

