



US00D460376S

(12) **United States Design Patent**  
**Bamminger et al.**

(10) **Patent No.:** **US D460,376 S**

(45) **Date of Patent:** **\*\* Jul. 16, 2002**

(54) **ORNAMENTAL OBJECT**

(75) Inventors: **Wolfgang Bamminger**, Schwaz;  
**Herbert Öfner**; **Emil Reisl**, both of  
Wattens; **Harald Weingärtner**, Sautens;  
**Michael Winter**, Schwaz, all of (AT)

(73) Assignee: **D. Swarovski & Co.**, Wattens (AT)

(\*\*) Term: **14 Years**

(21) Appl. No.: **29/133,638**

(22) Filed: **Dec. 5, 2000**

(30) **Foreign Application Priority Data**

Jun. 6, 2000	(AT)	.....	MU 2177/00
Jun. 6, 2000	(AT)	.....	MU 2178/00
Jun. 6, 2000	(AT)	.....	MU 2179/00
Jun. 6, 2000	(AT)	.....	MU 2180/00
Jun. 6, 2000	(AT)	.....	MU 2181/00
Jun. 6, 2000	(AT)	.....	MU 2182/00
Jun. 6, 2000	(AT)	.....	MU 2183/00
Jun. 6, 2000	(AT)	.....	MU 2184/00
Jun. 6, 2000	(AT)	.....	MU 2185/00

(51) **LOC (7) Cl.** ..... **11-01**

(52) **U.S. Cl.** ..... **D11/90**

(58) **Field of Search** ..... D11/1, 2, 7, 26-29,  
D11/35-36, 40-46, 78, 89-90; 63/1.1-36

(56) **References Cited**

**U.S. PATENT DOCUMENTS**

D36,131 S \* 11/1902 Wood ..... D11/90

D36,142 S	*	11/1902	Wood	.....	D11/90
4,306,427 A	*	12/1981	Urban	.....	63/32
D330,873 S	*	11/1992	Kaplan	.....	D11/90
D379,072 S	*	5/1997	Yuan	.....	D11/90
D379,073 S	*	5/1997	Yuan	.....	D11/90
D382,225 S	*	8/1997	Yuan	.....	D11/90
D415,712 S	*	10/1999	Tolkowsky	.....	D11/90
D434,691 S	*	12/2000	Swarovski	.....	D11/90
D439,196 S	*	3/2001	Tolkowsky	.....	D11/90
D439,542 S	*	3/2001	Turner et al.	.....	D11/90
D440,522 S	*	4/2001	Swarovski	.....	D11/90

\* cited by examiner

*Primary Examiner*—Ralf Seifert

(74) *Attorney, Agent, or Firm*—Wenderoth, Lind & Ponack,  
L.L.P.

(57) **CLAIM**

An ornamental object, as shown and described.

**DESCRIPTION**

FIG. 1 is a top view of an ornamental object showing my new design;

FIG. 2 is a left side elevational view, the opposite being a mirror image;

FIG. 3 is a bottom view;

FIG. 4 is a top plan view of an ornamental object showing a second embodiment of my new design;

FIG. 5 is a left side elevational view of FIG. 4, the opposite being a mirror image; and,

FIG. 6 is a bottom view of FIG. 4.

**1 Claim, 2 Drawing Sheets**

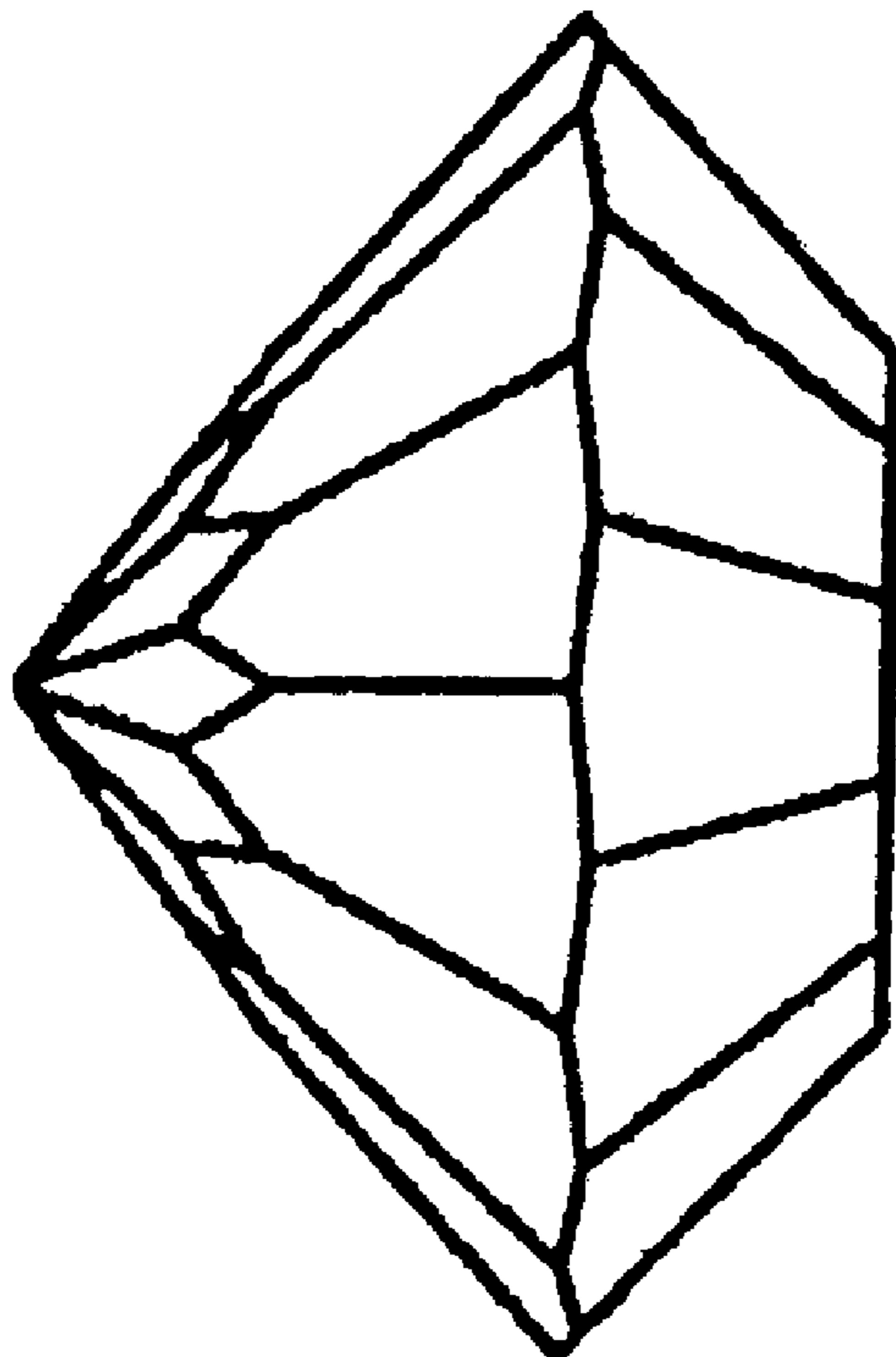


Fig. 1

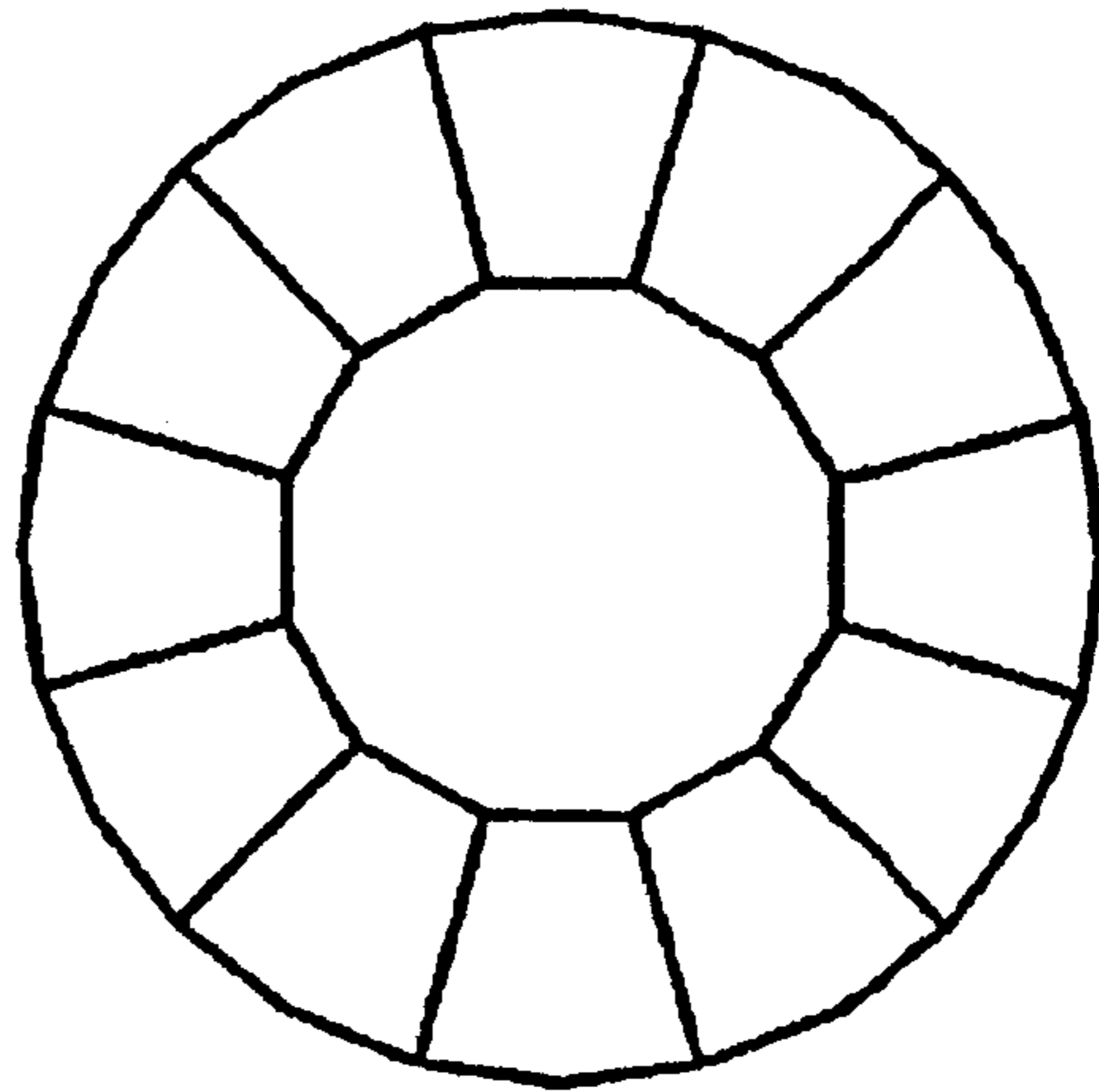


Fig. 2

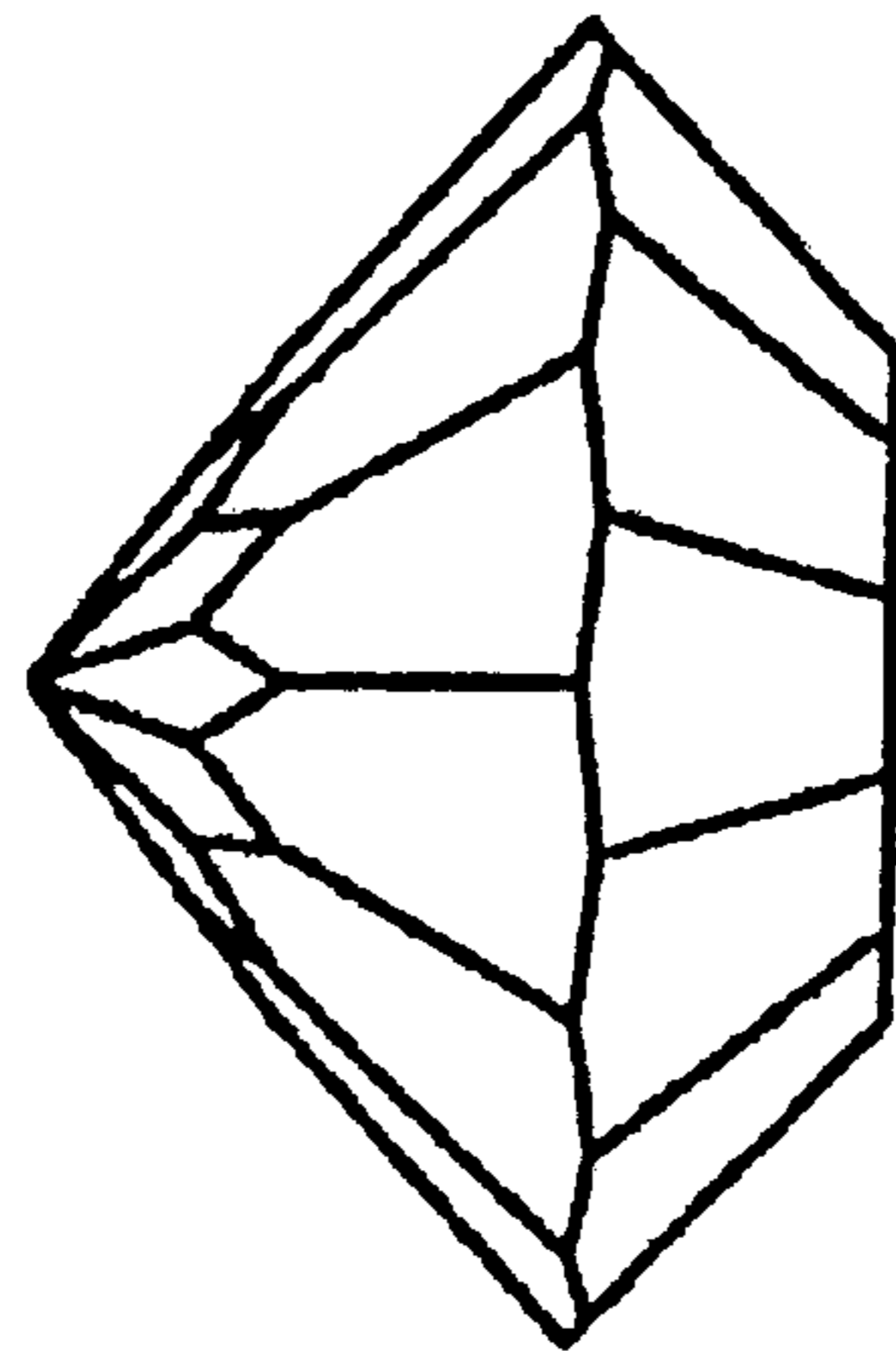


Fig. 3

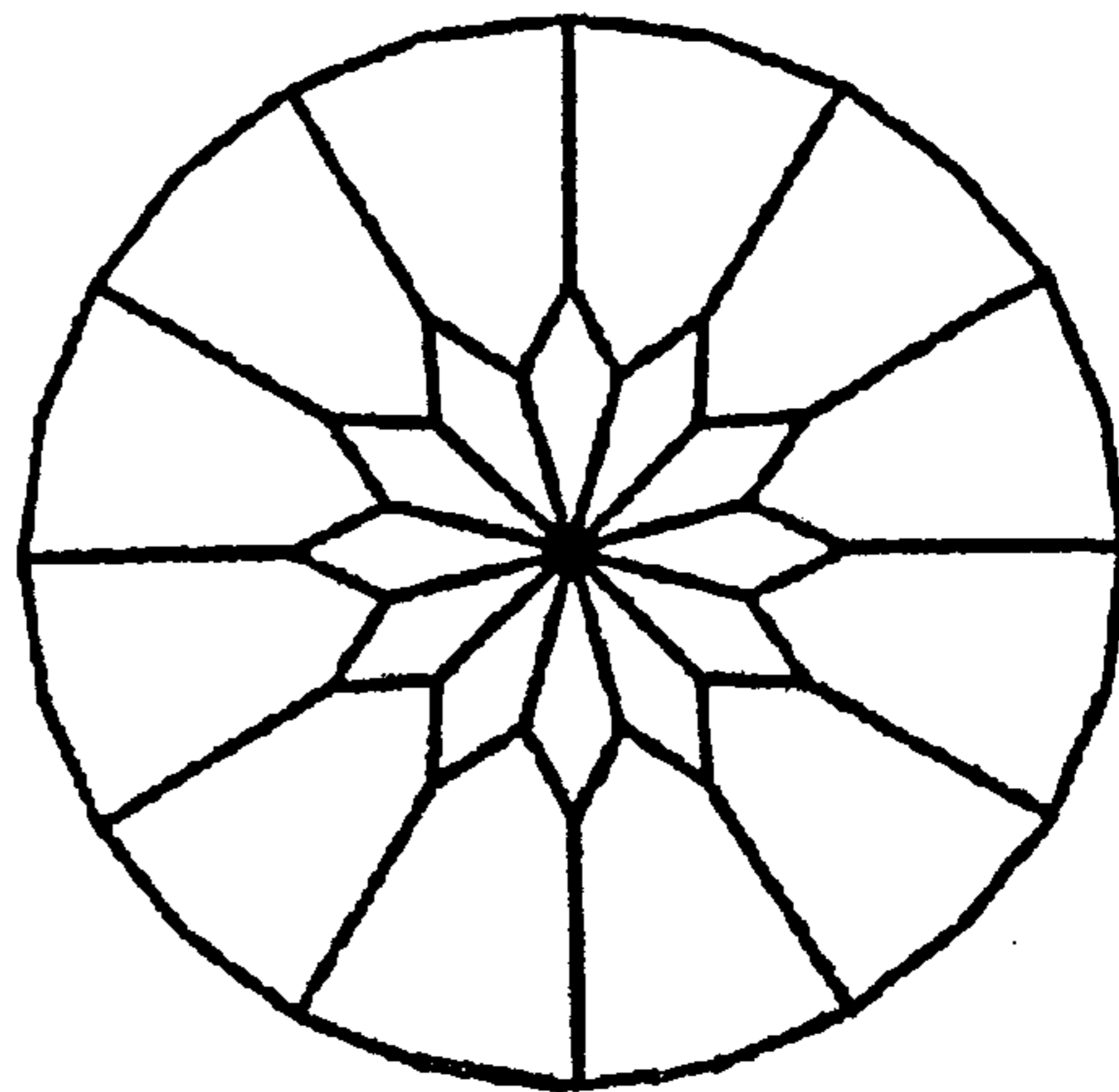


Fig. 4

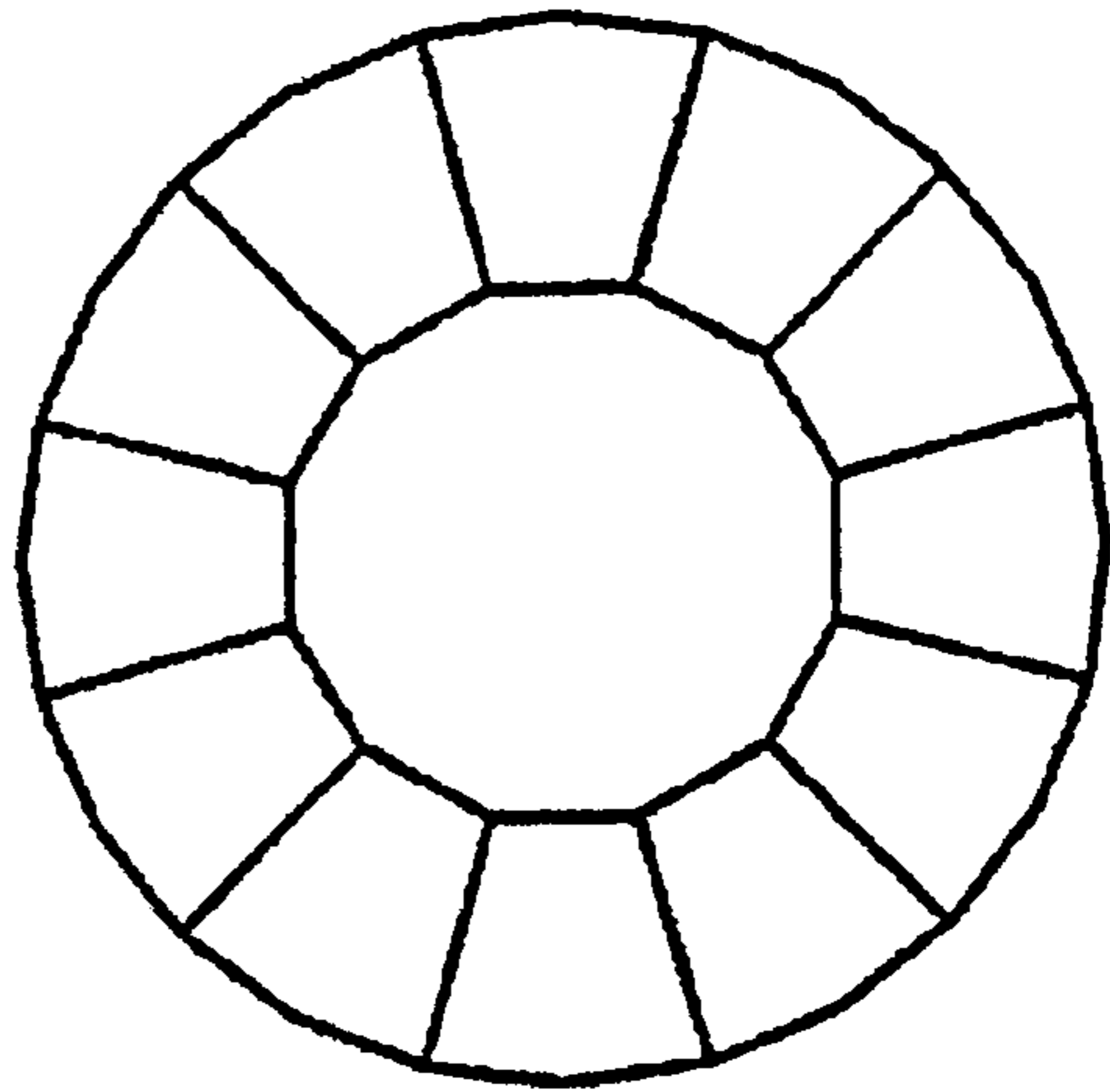


Fig. 5

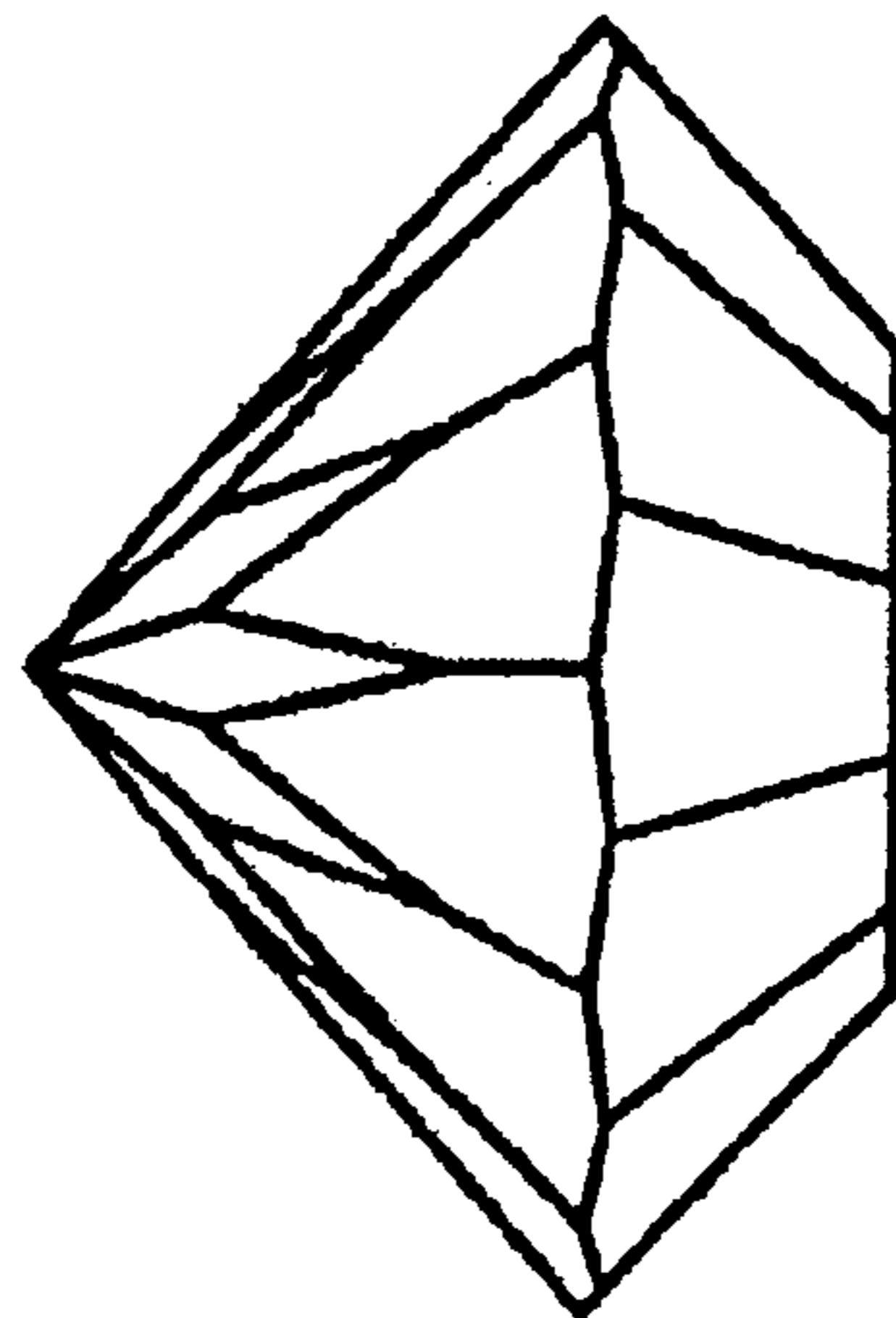


Fig. 6

