



US00D460375S

(12) **United States Design Patent**
Ambar

(10) **Patent No.:** **US D460,375 S**

(45) **Date of Patent:** **** Jul. 16, 2002**

(54) **JEWELRY DESIGN**

(76) **Inventor:** **Betzalel Ambar**, 15824 Woodvale Rd.,
Encino, County of Los Angeles, CA
(US) 91436

(**) **Term:** **14 Years**

(21) **Appl. No.:** **29/136,382**

(22) **Filed:** **Jan. 30, 2001**

(51) **LOC (7) Cl.** **11-01**

(52) **U.S. Cl.** **D11/7**

(58) **Field of Search** D11/1, 2, 116,
D11/61, 57, 95-97, 99, 115, 79, 81, 43,
67-68, 107; D3/210, 211; 63/13, 14.1,
18

(56) **References Cited**

U.S. PATENT DOCUMENTS

D154,213 S	*	6/1949	Philippe	D11/45
D246,607 S	*	12/1977	Radisich	D99/25
D301,315 S	*	5/1989	Yoshida	D11/79
D301,318 S	*	5/1989	Yoshida	D11/79

* cited by examiner

Primary Examiner—Ralf Seifert

(74) *Attorney, Agent, or Firm*—Howard C. Miskin; Gloria Tsui-Yip

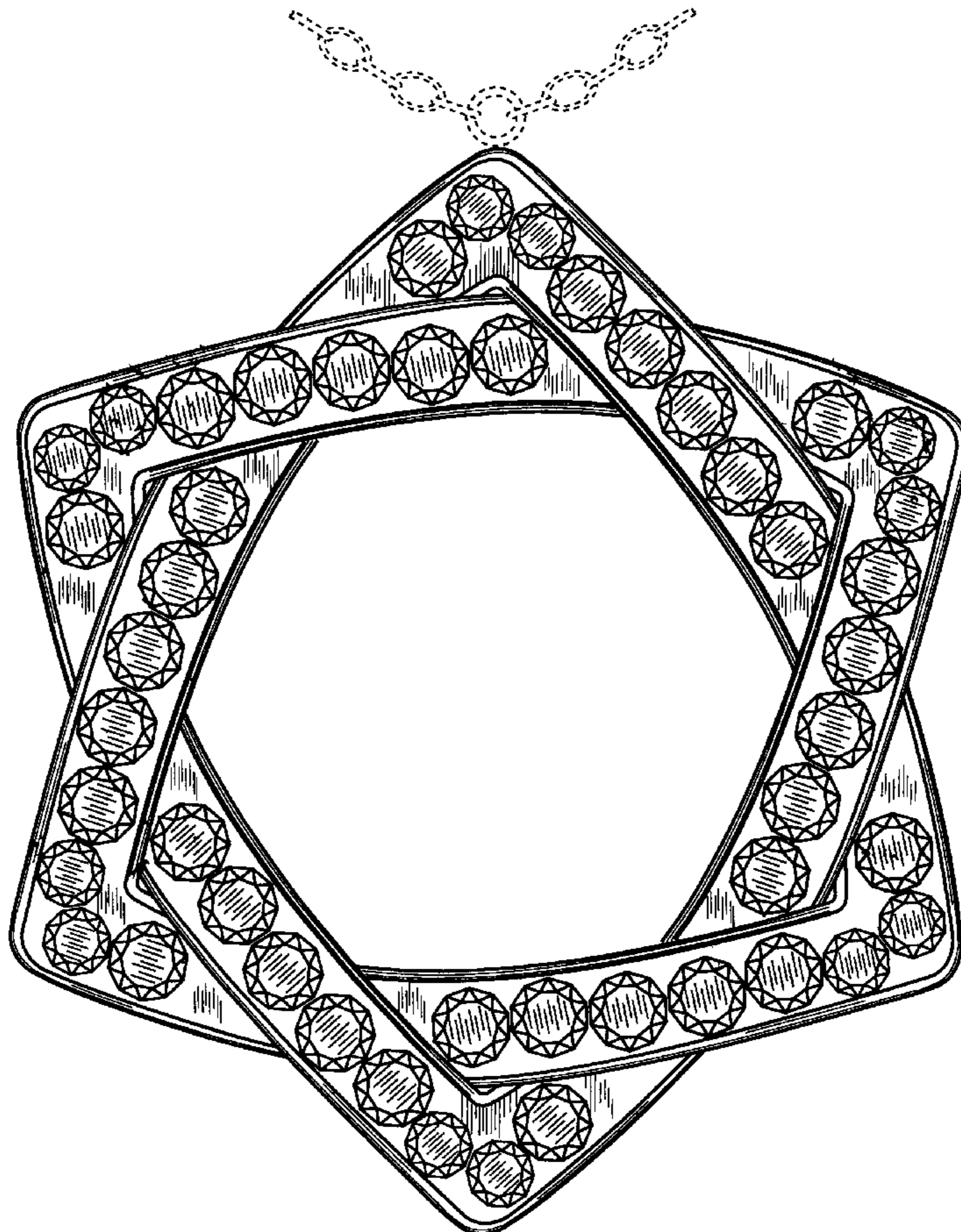
(57) **CLAIM**

The ornamental design for a jewelry design, as shown and described.

DESCRIPTION

FIG. 1 is a front elevational view of my new jewelry design; FIG. 2 is a rear elevational view thereof; FIG. 3 is a left side view thereof, the right side view being a mirror image thereof; FIG. 4 is a top plan view thereof, FIG. 5 is a bottom plan view thereof; FIG. 6 is a front elevational view of a second embodiment of my new design; FIG. 7 is a rear elevational view thereof; FIG. 8 is a left side view thereof, the right side view being a mirror image thereof; FIG. 9 is a top plan view thereof; and, FIG. 10 is a bottom plan view thereof. The broken line showing of a loop and tether in FIGS. 1 and 6 are for illustrative purposes only and form no part of the claimed design.

1 Claim, 5 Drawing Sheets



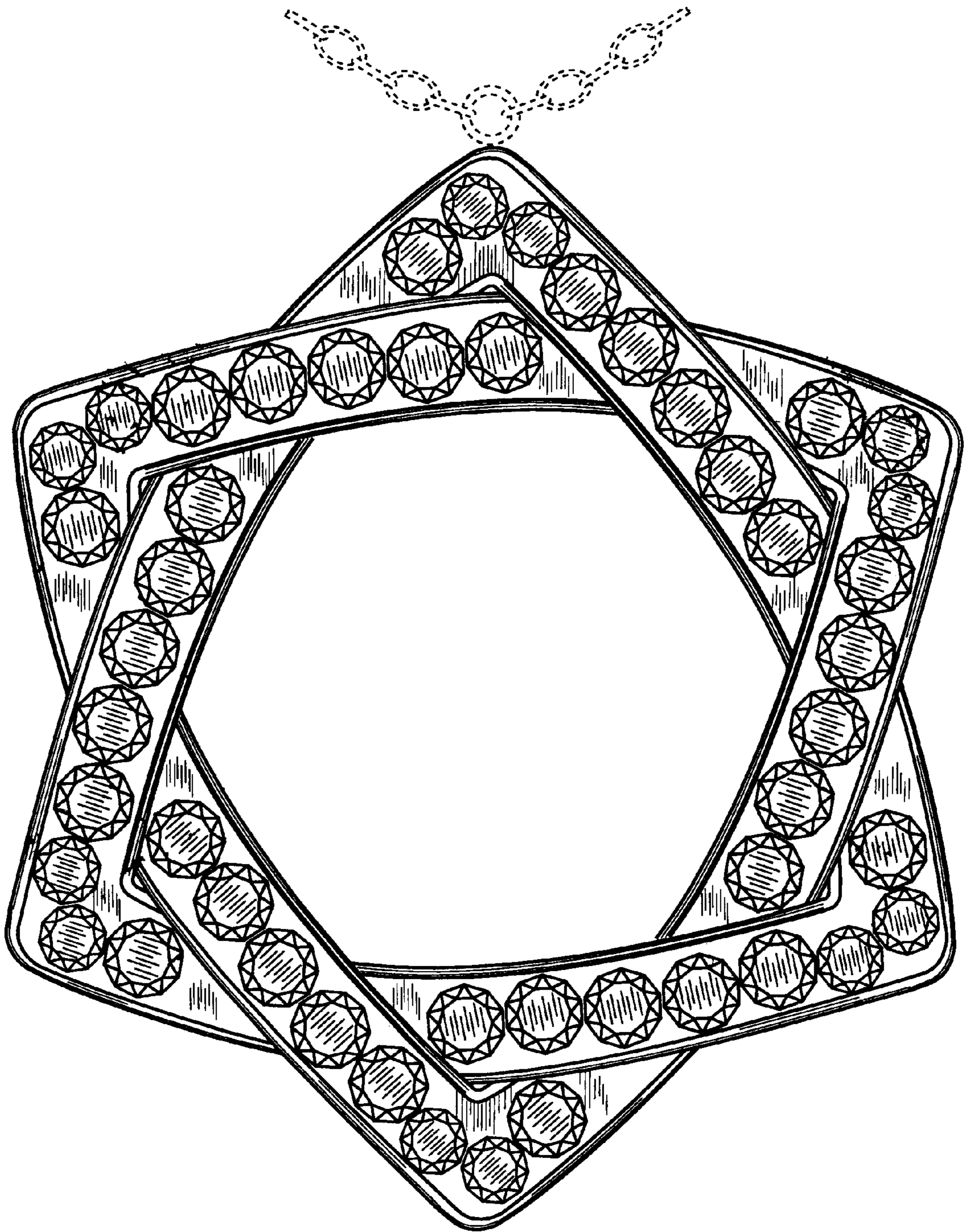


FIG. 1

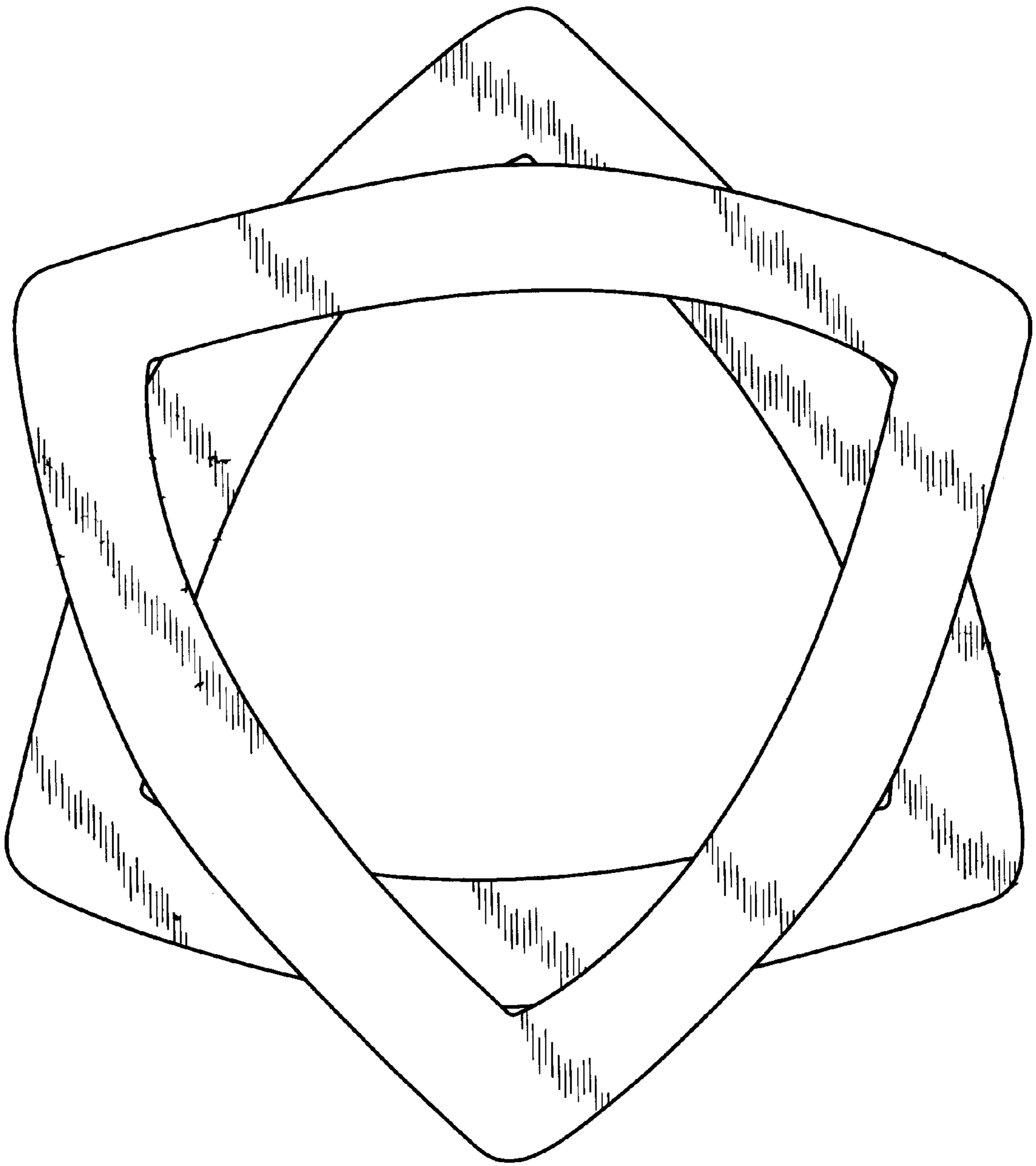


FIG. 2

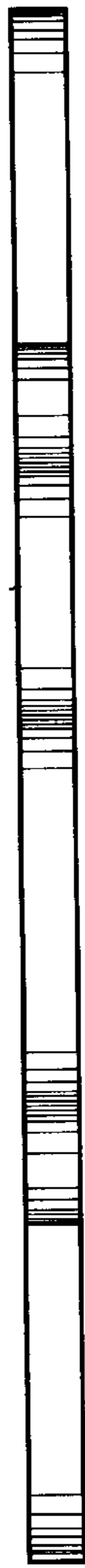


FIG. 3



FIG. 4



FIG. 5




FIG. 6

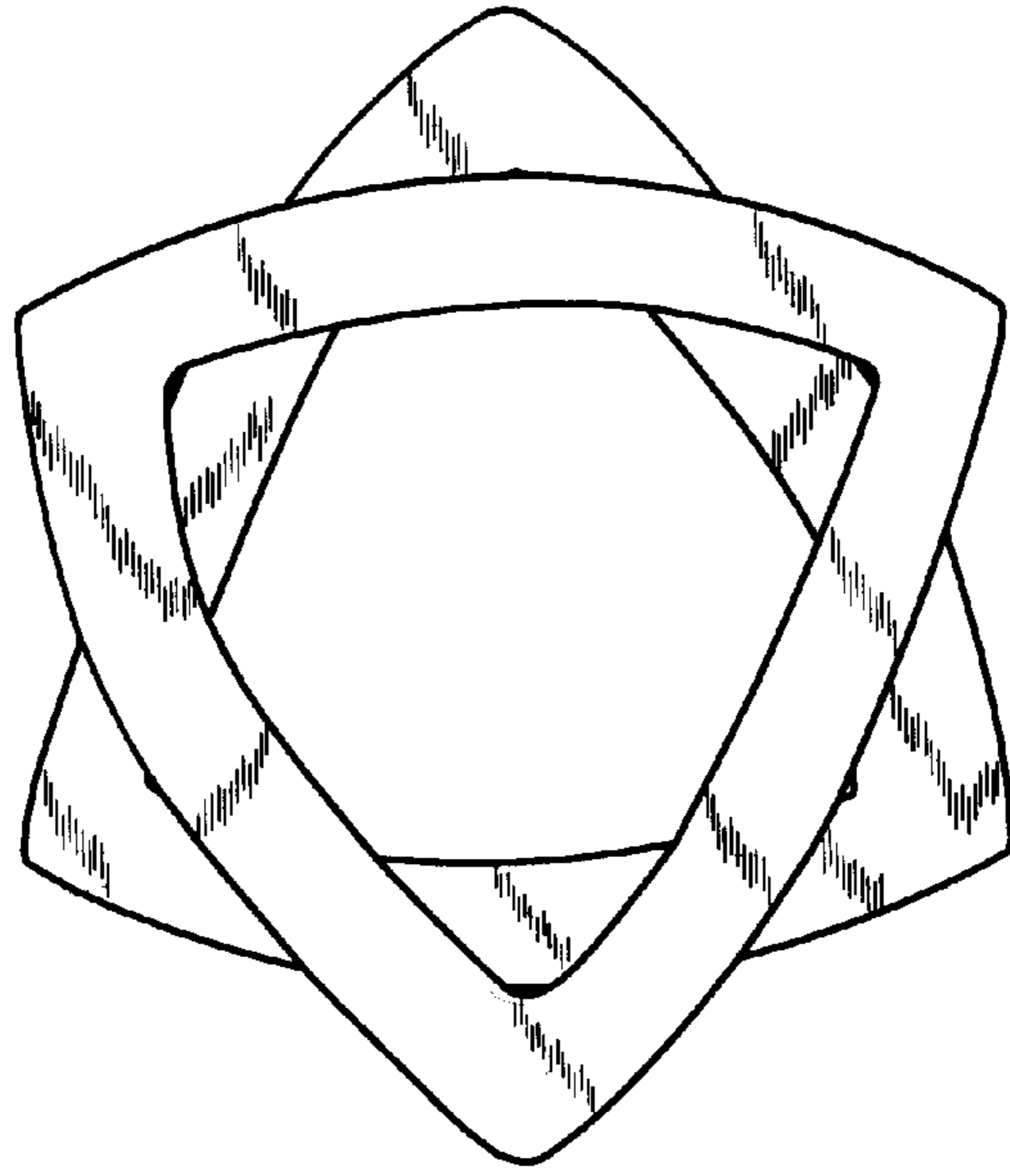


FIG. 7



FIG. 8

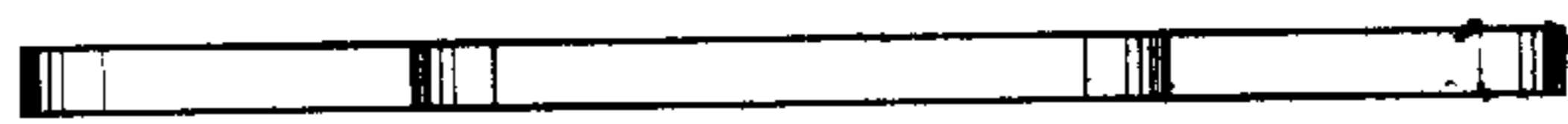


FIG. 9




FIG. 10