



US00D460354S

(12) **United States Design Patent** (10) **Patent No.:** **US D460,354 S**  
**Goldiner et al.** (45) **Date of Patent:** **\*\* Jul. 16, 2002**

(54) **SKULL BOX**

(76) Inventors: **Arthur Howard Goldiner; Linda B. Camplese**, both of 431 Leoni Dr., Grover Beach, CA (US) 93433

(\*\*) Term: **14 Years**

(21) Appl. No.: **29/144,529**

(22) Filed: **Jul. 5, 2001**

(51) **LOC (7) Cl.** ..... **09-03**

(52) **U.S. Cl.** ..... **D9/418; D9/430**

(58) **Field of Search** ..... D9/307, 418, 415, D9/414, 430, 431; 206/457, 83, 776, 777, 778, 822; 229/106, 107, 108, 116.1, 116.3; 27/2, 4, 19, 35

(56) **References Cited**

**U.S. PATENT DOCUMENTS**

4,131,630	A	*	12/1978	Havey	.....	27/2
4,463,484	A	*	8/1984	Valle Arizpe	.....	27/2
4,891,869	A	*	1/1990	Nutting	.....	229/108
D313,745	S	*	1/1991	Akman	.....	D9/307
D353,994	S	*	1/1995	Kohler	.....	D9/307
D431,463	S	*	10/2000	Gallart et al.	.....	D9/418
D437,099	S		1/2001	Nutting et al.		
D438,378	S	*	3/2001	Charness	.....	D9/418
6,283,279	B1	*	9/2001	Harrington	.....	206/457

**OTHER PUBLICATIONS**

“Professional Fangtastics” Coffin Box, Exhibit B, 1 page no date known.

“RIP” Coffin Box, Owner: Paper Magic Group, 1 page, no date known.

Coffin Box with fangs; Owner: Fun World, 1 page no date known.

Coffin Box in stainless steel; Owner: Alchemy, 1 page no date known.

Coffin Box with “Glow in the Dark Skeleton” in plastic; Owner: Bones Candy, 1 page no date known.

Coffin Boxes, Magique Novelties, LLC. Catalog, 5 pages, no date known.

Trademark Application, Ser. No. 75/689,561, 24 pages, Apr. 1999.

Trademark Application, Ser. No. 76/058,312, 10 pages, May 2000.

Trademark Application, Ser. No. 76/058,323, 10 pages, May 2000.

Trademark Application, Ser. No. 76/058,322, 11 pages, May 2000.

\* cited by examiner

*Primary Examiner*—Prabhakar Deshmukh

(74) *Attorney, Agent, or Firm*—Dobrusin and Thennisch PC

(57) **CLAIM**

The ornamental design of a skull box, as shown and described.

**DESCRIPTION**

FIG. 1 shows a perspective view of the skull box of the present invention.

FIG. 2 shows a front view of the skull box.

FIG. 3 shows a right side view of the skull box.

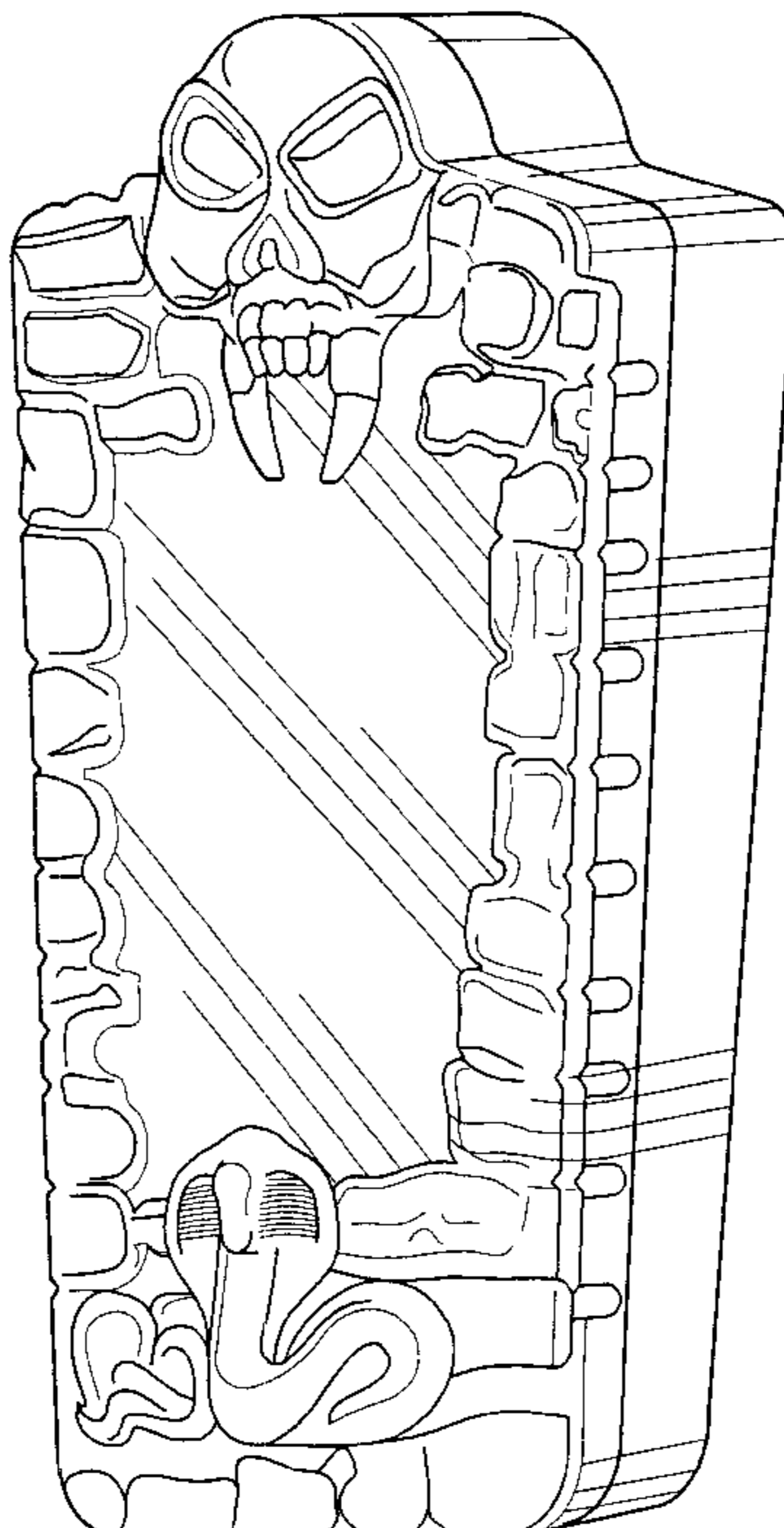
FIG. 4 shows a left side view of the skull box.

FIG. 5 shows a top view of the skull box.

FIG. 6 shows a bottom view of the skull box; and,

FIG. 7 shows a rear view of the skull box.

**1 Claim, 3 Drawing Sheets**



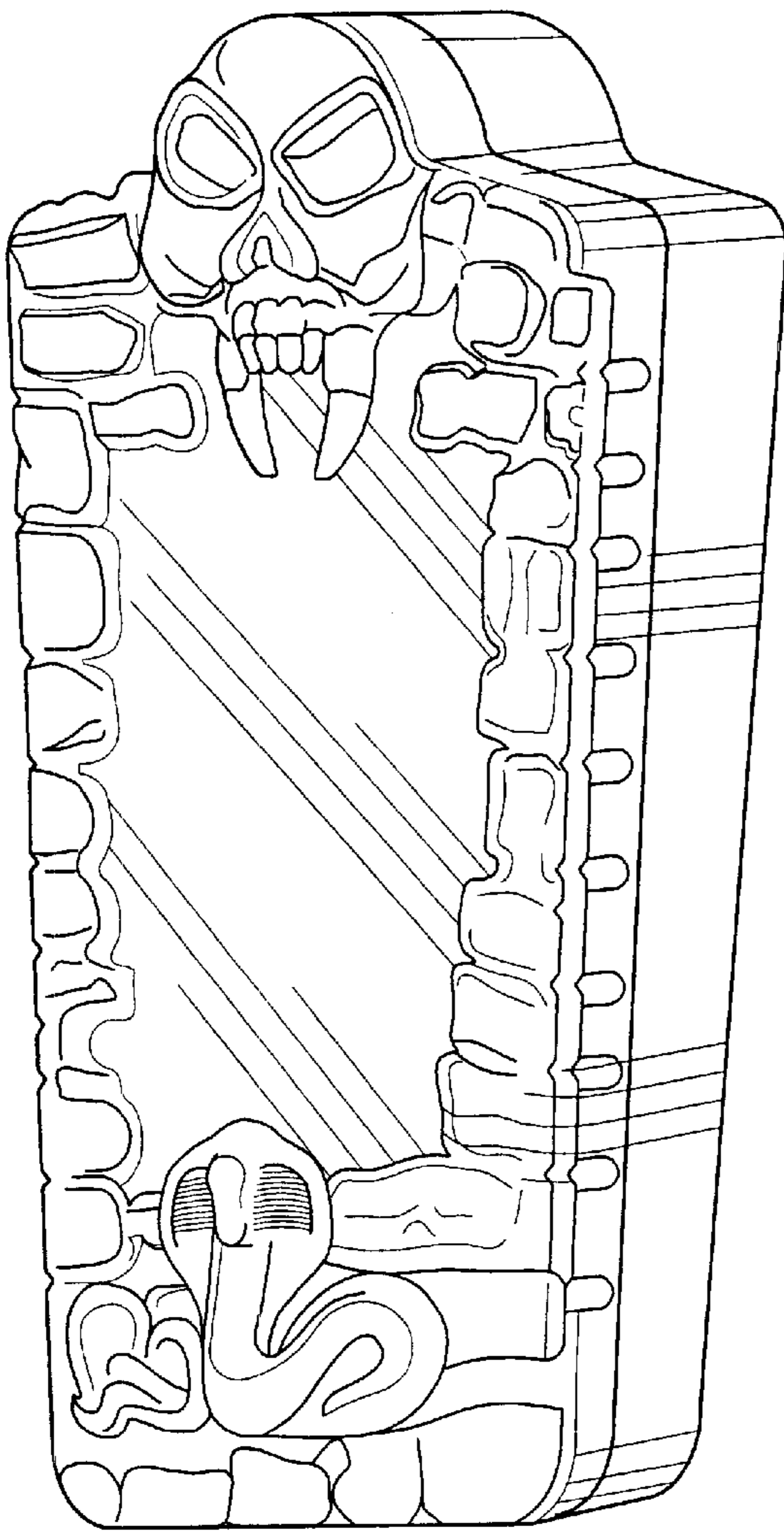


Fig-1




Fig-2

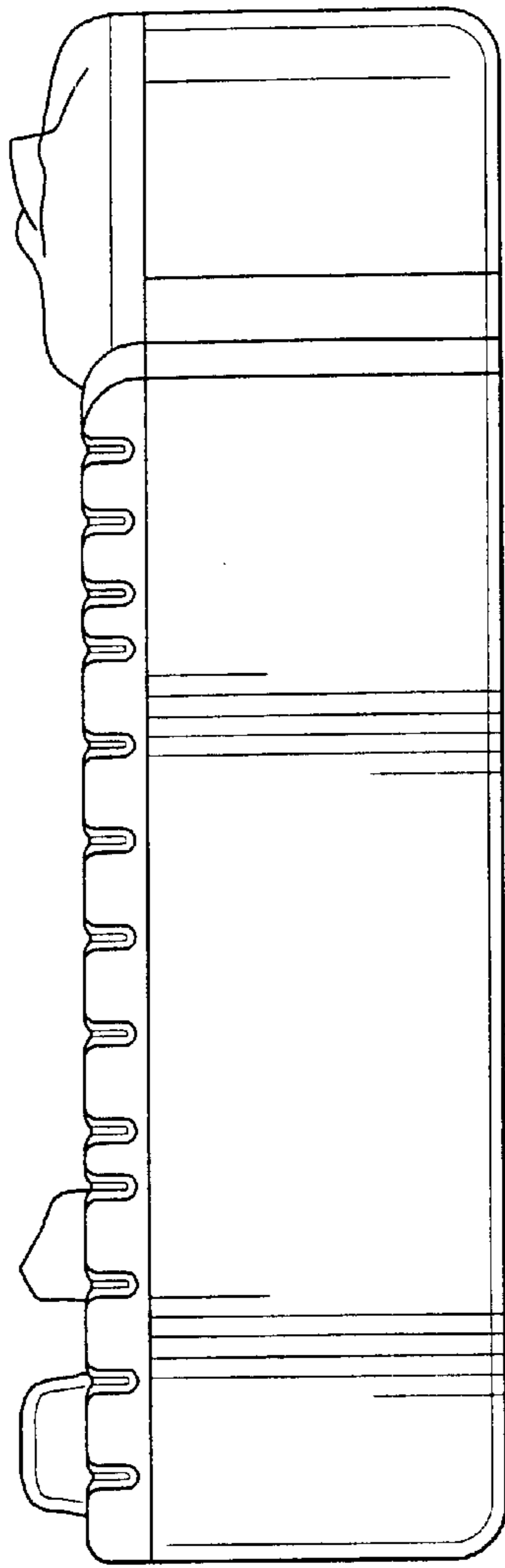


Fig-3

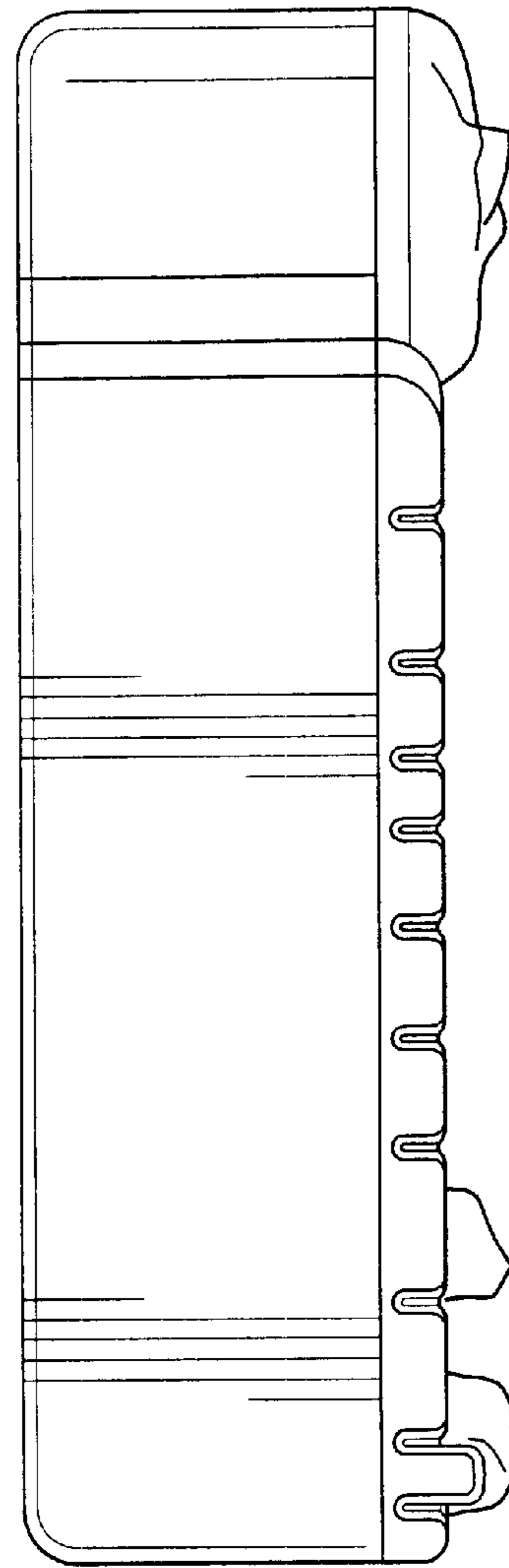


Fig-4

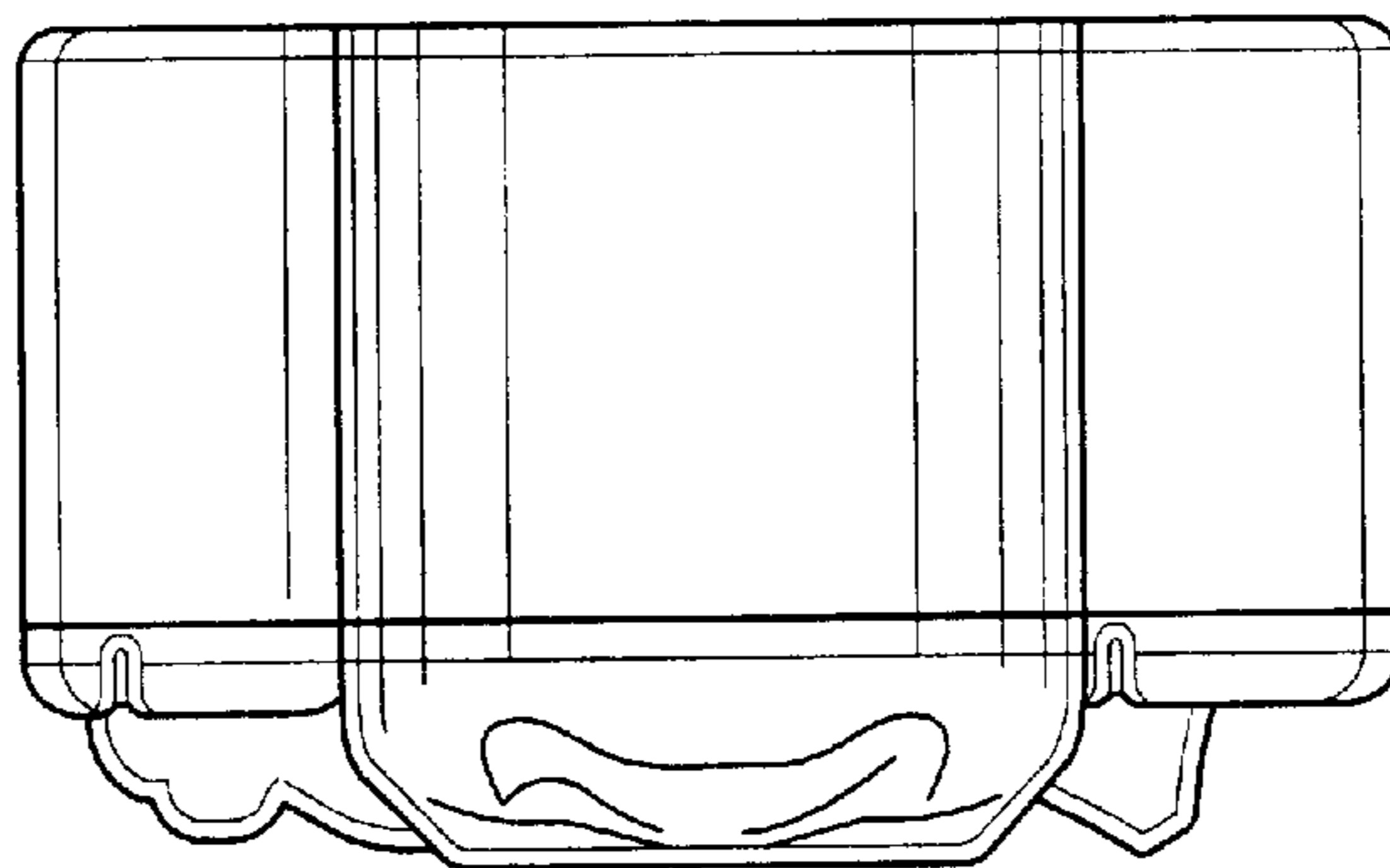


Fig-5

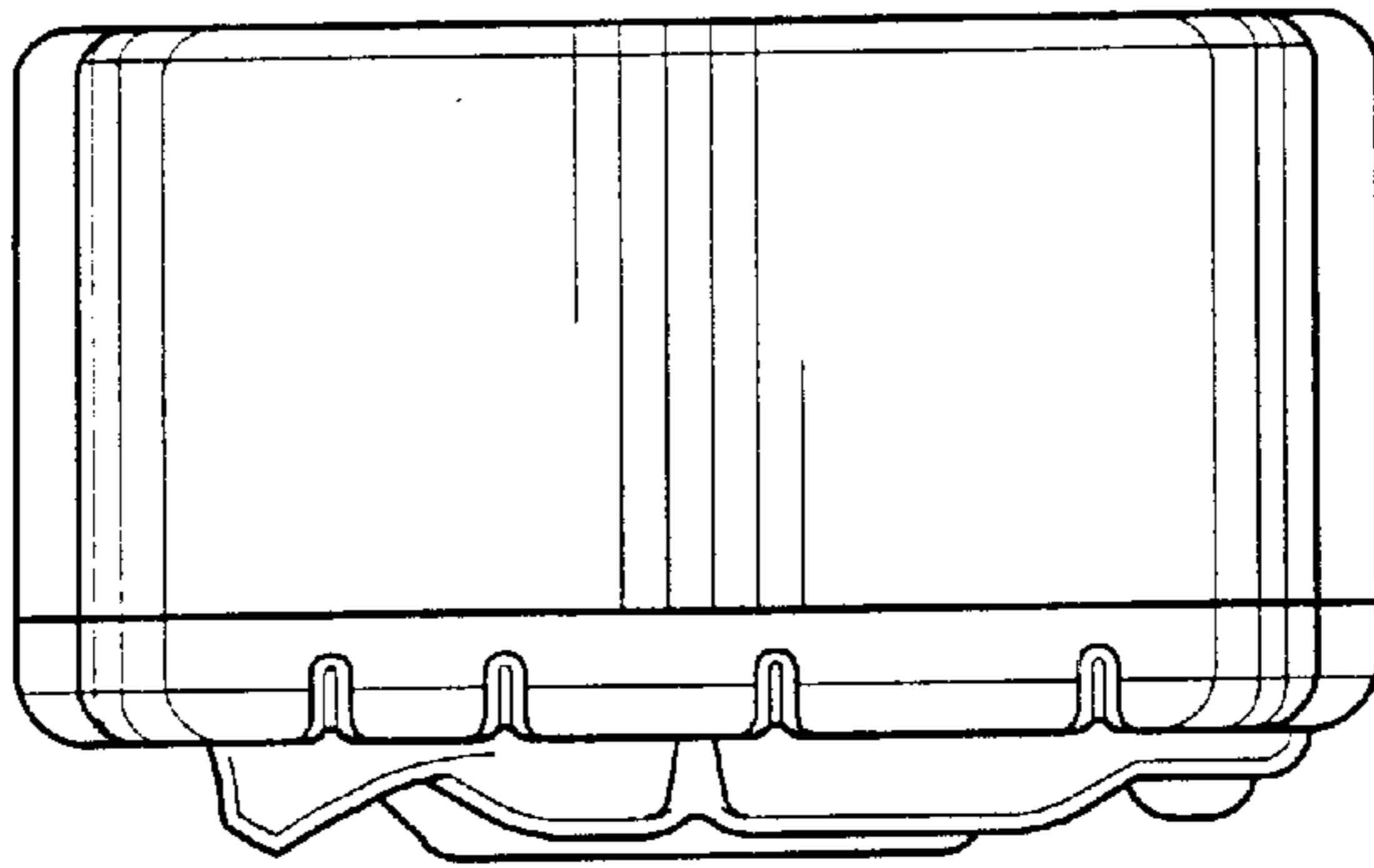


Fig-6




Fig-7