



US00D460308S

(12) **United States Design Patent**  
**Marrs**

(10) **Patent No.:** **US D460,308 S**

(45) **Date of Patent:** **\*\* Jul. 16, 2002**

(54) **TOWEL RACK WITH CABINET**

D442,410 S \* 5/2001 Winter ..... D6/561

(76) Inventor: **Mina P. Marrs**, 1180 Demere Rd., St. Simons, GA (US) 31522

\* cited by examiner

(\*\*) Term: **14 Years**

*Primary Examiner*—Brian N. Vinson  
(74) *Attorney, Agent, or Firm*—Rigdon Patents & Engineering; Jonathan R. Smith

(21) Appl. No.: **29/130,547**

(57) **CLAIM**

(22) Filed: **Oct. 3, 2000**

The ornamental design for a towel rack with cabinet, as shown and described.

(51) **LOC (7) Cl.** ..... **06-04**

(52) **U.S. Cl.** ..... **D6/548**

(58) **Field of Search** ..... D6/546, 548, 549, D6/559, 560, 561; 211/13.1, 30, 35, 86.01, 105.1; 312/34.1, 242, 245

**DESCRIPTION**

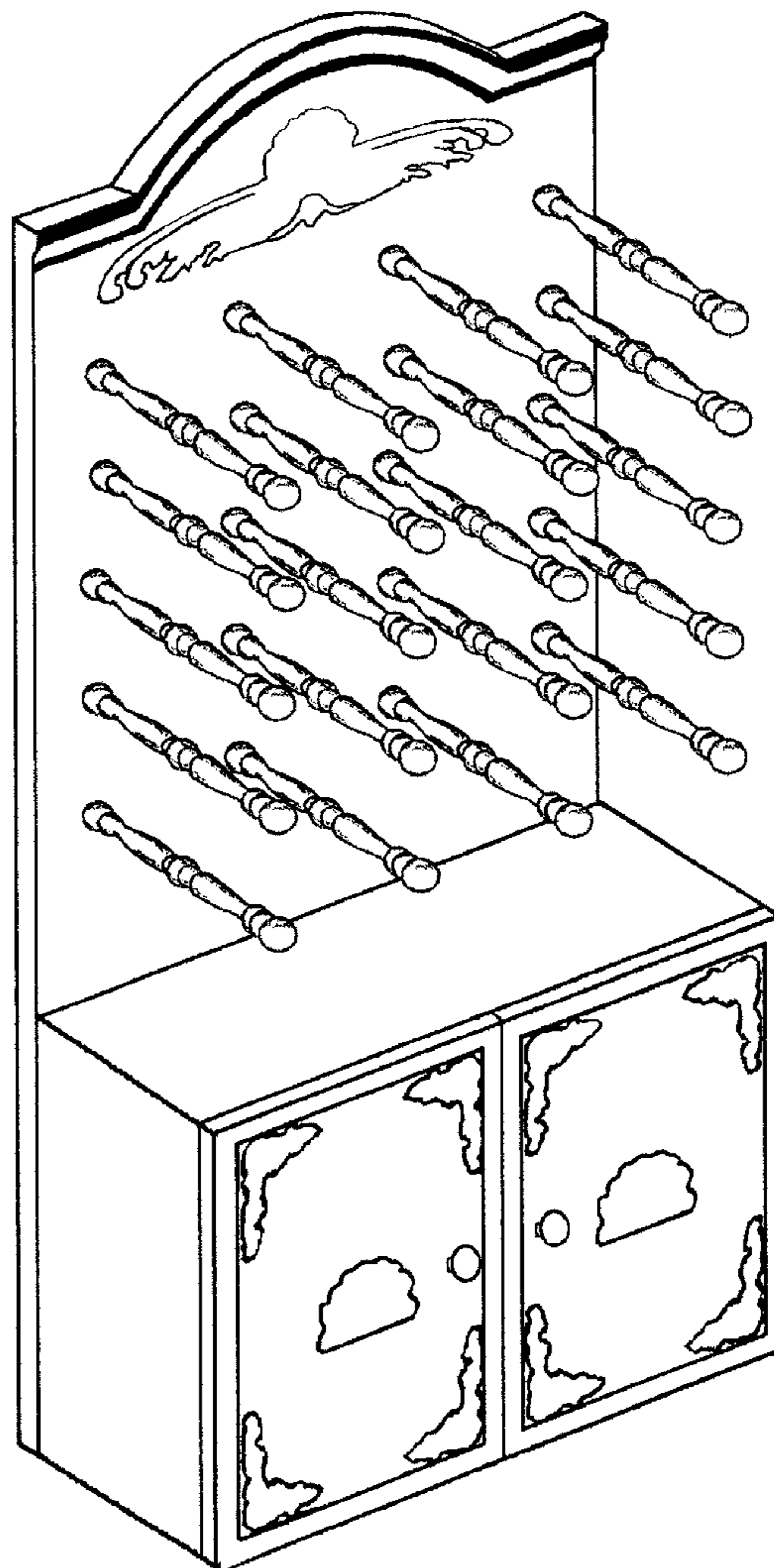
FIG. 1 is a top, front, and left side perspective view of a towel rack with cabinet showing my new design; FIG. 2 is a front elevational view thereof; FIG. 3 is a left side elevational view thereof, the right side being a mirror image of that shown; FIG. 4 is a bottom plan view thereof; FIG. 5 is a top plan view thereof; and, FIG. 6 is a rear elevational view thereof.

(56) **References Cited**

**U.S. PATENT DOCUMENTS**

D278,874 S \* 5/1985 Thorneburg et al. .... D6/559 X  
D301,100 S \* 5/1989 Lee ..... D6/560  
D419,769 S \* 2/2000 Germano ..... D6/559 X

**1 Claim, 6 Drawing Sheets**



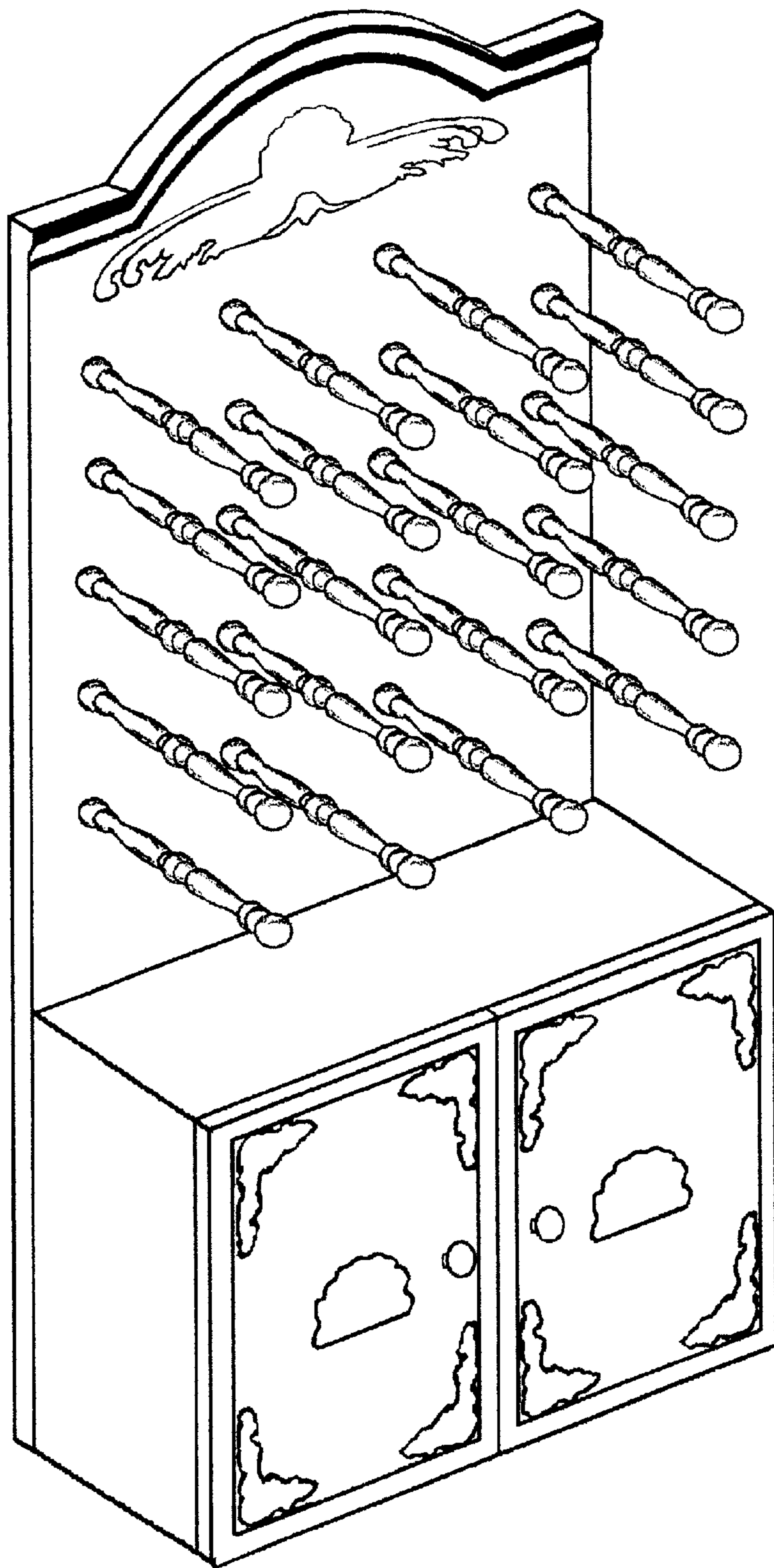


FIG. 1

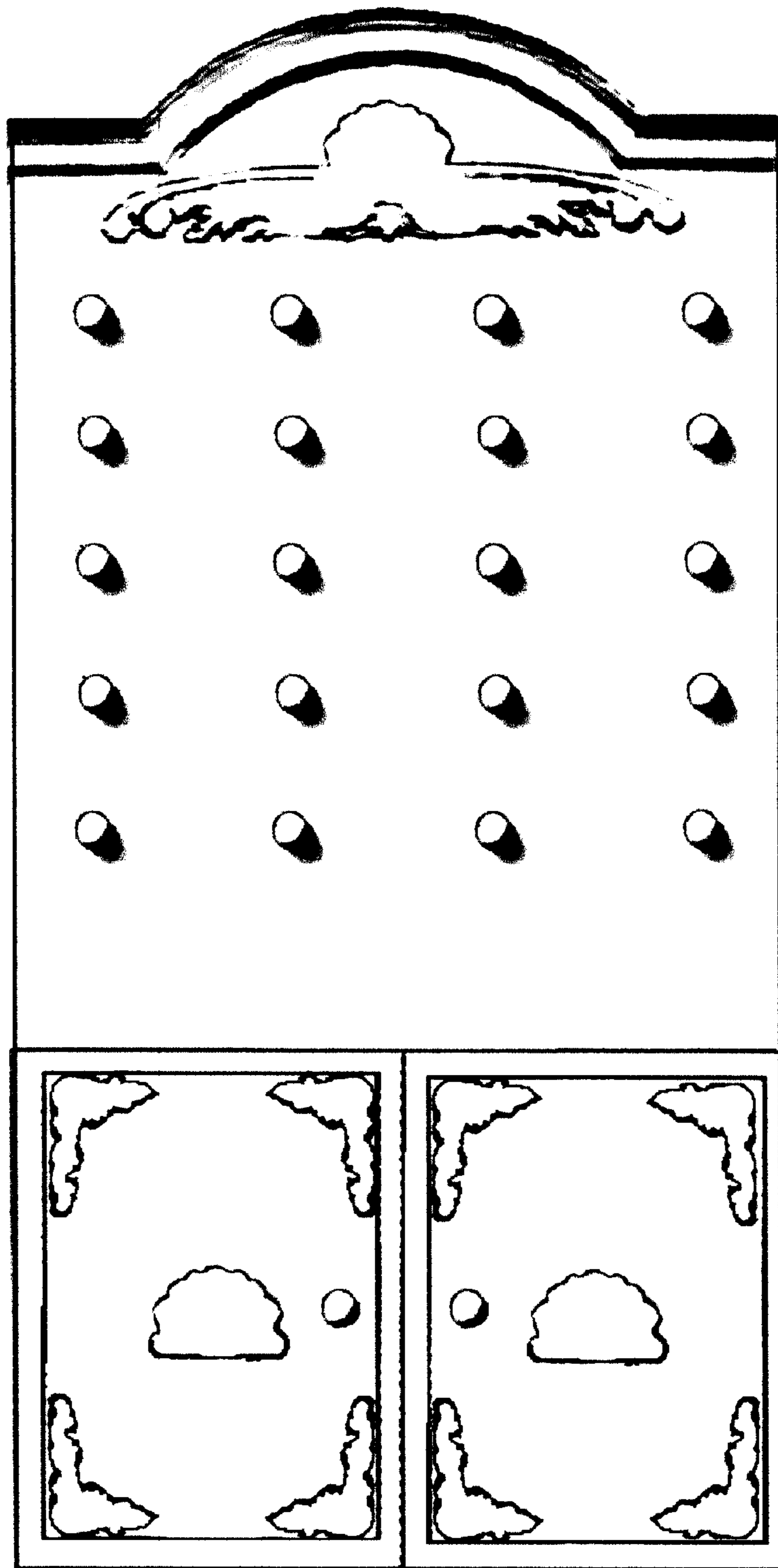


FIG. 2

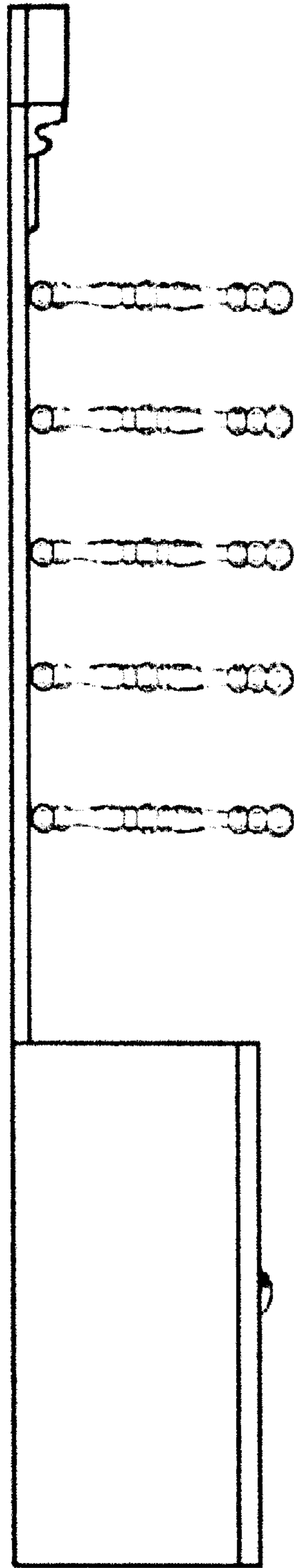


FIG. 3




FIG. 4




FIG. 5




FIG. 6