



US00D460301S

(12) **United States Design Patent**
Milliorn

(10) **Patent No.:** **US D460,301 S**

(45) **Date of Patent:** **** Jul. 16, 2002**

(54) **DISPOSABLE GLOVE DISPENSER**

6,021,919 A 2/2000 Kelly
D443,451 S * 6/2001 Strand et al. D6/518
D450,960 S * 11/2001 Boyea et al. D6/515

(75) Inventor: **J. Michael Milliorn**, Fort Worth, TX
(US)

* cited by examiner

(73) Assignee: **Daydots International, Inc.**, Fort
Worth, TX (US)

Primary Examiner—Brian N. Vinson
(74) *Attorney, Agent, or Firm*—Fulbright & Jaworski L.L.P.

(**) Term: **14 Years**

(57) **CLAIM**

(21) Appl. No.: **29/148,569**

The ornamental design for a disposable glove dispenser, as
shown and described.

(22) Filed: **Sep. 21, 2001**

DESCRIPTION

(51) **LOC (7) Cl.** **20-02**

(52) **U.S. Cl.** **D6/515**

(58) **Field of Search** D6/515, 518; D9/516,
D9/549; D3/273, 294, 318; 206/380, 409,
494; 221/26, 33, 45, 262, 264

FIG. 1 is a front elevational view of the glove dispenser
according to my invention;

FIG. 2 is a back elevational view of the glove dispenser of
FIG. 1;

FIG. 3 is a side elevational view of one side of the glove
dispenser with the opposite side being identical;

FIG. 4 is a top plan view of the glove dispenser of FIG. 1;

FIG. 5 is a perspective view of the glove dispense of FIG.
1; and,

FIG. 6 is a bottom plan view of the glove dispenser of FIG.
1.


The broken-line disclosure of gloves in the views is for
illustrative purposes only and forms no part of the claimed
design.

(56) **References Cited**

U.S. PATENT DOCUMENTS

4,844,293	A	7/1989	McLaughlin	
4,993,589	A	2/1991	McLaughlin	
5,096,089	A	3/1992	McLaughlin	
5,542,567	A	* 8/1996	Julius 221/45 X
D387,981	S	12/1997	Mosior et al.	
5,699,912	A	* 12/1997	Ishikawa et al. 206/494
5,704,471	A	* 1/1998	Yamada 206/494 X
5,878,909	A	3/1999	Rogow	
5,921,434	A	7/1999	Hollander et al.	

1 Claim, 3 Drawing Sheets



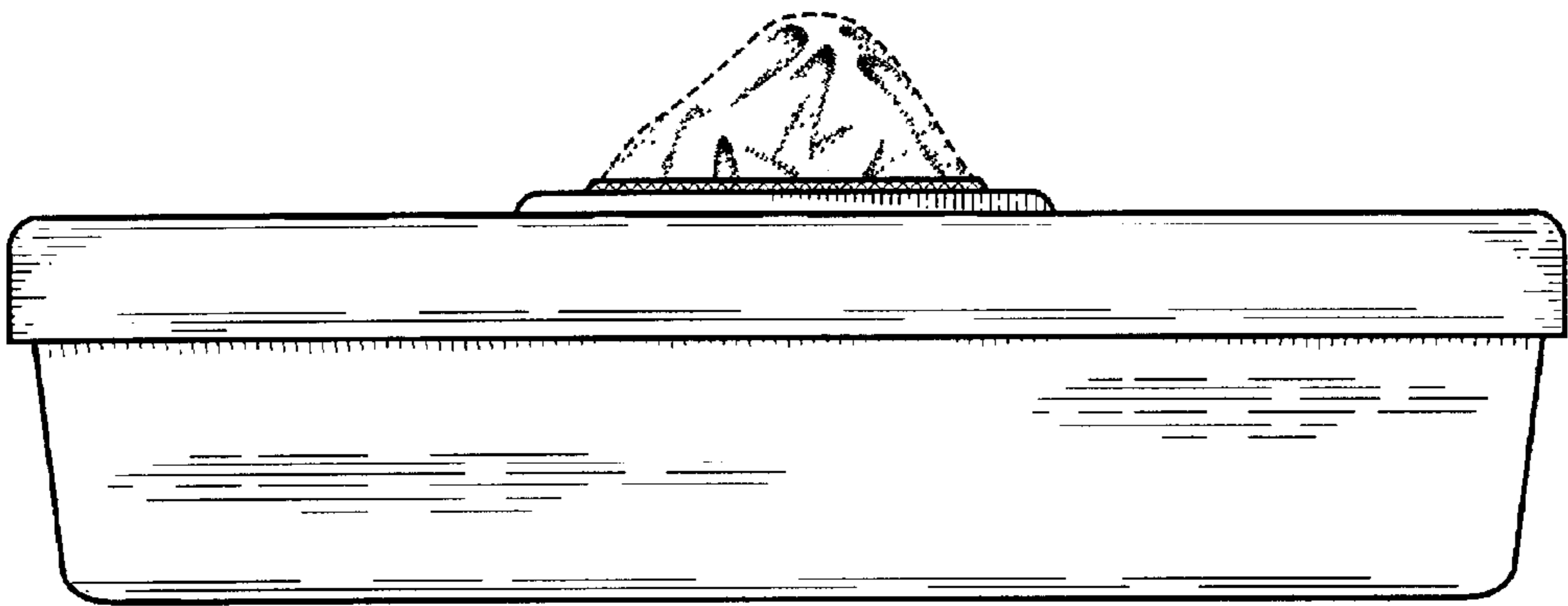


FIG. 1

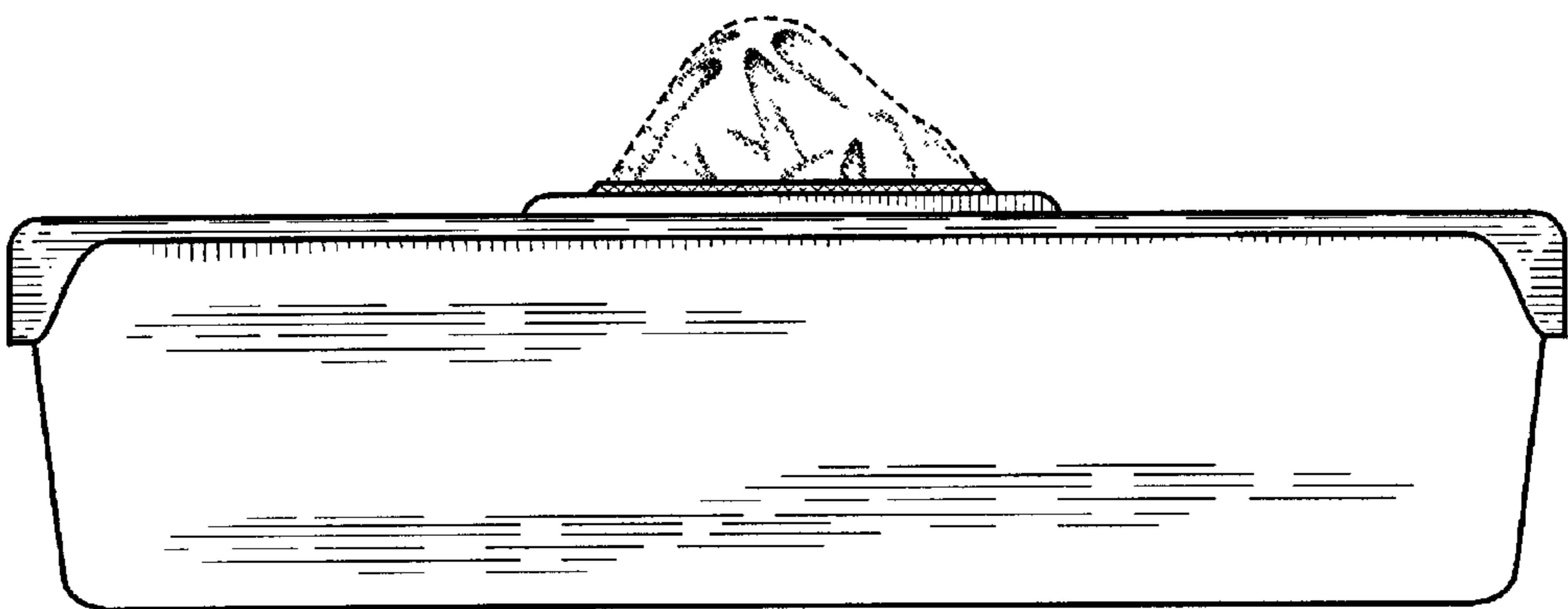


FIG. 2

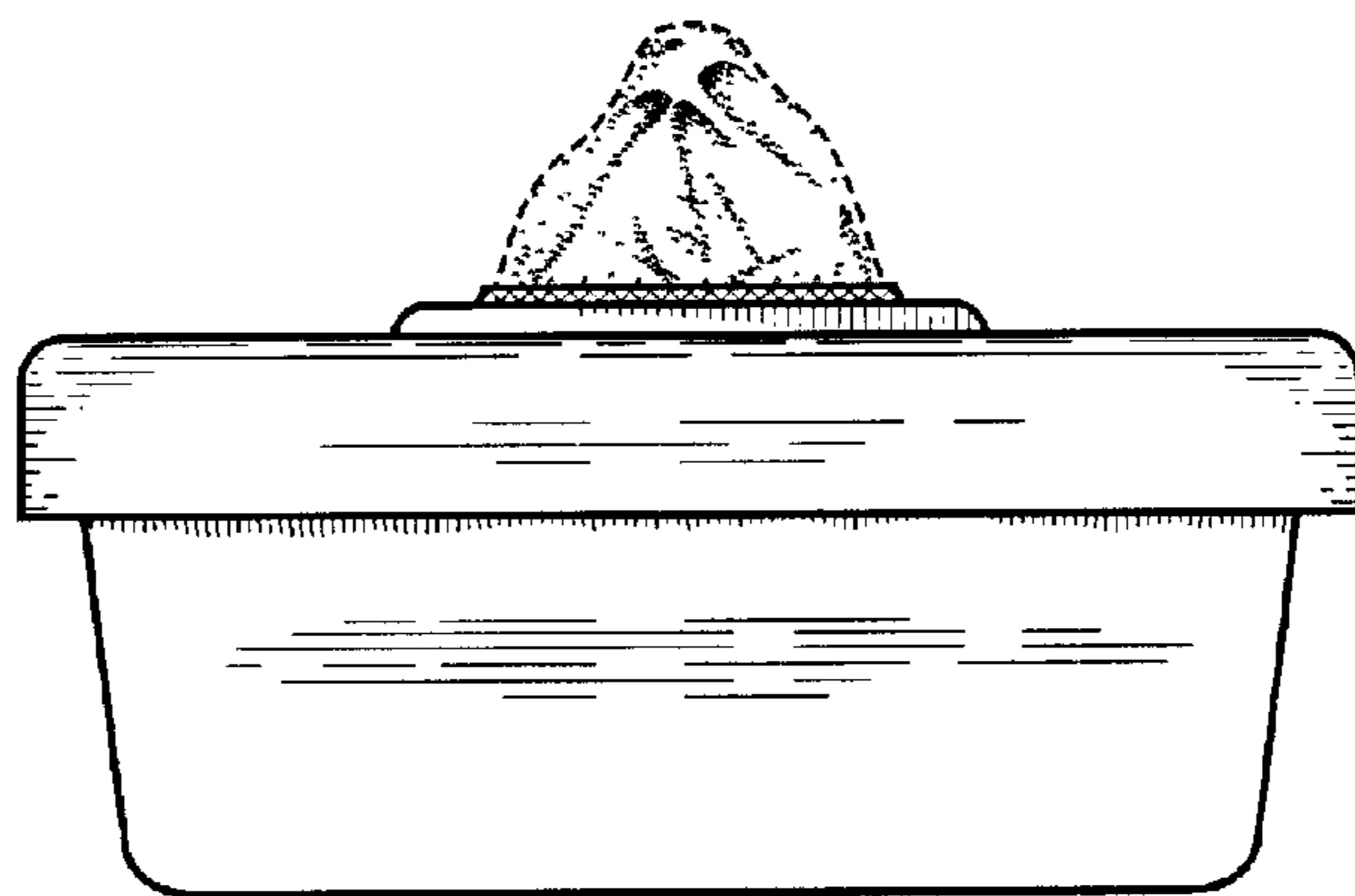


FIG. 3

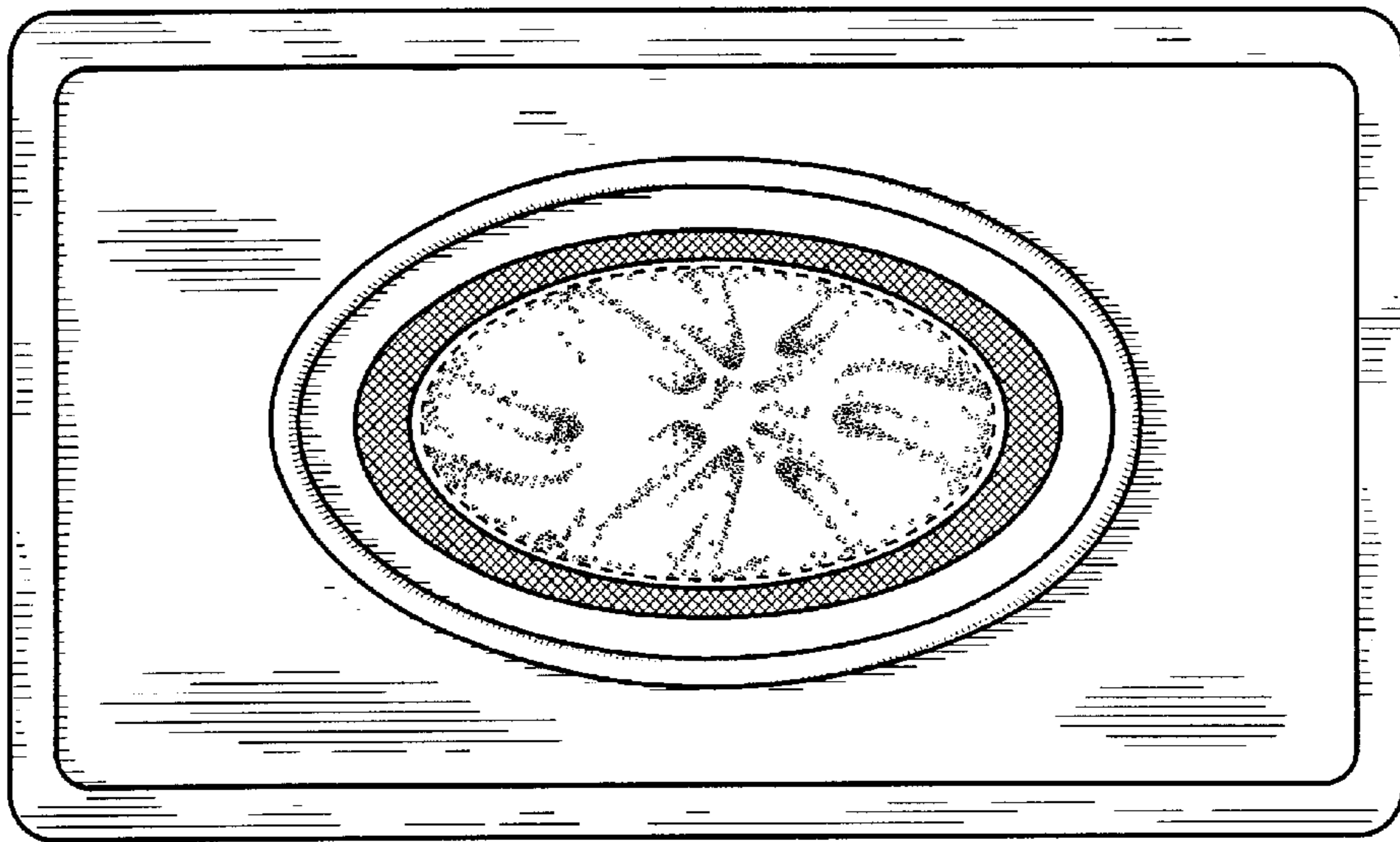


FIG. 4




FIG. 5




FIG. 6