



US00D460297S

(12) **United States Design Patent**  
**Vaaler**

(10) **Patent No.:** **US D460,297 S**

(45) **Date of Patent:** **\*\* Jul. 16, 2002**

(54) **TABLE**

D408,659 S \* 4/1999 Mohundro ..... D6/486

(75) **Inventor:** **Lawrence I. Vaaler**, Lenoir, NC (US)

**OTHER PUBLICATIONS**

(73) **Assignee:** **Bernhardt, L.L.C.**, Lenoir, NC (US)

Antiques Magazine, May 1982, p. 198, table at bottom.\*

(\*\*) **Term:** **14 Years**

\* cited by examiner

(21) **Appl. No.:** **29/139,645**

*Primary Examiner*—Janice E. Seeger

(22) **Filed:** **Apr. 4, 2001**

(74) *Attorney, Agent, or Firm*—MacCord Mason PLLC

(51) **LOC (7) Cl.** ..... **06-03**

(52) **U.S. Cl.** ..... **D6/486**

(58) **Field of Search** ..... D6/480–489, 495–499,  
D6/451, 511; 108/150, 151, 153.1, 155,  
156, 157.1, 161; 248/188, 188.1

(57) **CLAIM**

The ornamental design for a table, as shown and described.

(56) **References Cited**

**DESCRIPTION**

**U.S. PATENT DOCUMENTS**

- D241,387 S \* 9/1976 Perl et al. .... D6/486
- D265,878 S \* 8/1982 Wistehuff ..... D6/488
- D356,912 S \* 4/1995 Tatum et al. .... D6/486

FIG. 1 is a front perspective view of a table showing my new design;

FIG. 2 is a side perspective view, the opposite side being a mirror image thereof;

FIG. 3 is a side perspective view, the opposite side being a mirror image thereof; and,

FIG. 4 is a top perspective view thereof.

**1 Claim, 4 Drawing Sheets**






FIG. 1




FIG. 2




FIG. 3




FIG. 4