



US00D460293S

(12) **United States Design Patent**  
**Vaaler**

(10) **Patent No.:** **US D460,293 S**

(45) **Date of Patent:** **\*\* Jul. 16, 2002**

(54) **BUFFET**

(75) Inventor: **Lawrence I. Vaaler**, Lenoir, NC (US)

(73) Assignee: **Bernhardt, L.L.C.**, Lenoir, NC (US)

(\*\*) Term: **14 Years**

(21) Appl. No.: **29/149,698**

(22) Filed: **Oct. 15, 2001**

(51) **LOC (7) Cl.** ..... **06-04**

(52) **U.S. Cl.** ..... **D6/441; D6/446**

(58) **Field of Search** ..... **D6/432-448; 312/204,**  
**312/224, 237, 278, 279**

(56) **References Cited**

**U.S. PATENT DOCUMENTS**

D90,113 S	*	6/1933	Ginsberg	.....	D6/441
D425,329 S	*	5/2000	O'Hare	.....	D6/445
D447,887 S	*	9/2001	OaHare et al.	.....	D6/446

**OTHER PUBLICATIONS**

Furniture Today, Furniture Guild Credenza, Oct. 19, 1998, p. 173.\*

Photocopy of a buffet; author unknown, undated.

Photocopy of a bed and chest; author unknown, undated.

\* cited by examiner

*Primary Examiner*—Cathron C. Brooks

(74) *Attorney, Agent, or Firm*—MacCord Mason PLLC

(57) **CLAIM**

The ornamental design for a buffet, as shown and described.

**DESCRIPTION**


FIG. 1 is a left front perspective view of a buffet showing my new design;

FIG. 2 is a front view thereof;

FIG. 3 is a side view, the opposite side being a mirror image thereof; and,

FIG. 4 is a top thereof.

**1 Claim, 4 Drawing Sheets**






FIG. 1




FIG. 2

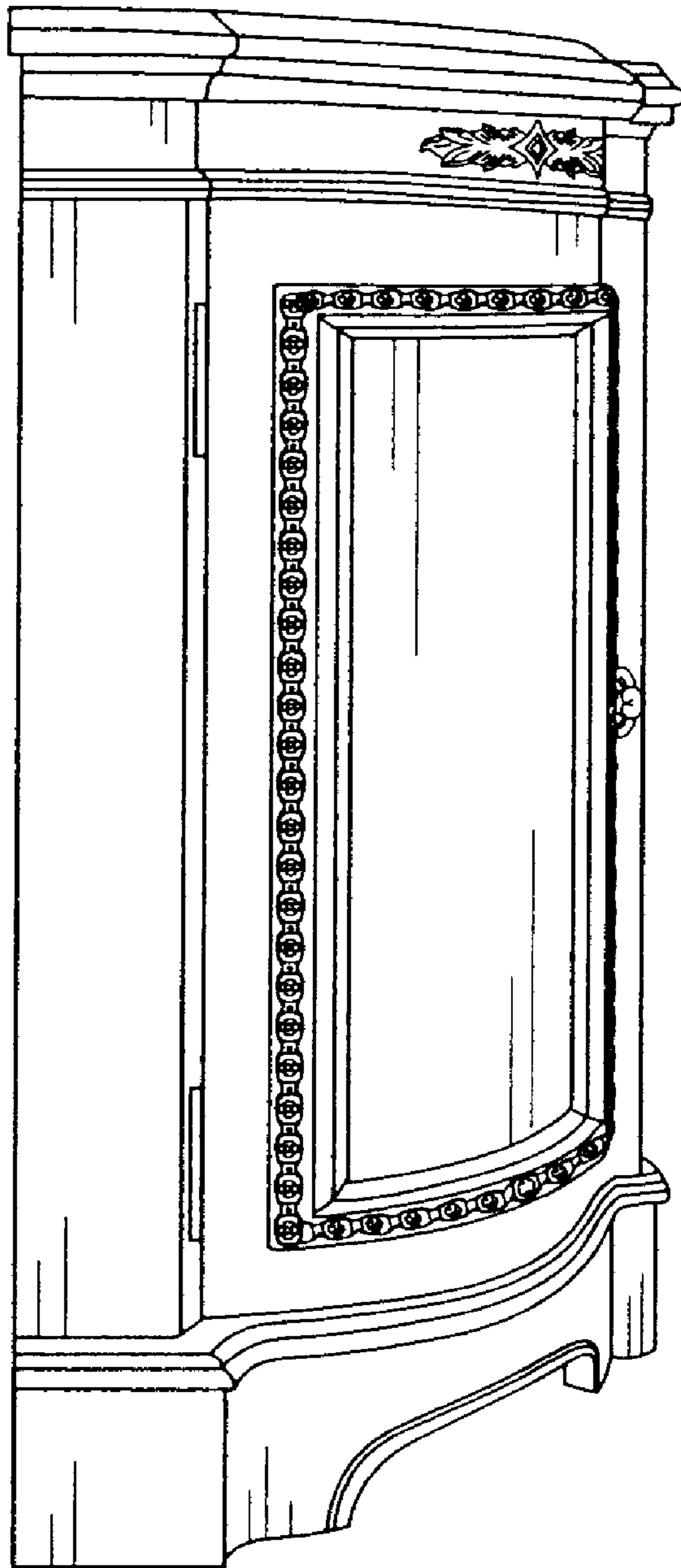


FIG. 3

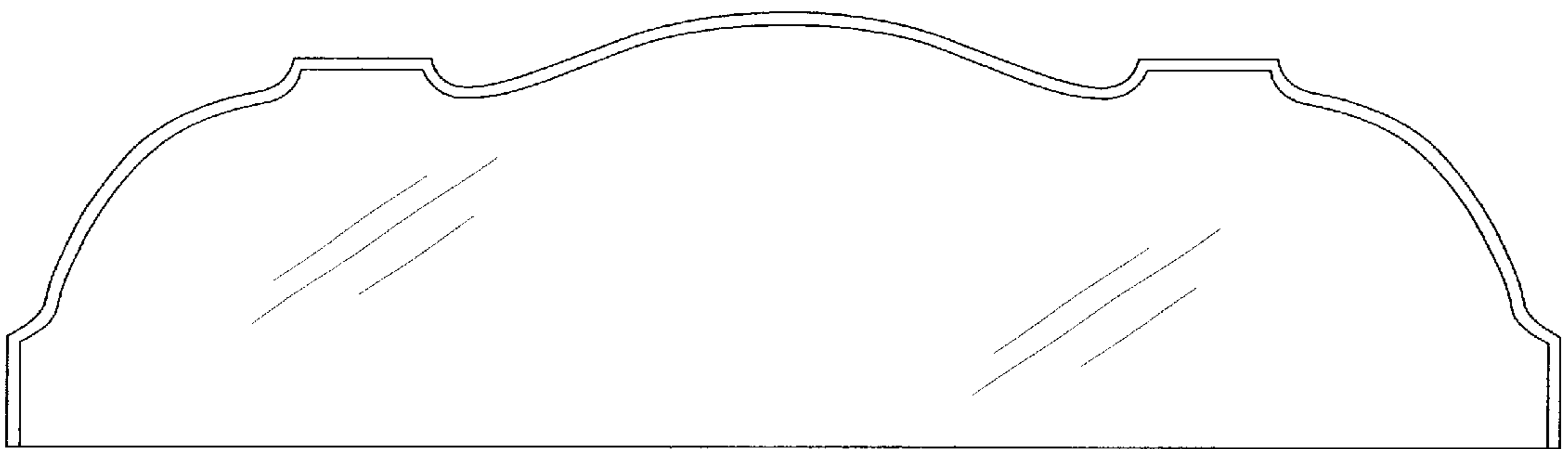


FIG. 4