



US00D460290S

(12) **United States Design Patent**
Walker

(10) **Patent No.:** **US D460,290 S**

(45) **Date of Patent:** **** Jul. 16, 2002**

(54) **SPACESAVER CABINET**

(75) **Inventor:** **David L. Walker**, Chester, PA (US)

(73) **Assignee:** **Zenith Products Corp.**, New Castle, DE (US)

(**) **Term:** **14 Years**

(21) **Appl. No.:** **29/138,894**

(22) **Filed:** **Mar. 21, 2001**

(51) **LOC (7) Cl.** **06-04**

(52) **U.S. Cl.** **D6/436**

(58) **Field of Search** D6/396, 432-448, D6/510, 553, 559, 561, 569; 312/194, 196, 204, 213, 278, 279, 330.1, 348.3, 348.4

(56) **References Cited**

U.S. PATENT DOCUMENTS

- D409,412 S * 5/1999 Zaidman D6/437
- D428,739 S * 8/2000 Winter et al. D6/479
- D433,582 S * 11/2000 Winter et al. D6/436

- D439,074 S * 3/2001 Chen D6/436
- D439,766 S * 4/2001 Winter D6/446
- D440,072 S * 4/2001 Harwanko D6/436

* cited by examiner

Primary Examiner—Cathron C. Brooks

(74) *Attorney, Agent, or Firm*—Edgar A. Zarins; Lloyd D. Doigan

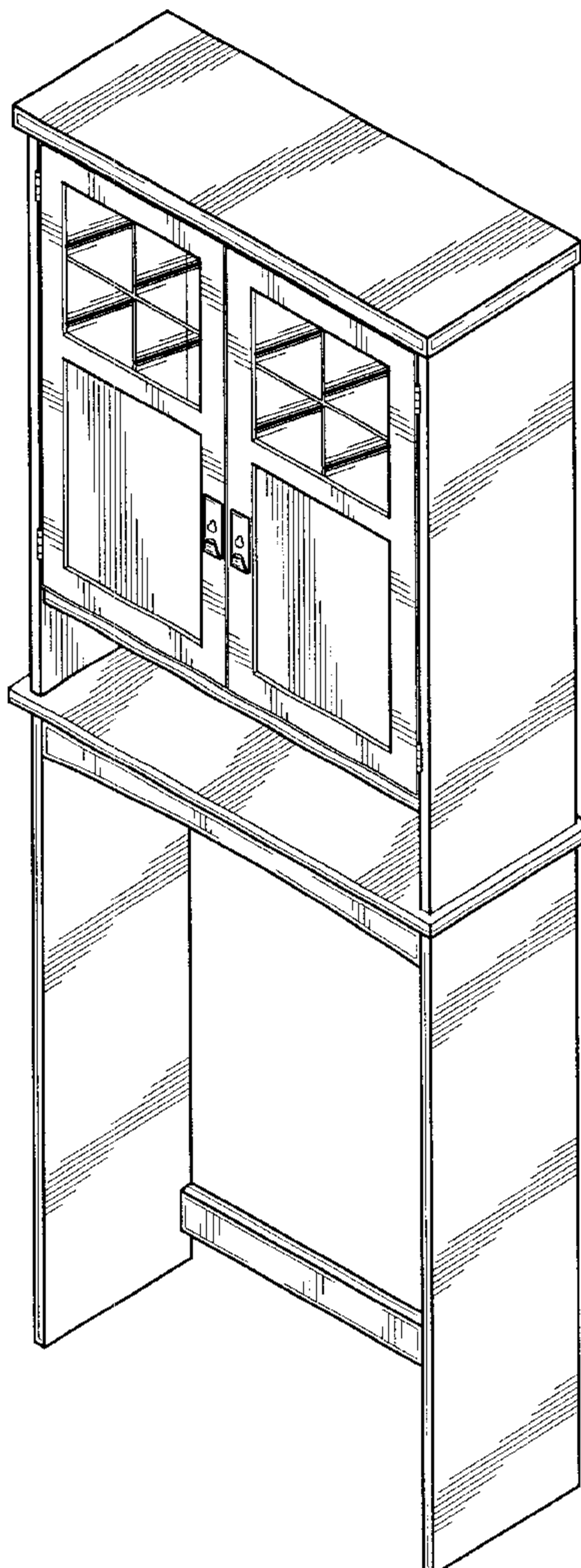
(57) **CLAIM**

The ornamental design for a spacesaver cabinet, as shown and described.

DESCRIPTION

FIG. 1 is a perspective view of a spacesaver cabinet showing my new design;
 FIG. 2 is a top plan view thereof;
 FIG. 3 is a front elevational view thereof;
 FIG. 4 is a left side view thereof;
 FIG. 5 is a rear elevational view thereof; and,
 FIG. 6 is a right side view thereof.

1 Claim, 3 Drawing Sheets



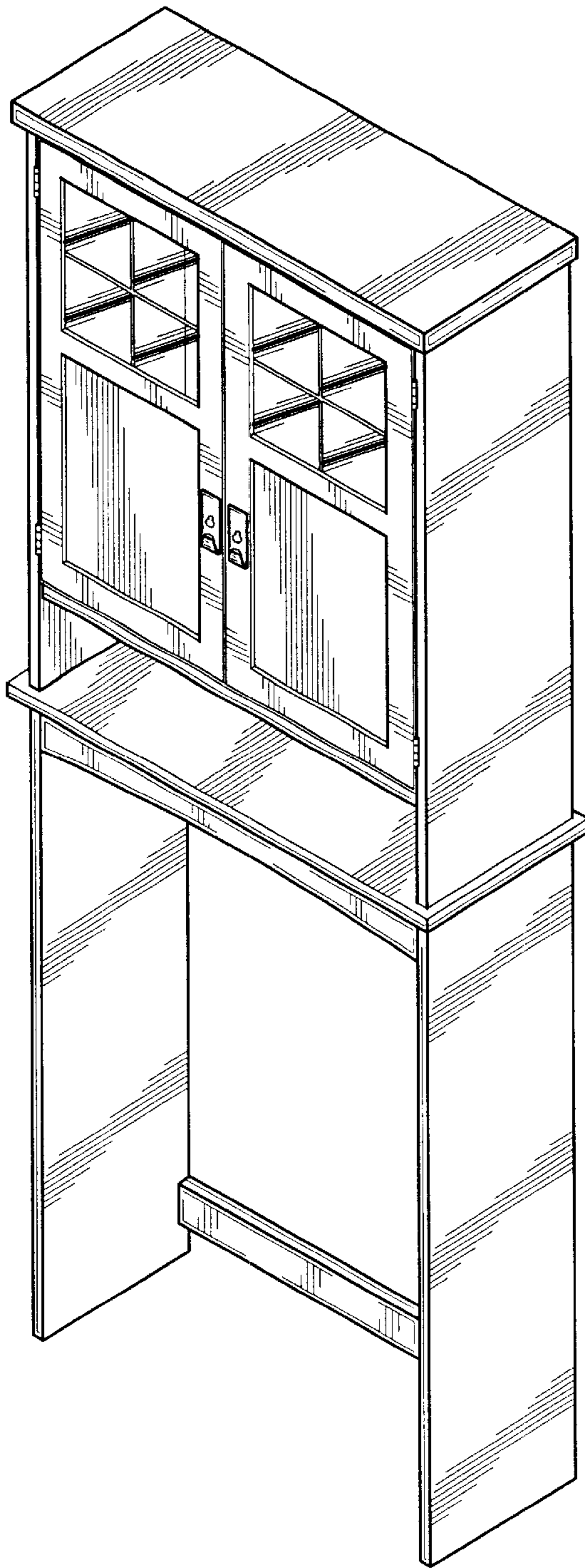
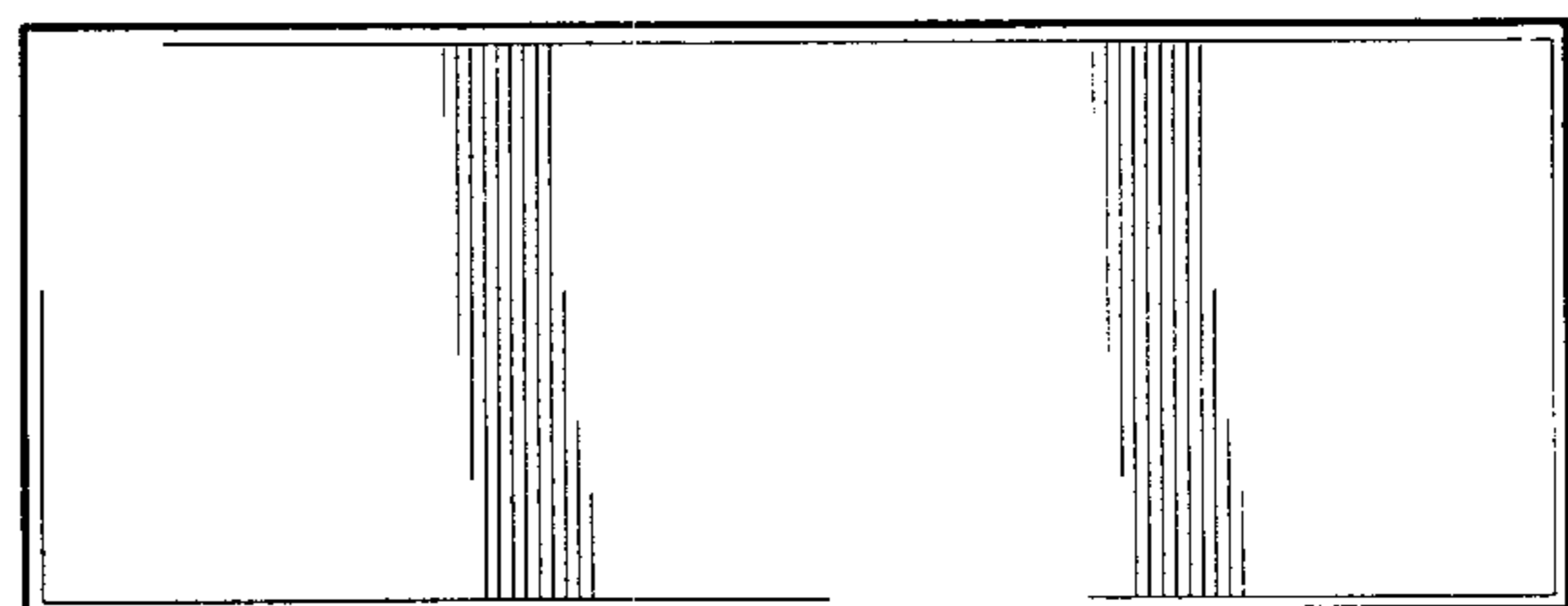


Figure - 1

Figure - 2






Figure - 3

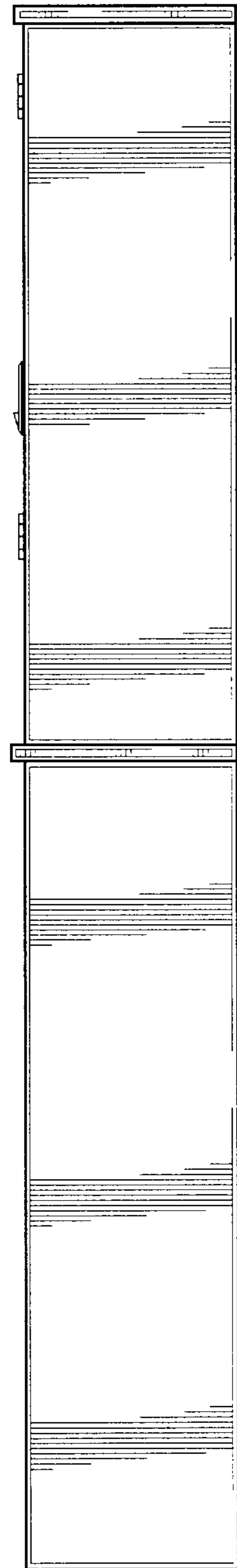


Figure - 4




Figure - 5




Figure - 6