



US00D460286S

(12) **United States Design Patent**
Liu

(10) **Patent No.:** **US D460,286 S**

(45) **Date of Patent:** **** Jul. 16, 2002**

(54) **HAMMOCK FRAME**

D286,709 S * 11/1986 Schultz D6/361

(76) **Inventor:** **Lausan Chung-Hsin Liu**, No. 243,
Chien-Kuo Rd., Hsin-Tien City, Taipei
Hsien (TW)

* cited by examiner

Primary Examiner—Janice E. Seeger
(74) *Attorney, Agent, or Firm*—Bacon & Thomas, PLLC

(**) **Term:** **14 Years**

(57) **CLAIM**

(21) **Appl. No.:** **29/144,876**

The ornamental design for a “hammock frame”, as shown and described.

(22) **Filed:** **Jul. 13, 2001**

DESCRIPTION

(51) **LOC (7) Cl.** **06-06**

(52) **U.S. Cl.** **D6/387; D6/499**

(58) **Field of Search** D6/382, 386, 387,
D6/495, 503, 361, 499; 5/279.1, 280, 281,
907, 120, 122, 124, 127, 130

FIG. 1 is a perspective view of a hammock frame showing my new design thereof;

FIG. 2 is a right side elevational view;

FIG. 3 is a top plan view thereof;

FIG. 4 is a front side elevational view;

FIG. 5 is a bottom plan view thereof;

FIG. 6 is a left side elevational view; and,

FIG. 7 is a perspective view, the broken lines are for environmental purposes only and form no part of the claimed design.

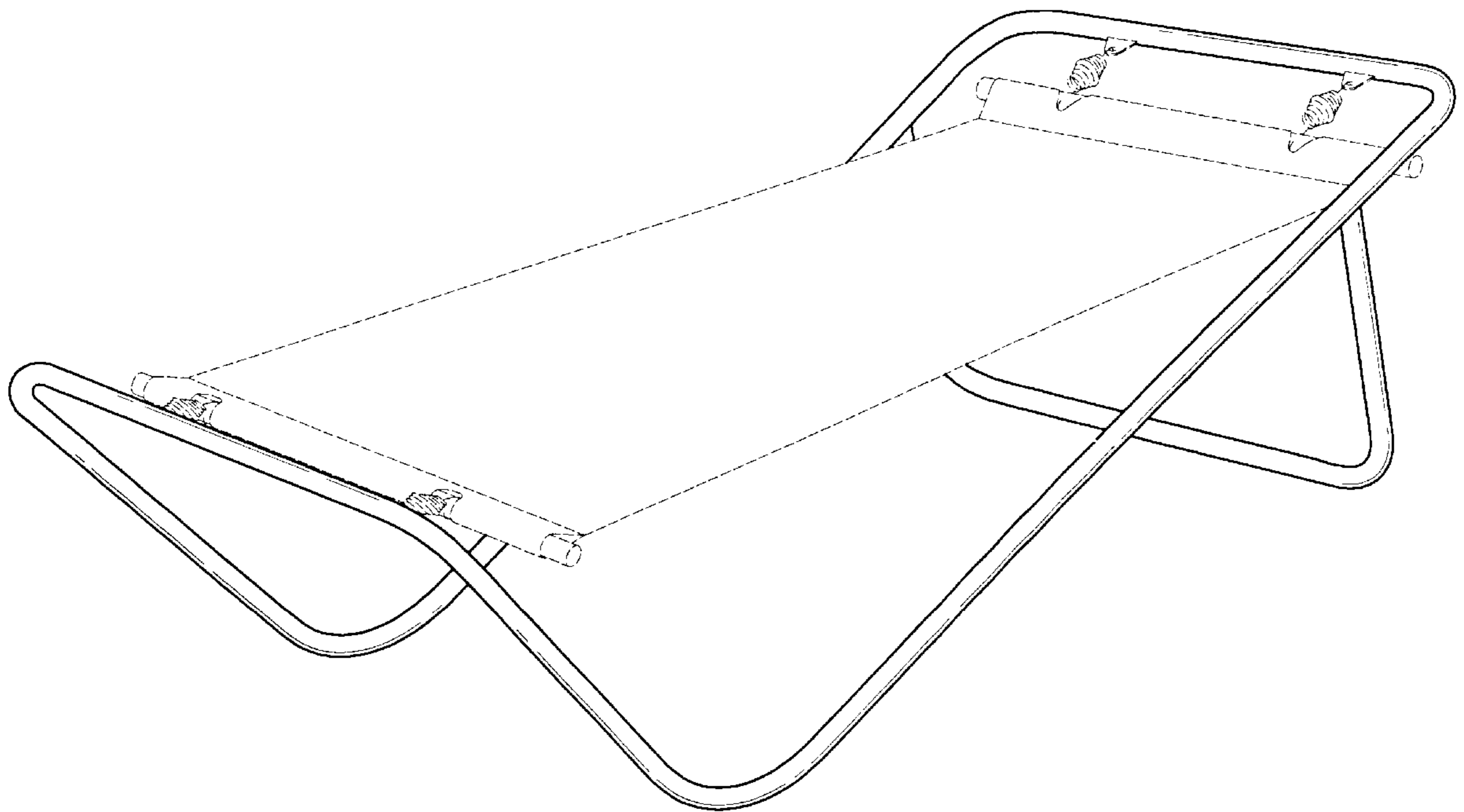
(56) **References Cited**

U.S. PATENT DOCUMENTS

D174,496 S * 4/1955 Freedman et al. D6/361

D229,598 S * 12/1973 Westrich D6/386

1 Claim, 6 Drawing Sheets



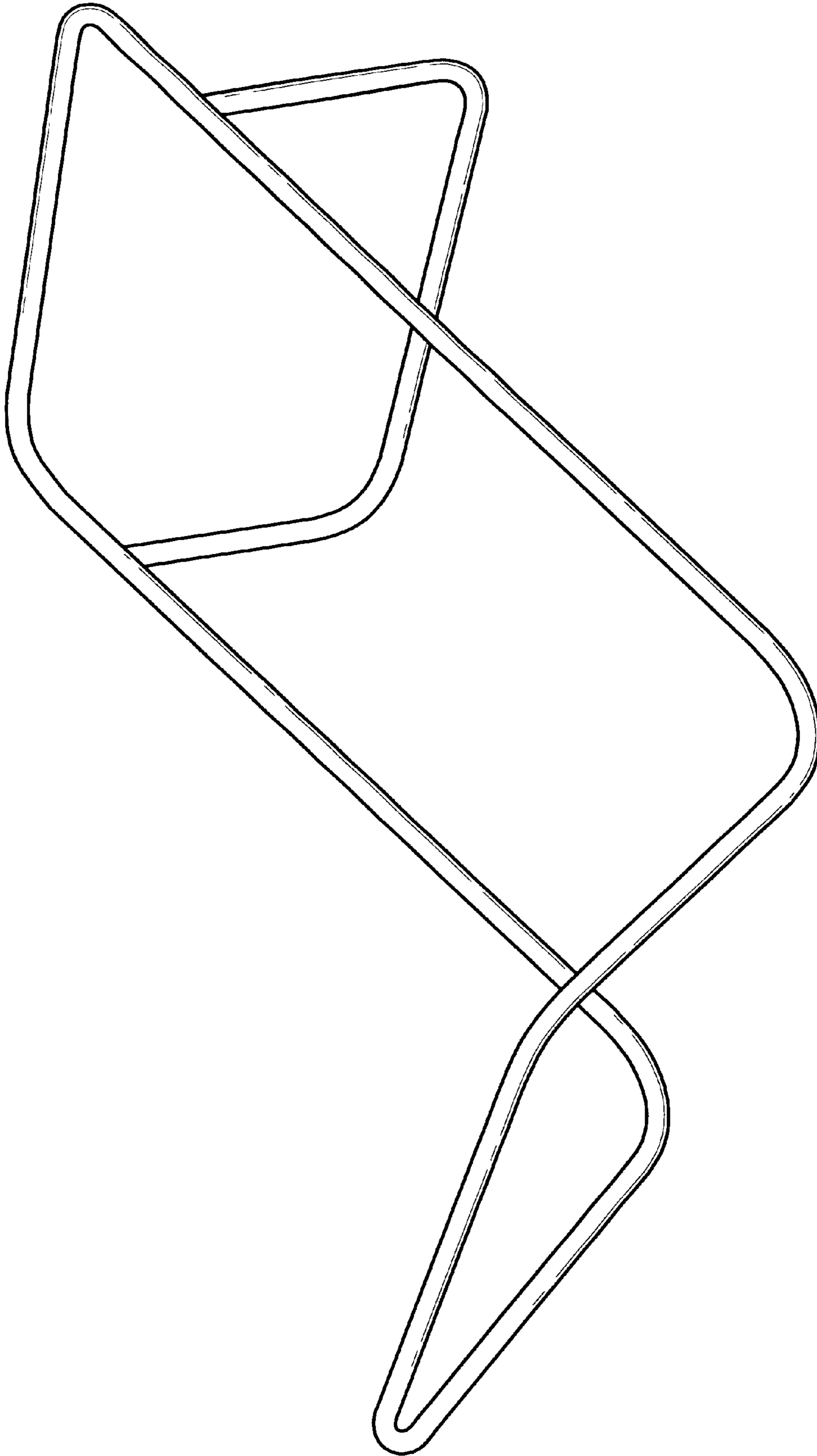


Fig. 1




Fig. 2




Fig. 6




Fig. 3

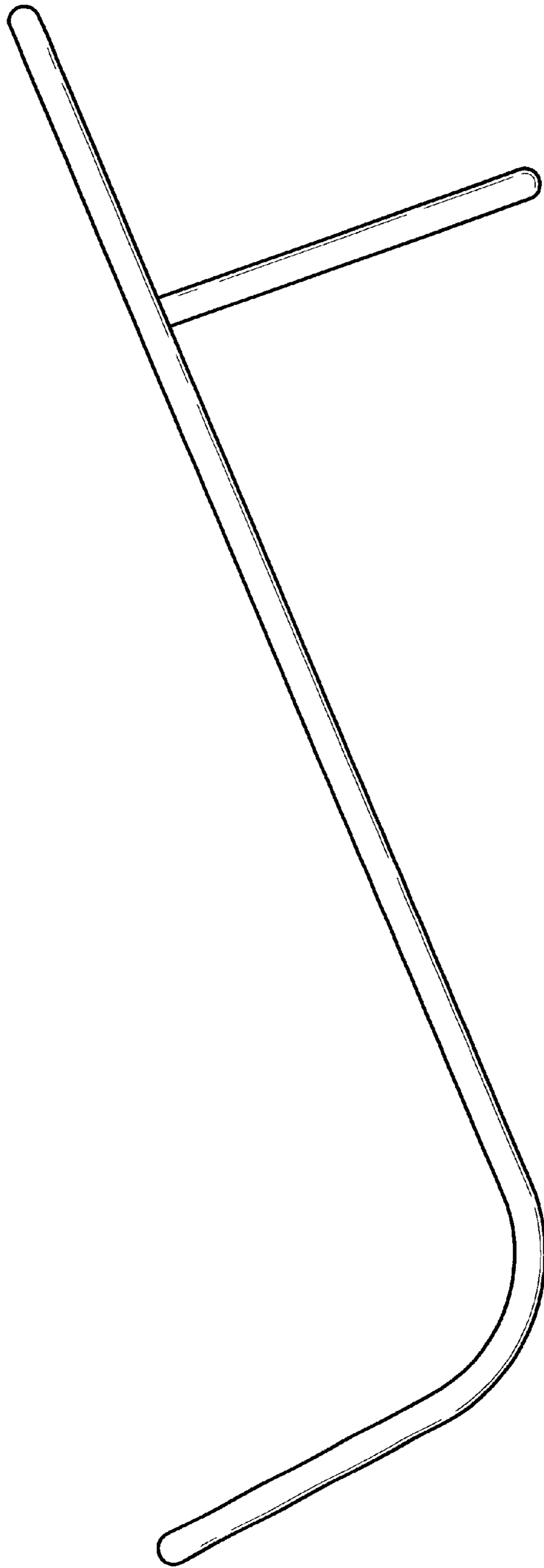


Fig. 4




Fig. 5

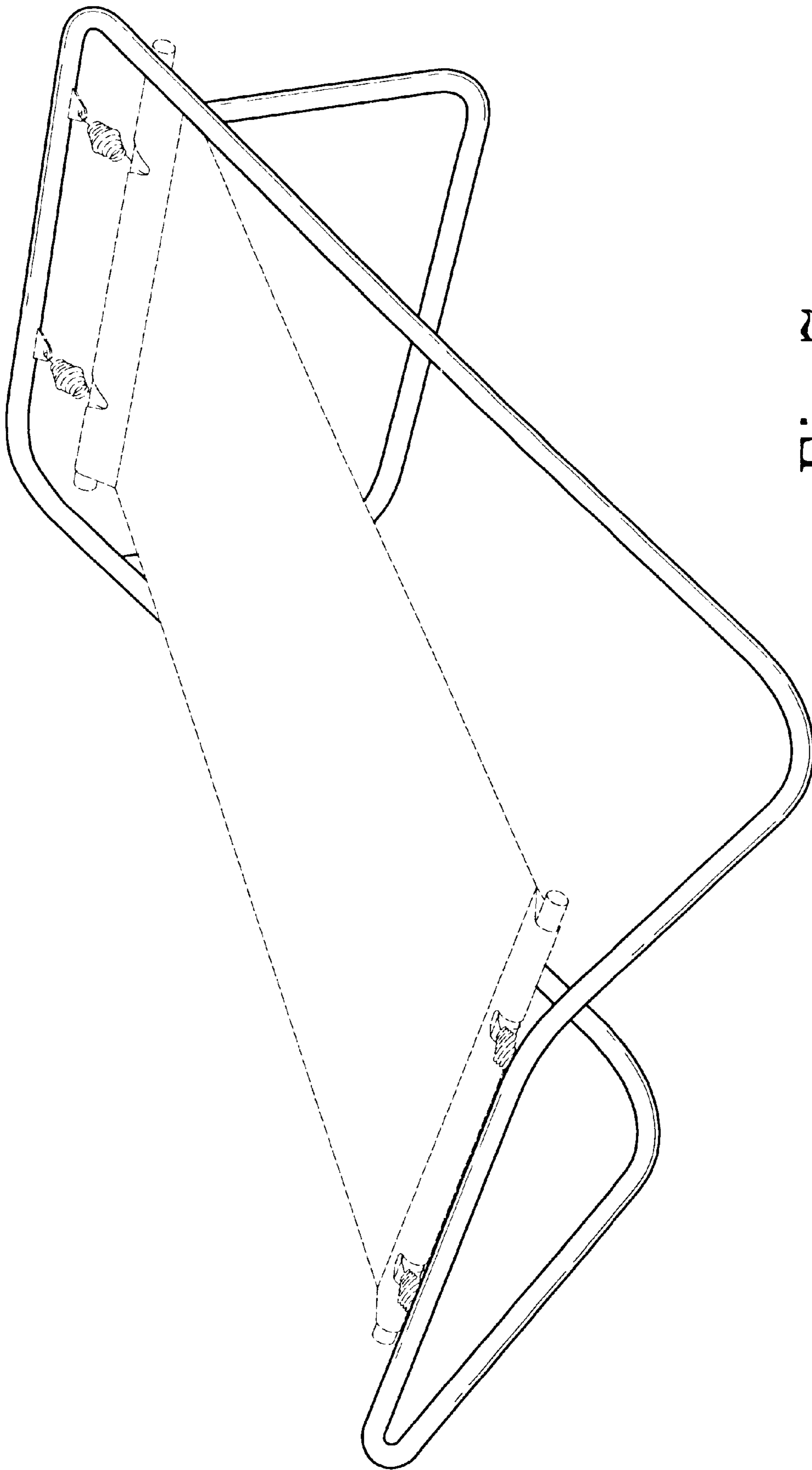


Fig. 7