



US00D460285S

(12) **United States Design Patent**
Natuzzi et al.

(10) **Patent No.: US D460,285 S**

(45) **Date of Patent: ** Jul. 16, 2002**

(54) **SOFA**

D366,371 S * 1/1996 Natuzzi et al. D6/381
D385,713 S * 11/1997 Natuzzi et al. D6/381

(75) Inventors: **Pasquale Natuzzi**, Santeramo in Colle;
Mario Bellini, Milan, both of (IT)

OTHER PUBLICATIONS

Schweiger, Sofa # 05312-1166 at background right.*

(73) Assignee: **Industrie Natuzzi S.P.A.**, Santeramo in
Colle (IT)

* cited by examiner

(**) Term: **14 Years**

Primary Examiner—Gary D. Watson

(21) Appl. No.: **29/148,230**

(74) *Attorney, Agent, or Firm*—Harrison & Egbert

(22) Filed: **Sep. 17, 2001**

(57) **CLAIM**

The ornamental design for a sofa, as shown and described.

(51) **LOC (7) Cl.** **06-01**

DESCRIPTION

(52) **U.S. Cl.** **D6/381**

(58) **Field of Search** D6/334, 335, 364,
D6/371, 381, 500, 501, 502; 5/12.1; 297/232

FIG. 1 is a front perspective view of a seat showing our new
design in the form of a sofa;

FIG. 2 is a front elevational view thereof;

FIG. 3 is a top view thereof;

FIG. 4 is a left side view thereof, the right side view being
a mirror image; and,

FIG. 5 is a rear perspective view thereof.

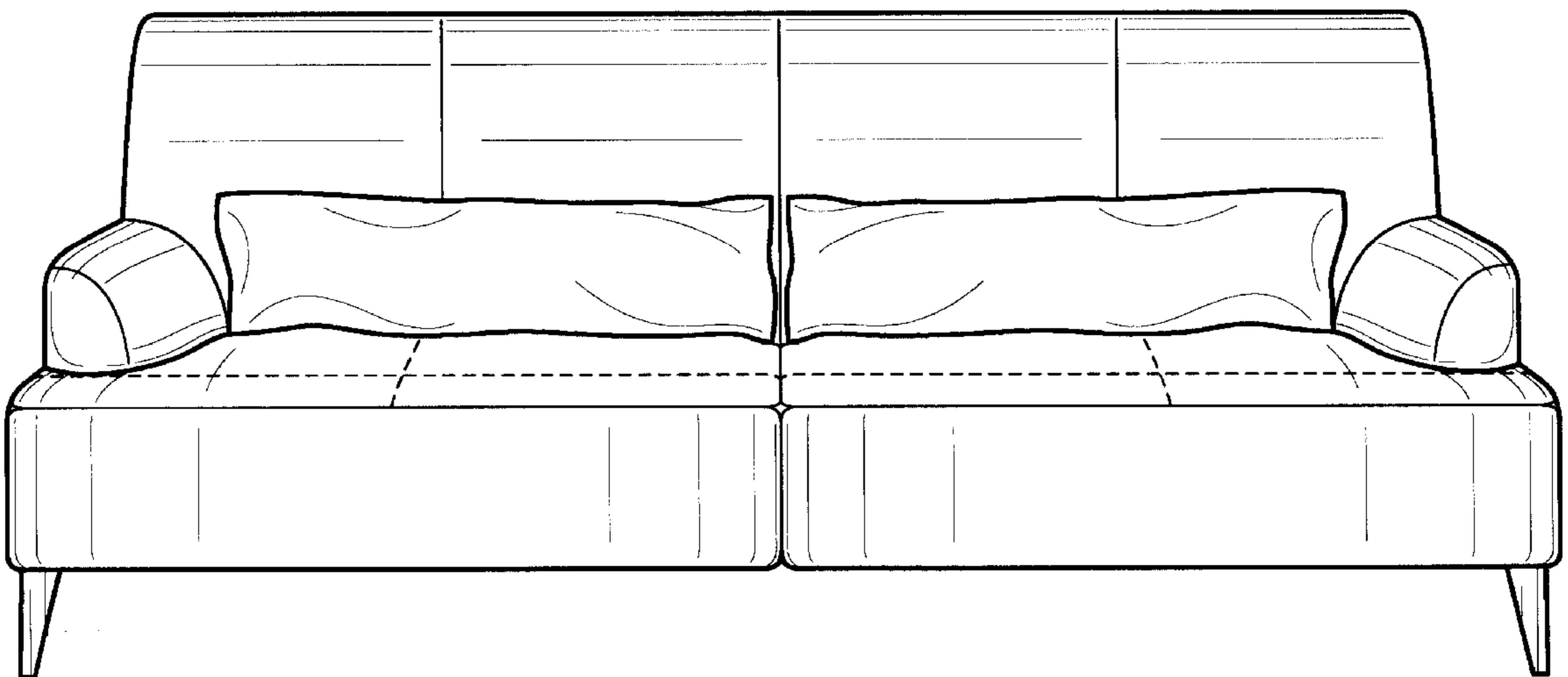
The broken lines shown on the seat cushion are understood
to represent stitching.

(56) **References Cited**

U.S. PATENT DOCUMENTS

D167,124 S * 6/1952 Tuttle D6/381
D263,658 S * 4/1982 Saporiti D6/334
D268,717 S * 4/1983 Lüthy D6/381
D291,167 S * 8/1987 Forbicini D6/381
D355,082 S * 2/1995 Natuzzi et al. D6/381

1 Claim, 3 Drawing Sheets



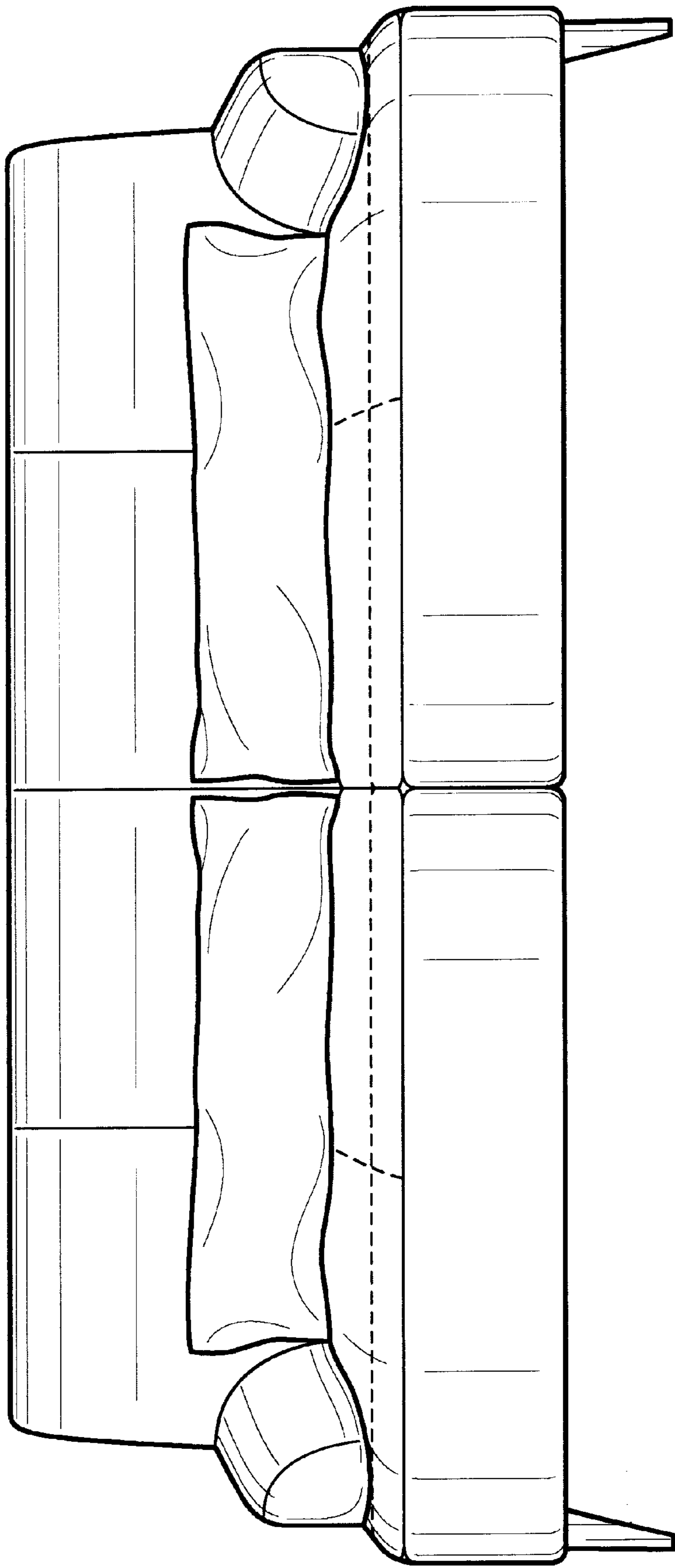


FIG. 1

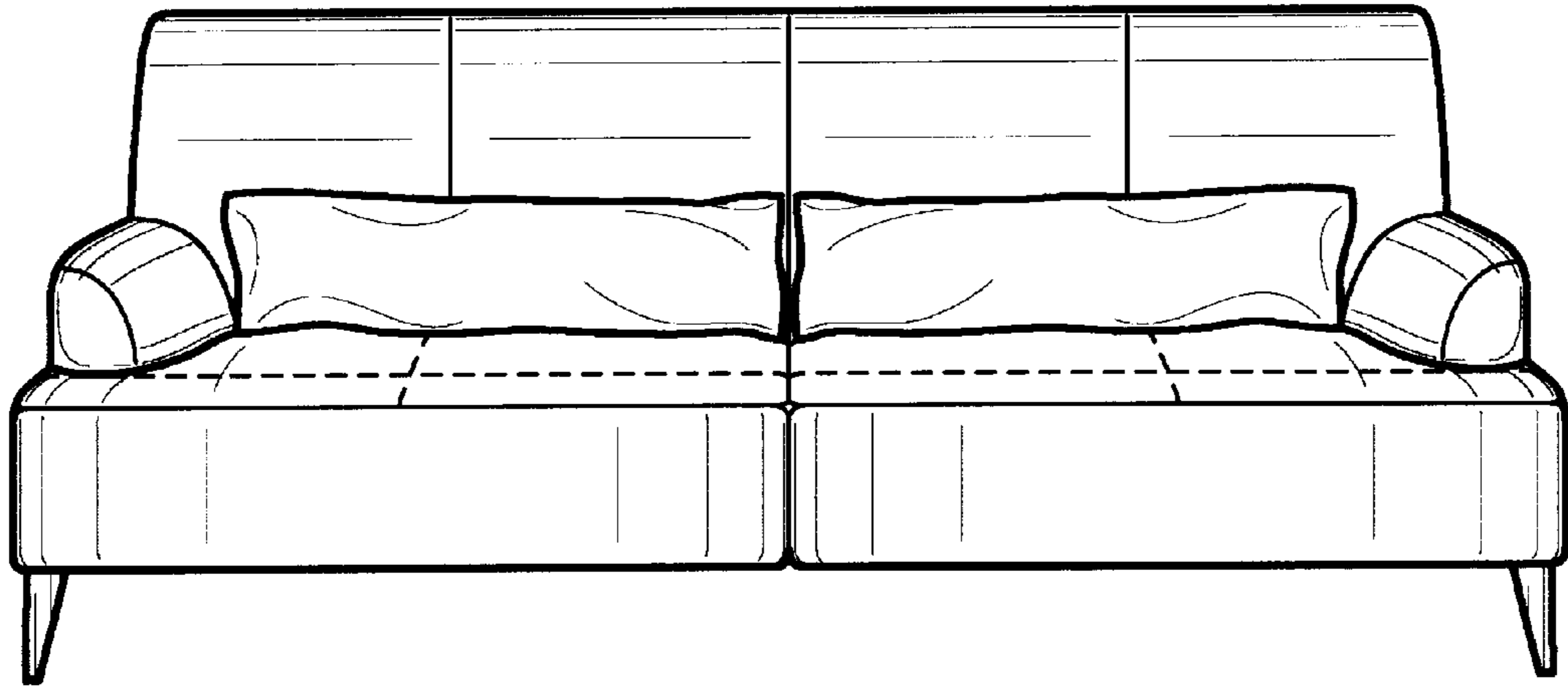


FIG. 2

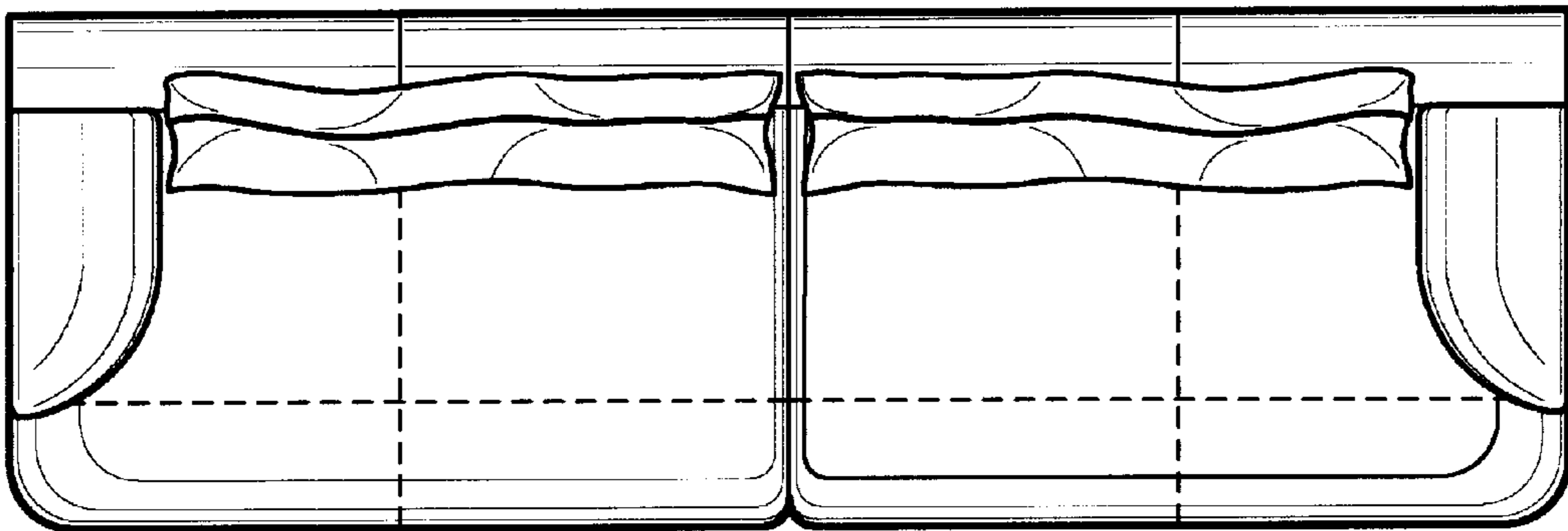


FIG. 3




FIG. 4

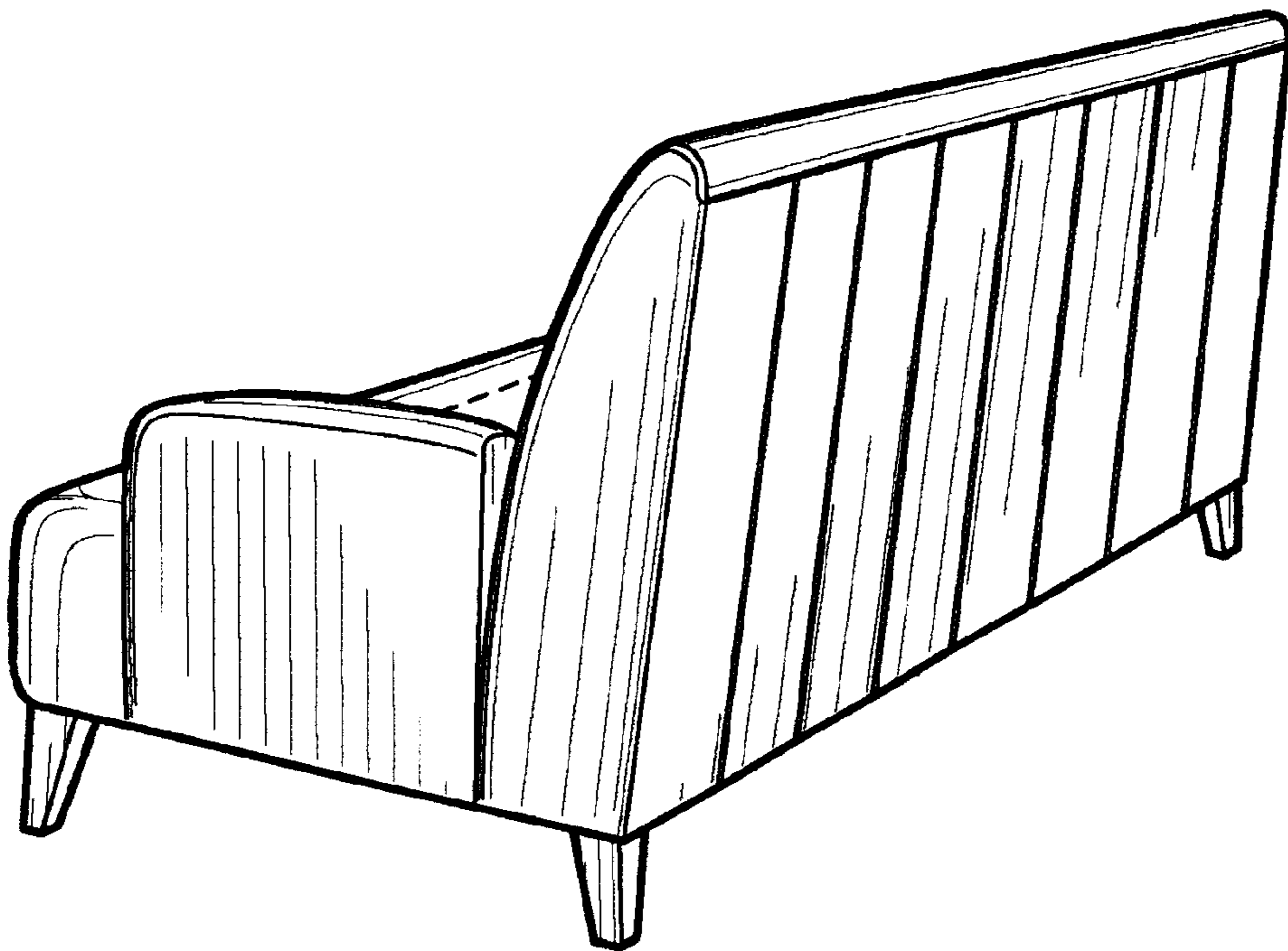


FIG. 5