



US00D460280S

(12) **United States Design Patent**  
**Fox**

(10) **Patent No.:** **US D460,280 S**  
(45) **Date of Patent:** **\*\* Jul. 16, 2002**

(54) **COLLAPSIBLE SWIVEL CHAIR WITH ARMS**

(76) **Inventor:** **Jeffrey A. Fox**, 660 Harvard Ave., #36, Santa Clara, CA (US) 95051

(\*\*) **Term:** **14 Years**

(21) **Appl. No.:** **29/137,107**

(22) **Filed:** **Mar. 23, 2001**

(51) **LOC (7) Cl.** ..... **06-01**

(52) **U.S. Cl.** ..... **D6/365; D6/368**

(58) **Field of Search** ..... D6/334, 335, 336, D6/367, 368, 374, 375, 500-502; 297/16.1, 16.2, 45, 46, 55, 56, 57, 440.11, 411.43, 411.44, 452.13, 344.21, 344.26

(56) **References Cited**

**U.S. PATENT DOCUMENTS**

D289,235 S	*	4/1987	Heyl	.....	D6/365
D291,846 S	*	9/1987	Conn	.....	D6/344
D300,090 S	*	3/1989	Frinier	.....	D6/344
5,893,605 A	*	4/1999	Chang	.....	297/16.2
5,975,626 A		11/1999	Aycock	.....	297/16.1
5,984,406 A	*	11/1999	Lee	.....	297/16.2
D430,976 S	*	9/2000	Tow	.....	D6/374
D432,325 S	*	10/2000	Zheng et al.	.....	D6/368
D432,823 S		10/2000	Zheng	.....	D6/500
D433,244 S		11/2000	Zheng	.....	D6/367
6,149,238 A	*	11/2000	Tsai	.....	297/411.43

6,170,907 B1	*	1/2001	Tsai	.....	297/16.1
6,209,951 B1	*	4/2001	Han	.....	297/45
6,231,119 B1		5/2001	Zheng	.....	297/16.2
6,237,993 B1		5/2001	Zheng	.....	297/16.2
6,241,311 B1		6/2001	Zheng	.....	297/45
6,247,748 B1		6/2001	Zheng	.....	297/16.2
6,264,271 B1	*	7/2001	Munn et al.	.....	297/45
D448,940 S	*	10/2001	Chi	.....	D6/365

\* cited by examiner

*Primary Examiner*—Doris V. Coles

*Assistant Examiner*—Mimosa De

(74) *Attorney, Agent, or Firm*—Larry B. Guernsey; Intellectual Property Law Offices

(57) **CLAIM**

The ornamental design for a collapsible swivel chair with arms, as shown.

**DESCRIPTION**

FIG. 1 is a front left perspective view of a collapsible swivel chair showing my new design; FIG. 2 is a front elevational view thereof; FIG. 3 is a right elevational view thereof; FIG. 4 is left elevational view thereof; FIG. 5 is a top plan view thereof; FIG. 6 is a rear view thereof; FIG. 7 is a bottom view thereof; and, FIG. 8 is a bottom right perspective view thereof.

**1 Claim, 8 Drawing Sheets**





FIGURE 1



FIGURE 2




FIGURE 3




FIGURE 4




FIGURE 5




FIGURE 6




FIGURE 7





FIGURE 8