



US00D460278S

(12) **United States Design Patent**  
**Harshman**

(10) **Patent No.:** **US D460,278 S**

(45) **Date of Patent:** **\*\* Jul. 16, 2002**

(54) **CHILDS PLAY CHAIR**

(76) Inventor: **Terri L. Harshman**, 419 W. Lincoln,  
Apt. E3, Kokomo, IN (US) 46902

(\*\*) Term: **14 Years**

(21) Appl. No.: **29/140,582**

(22) Filed: **Apr. 20, 2001**

(51) **LOC (7) Cl.** ..... **06-01**

(52) **U.S. Cl.** ..... **D6/333; D6/338; D6/339;**  
**D6/359**

(58) **Field of Search** ..... **D6/333, 335, 336,**  
**D6/338, 339, 359, 500-502; 297/148, 149,**  
**150, 153**

(56) **References Cited**

**U.S. PATENT DOCUMENTS**

1,508,697	A	*	9/1924	Junker	.....	297/181
4,586,747	A	*	5/1986	Taylor	.....	297/181
4,909,573	A	*	3/1990	Barry et al.	.....	297/181
D356,449	S	*	3/1995	Frye	.....	D6/359

5,507,551	A	*	4/1996	Barry	.....	297/181
5,941,599	A	*	8/1999	Roberts	.....	297/181
6,126,240	A	*	10/2000	Tse	.....	297/181

\* cited by examiner

*Primary Examiner*—Doris V. Coles

*Assistant Examiner*—Mimosa De

(74) *Attorney, Agent, or Firm*—Gene Scott-Patent Law & Venture Group

(57) **CLAIM**

The ornamental design for a childs play chair, as shown and described.

**DESCRIPTION**

FIG. 1 is a front elevational view of a childs play chair, showing my new design;

FIG. 2 is a rear elevation view thereof;

FIG. 3 is a left side elevation view thereof;

FIG. 4 is a right side elevation view thereof;

FIG. 5 is a top plan view thereof; and,

FIG. 6 is bottom plan view thereof.

**1 Claim, 5 Drawing Sheets**




Fig. 1




Fig. 2




Fig. 3

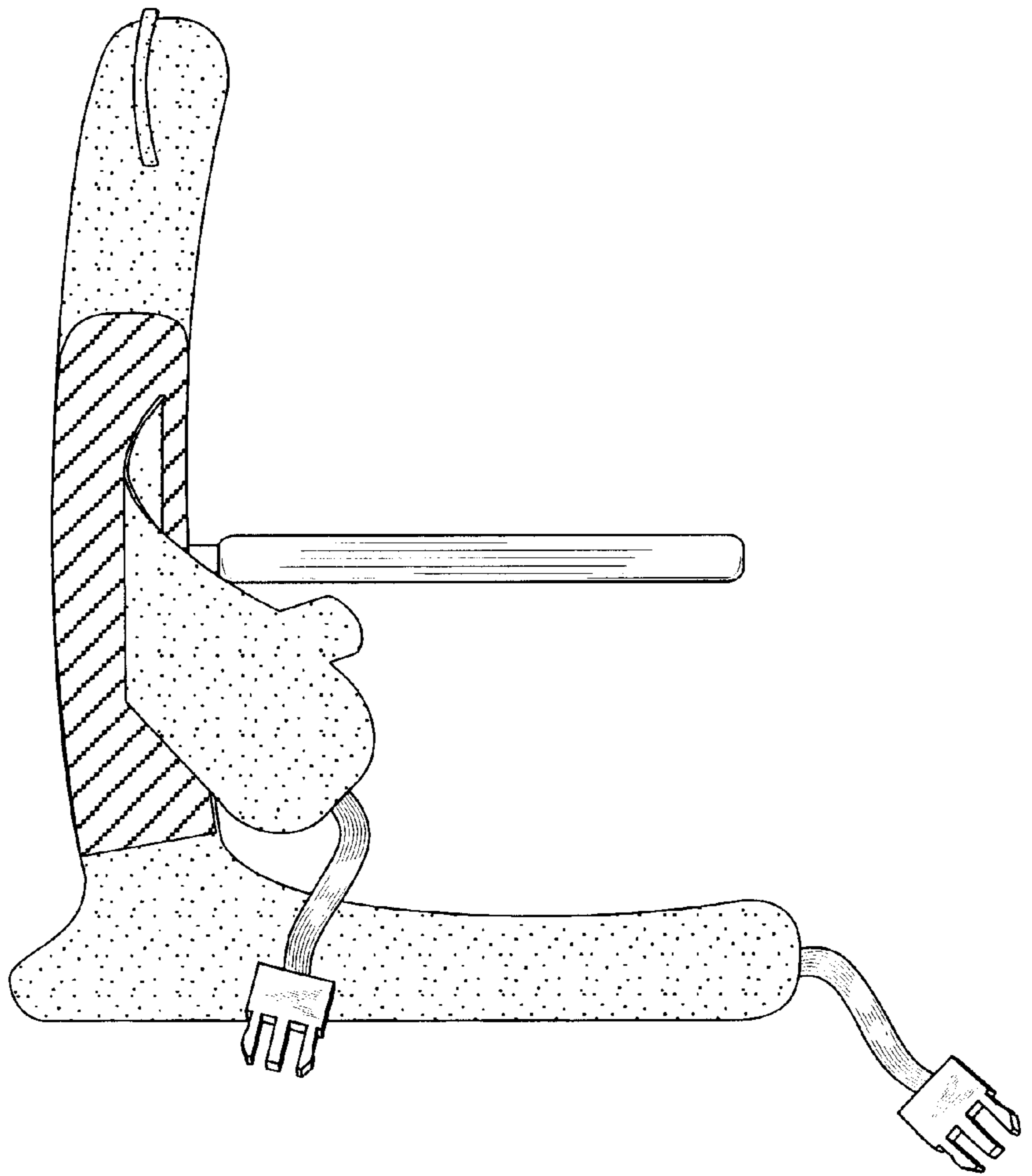


Fig. 4

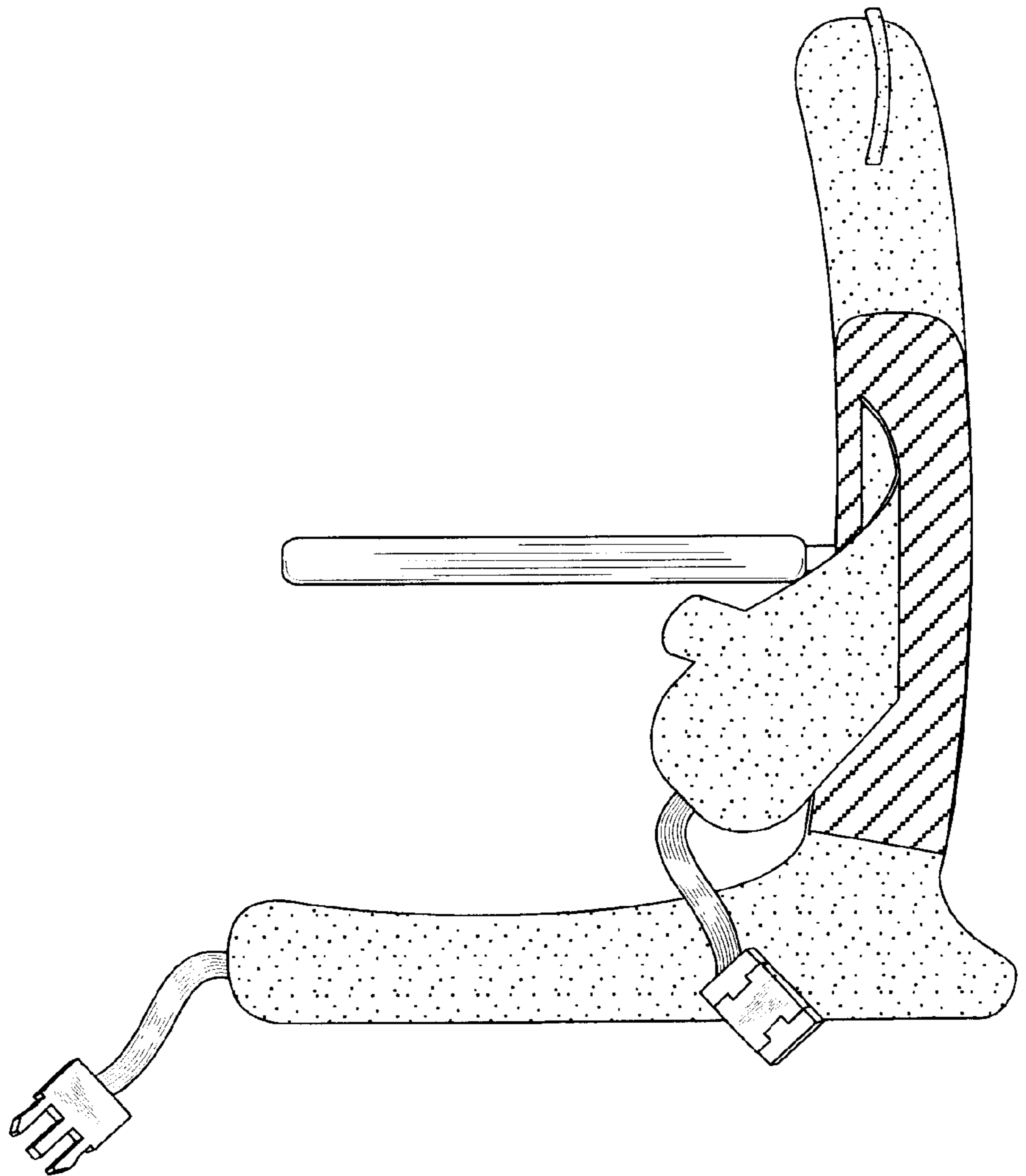


Fig. 5

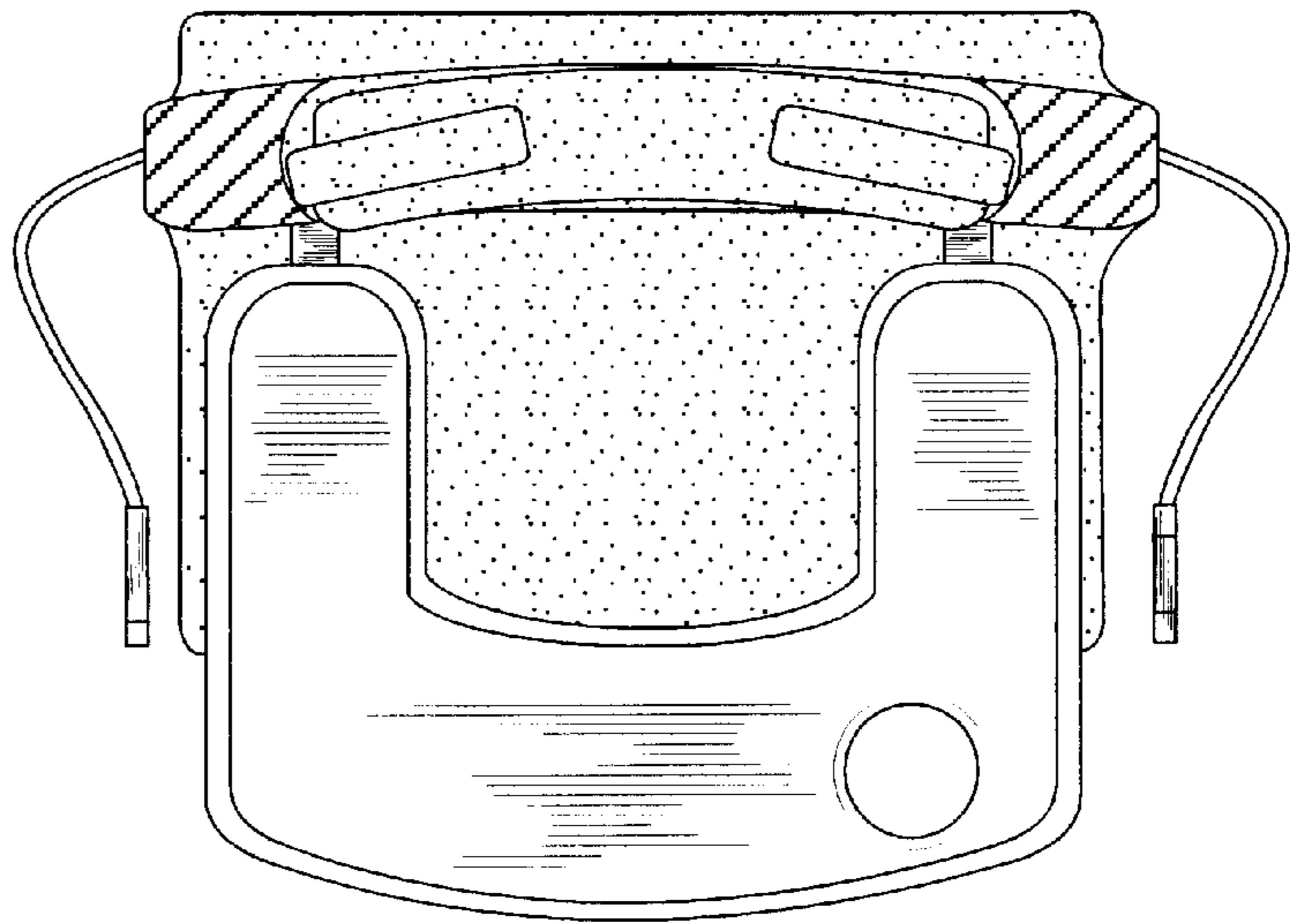


Fig. 6

