



US00D460266S

(12) **United States Design Patent**
Shin

(10) **Patent No.:** **US D460,266 S**

(45) **Date of Patent:** **** Jul. 16, 2002**

(54) **GOLF BAG DOUBLE STRAP**

4,836,427 A * 6/1989 McManus 224/663
D336,154 S * 6/1993 Phillips D3/320

(76) Inventor: **Sang Chul Shin**, 13037 Lakeland Rd.,
Unit F, Santa Fe Springs, CA (US)
90670

* cited by examiner

(**) Term: **14 Years**

Primary Examiner—Prabhakar Deshmukh
(74) *Attorney, Agent, or Firm*—Gene Scott-Patent Law &
Venture Group

(21) Appl. No.: **29/143,583**

(57) **CLAIM**

(22) Filed: **Jun. 15, 2001**

The ornamental design for a golf bag double strap, as shown
and described.

(51) **LOC (7) Cl.** **03-99**

DESCRIPTION

(52) **U.S. Cl.** **D3/320**

(58) **Field of Search** D3/318, 320, 326,
D3/327, 328, 904, 254, 255; 206/315.2,
315.5, 315.6; 224/250, 627, 651, 901.4,
918, 660, 191, 663, 664

FIG. 1 is a perspective front elevation view, folded as worn,
of a golf bag double strap, showing my new design;
FIG. 2 is a front elevation view thereof;
FIG. 3 is a rear elevation view thereof;
FIG. 4 is a right side elevational view thereof, the left side
elevation view being a mirror image thereof;
FIG. 5 is a bottom plan view thereof; and,
FIG. 6 is a top plan view thereof.

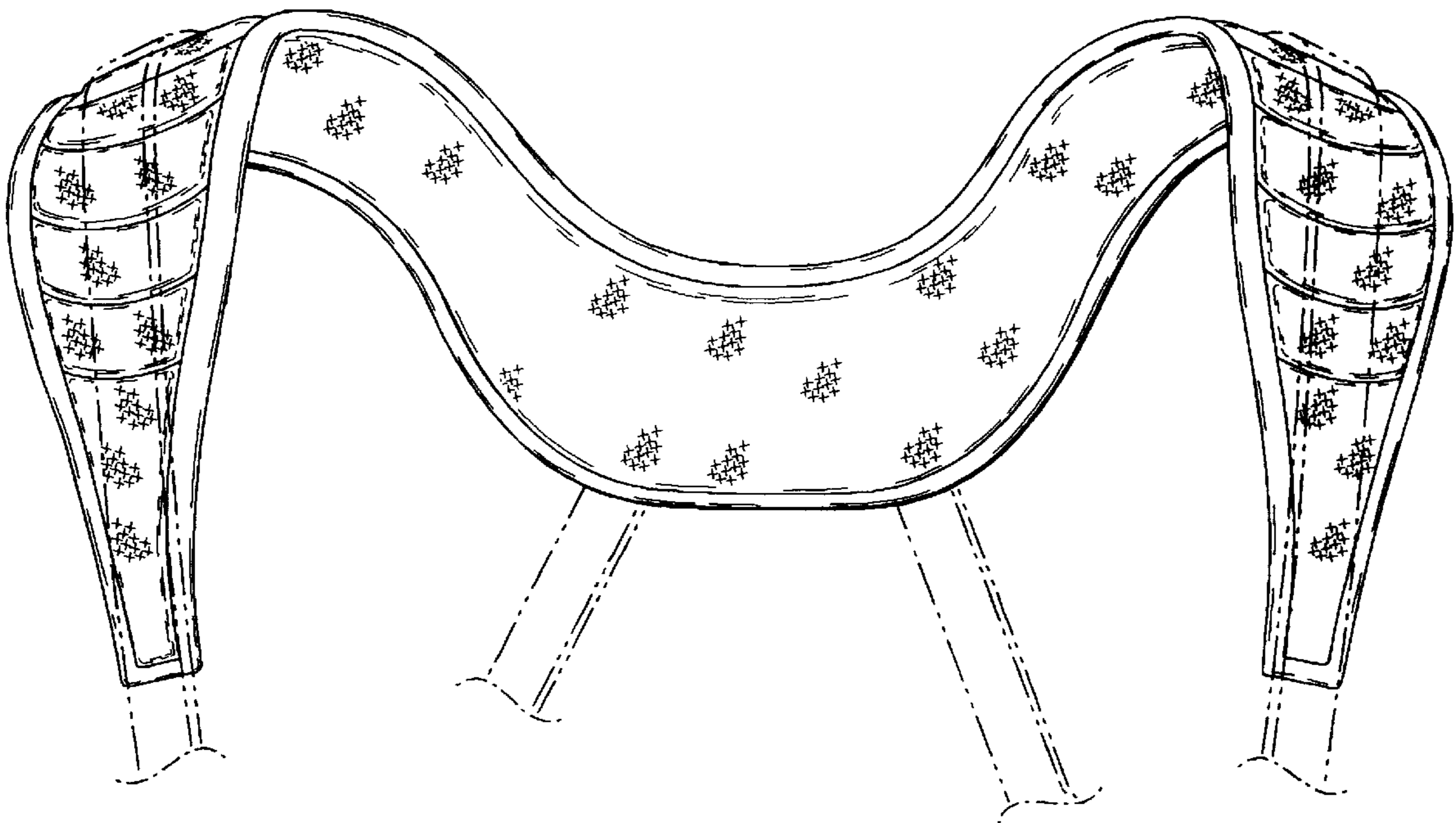
(56) **References Cited**

U.S. PATENT DOCUMENTS

1,955,650 A * 4/1934 Obarski 224/660
3,274,476 A * 9/1966 Wildum 219/211
D255,621 S * 7/1980 McCool D3/229
4,804,121 A * 2/1989 Stanton et al. 206/315.5

The broken lines are for illustrative purpose only and forms
no part of the claimed design.

1 Claim, 4 Drawing Sheets



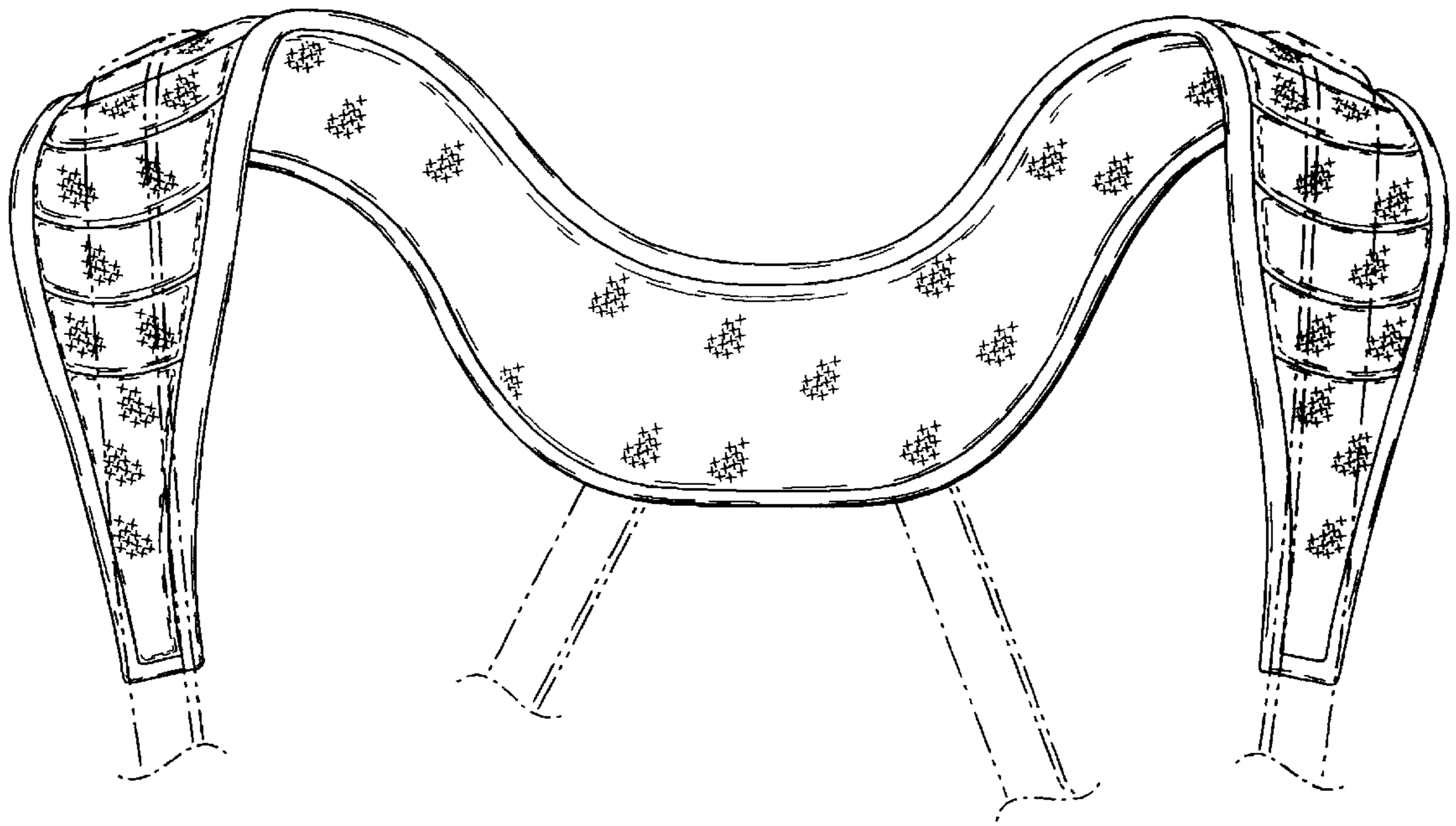


Fig. 1

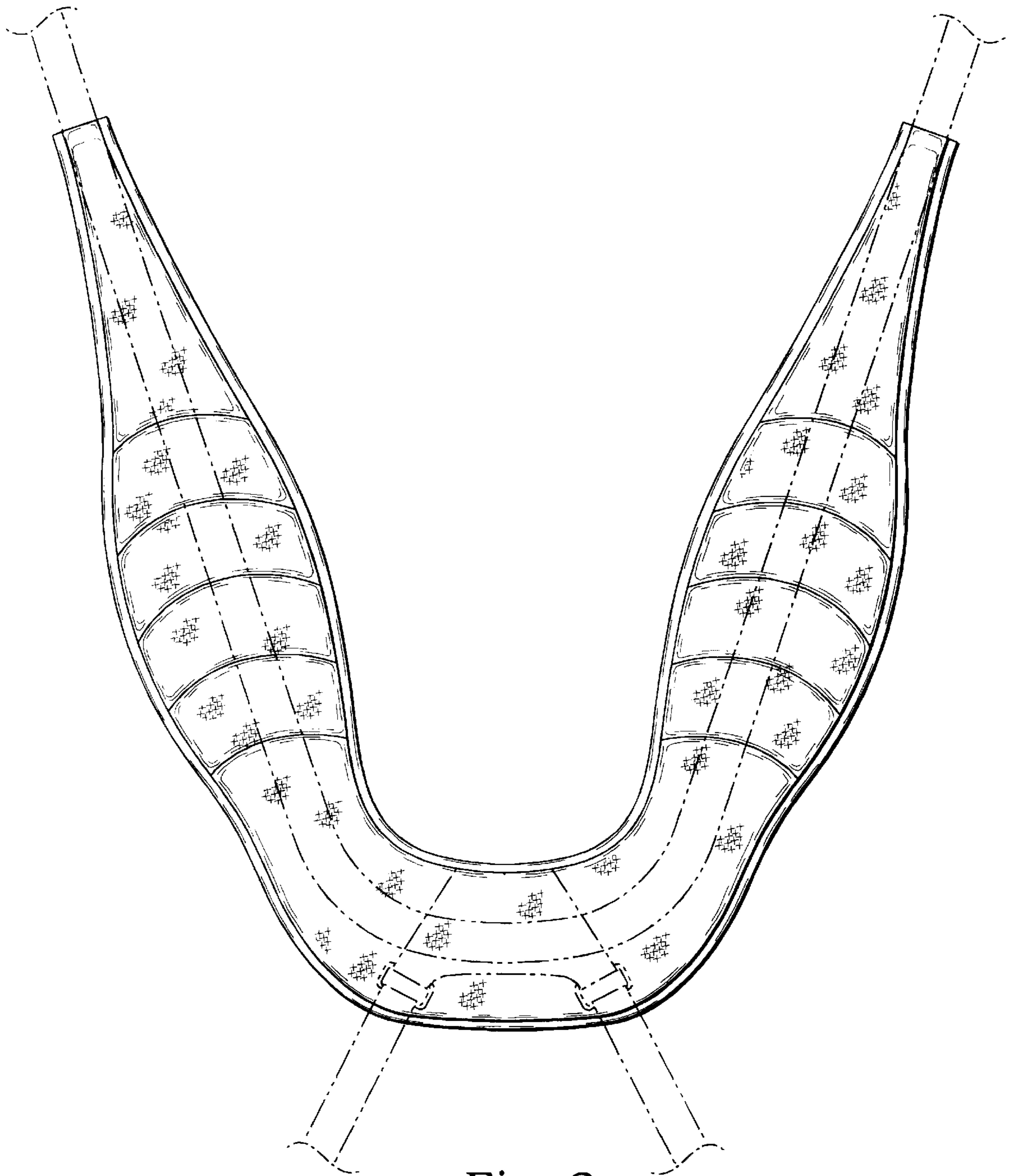


Fig. 2

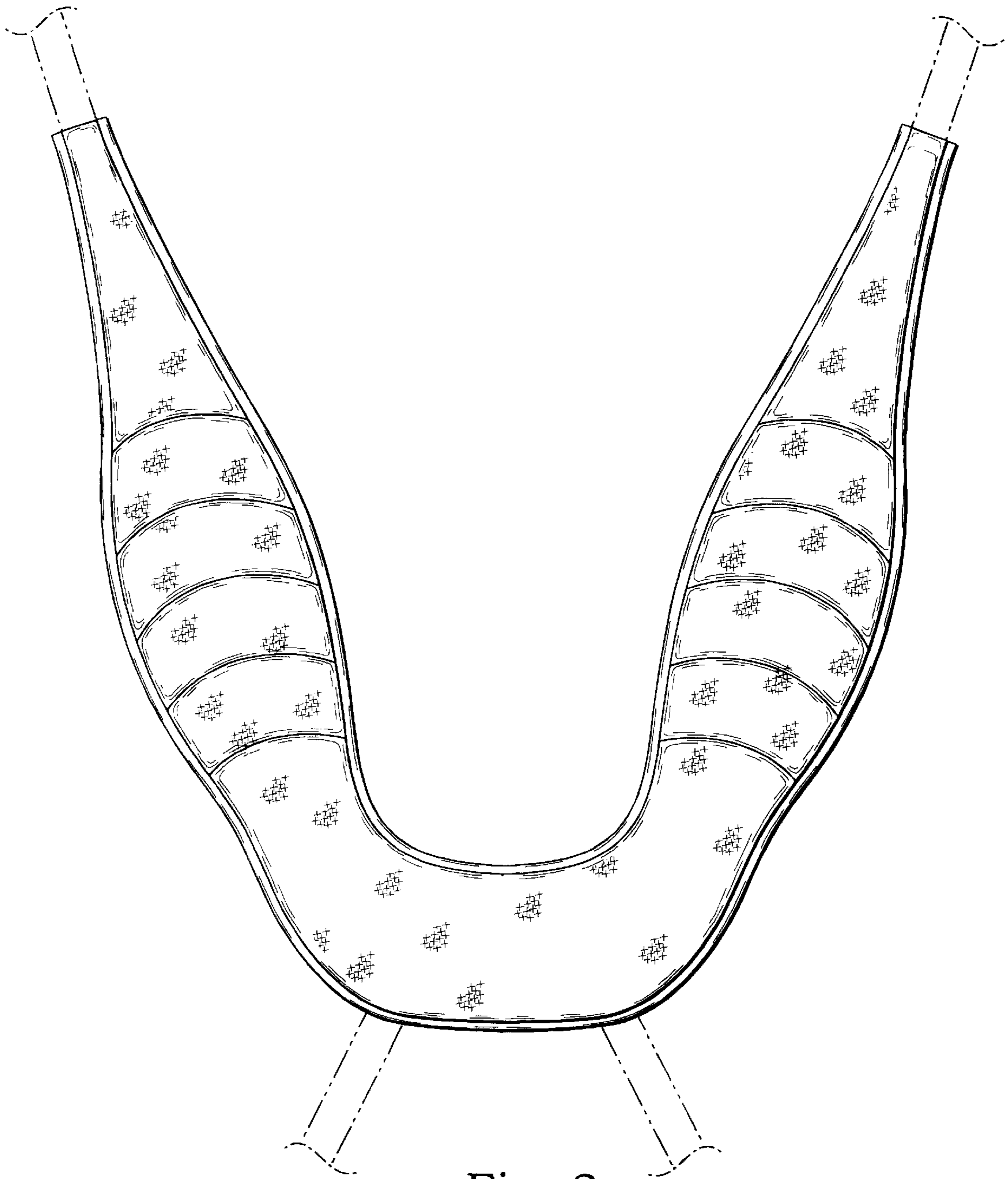


Fig. 3



Fig. 4




Fig. 5




Fig. 6